IRSAP

RADIATORS







Price List

2021

IRSAP
Price List

EVERY HOME IS MUCH MORE THAN A HOUSE, IT IS A MIRROR OF ITS INHABITANTS.

There is no vase, piece of furniture or decoration that does not represent the personality and tastes of its owners, because even the smallest ornament creates the right atmosphere. But the atmosphere within the four walls of a flat or villa is also made up of warmth, in the true sense of the word, and air.
And these elements can give character to the interior as much as a beautiful chandelier or a luxuriant plant.

This is why IRSAP has made an often neglected element of the home, such as a radiator or a ventilation system, modular, versatile and special: to allow anyone to add a personalised design solution in every room, in line with their needs, that can create and maintain the ideal climate they like.

IRSAP products combine functionality and modularity with aesthetics, without losing sight of product reliability, with a strong drive for technological innovation and respect for the environment.
IRSAP offers a host of solutions and services designed to give people one more reason to feel good in their own homes.

OUR WORLD.

Sustainability and **energy saving** are two issues that have become increasingly important to us, driving us to innovate continuously in our production and in the way we think about our products.

We appeal to those who, like us, want to reduce their environmental impact and leave the world a better place than when they found it. This is why IRSAP offers products that work with the most modern generators and are able to self-regulate in order to reduce consumption and consequently the environmental impact.

For IRSAP, the seed of great change lies in small everyday gestures.



ALPHABETICAL INDEX

Hydraulics Radiators

Model	Page	Product Range
Ares	354	Bathroom Radiators
Ares Chrome-plated	376	Chrome-plated Radiators
Arpa 12 Vertical	74	ARPA Radiators
Arpa 12 Horizontal	78	ARPA Radiators
Arpa 12_2 Vertical	82	ARPA Radiators
Arpa 12 _2 Horizontal	86	ARPA Radiators
Arpa 18 Vertical	90	ARPA Radiators
Arpa 18 Horizontal	94	ARPA Radiators
Arpa 18_2 Vertical	98	ARPA Radiators
Arpa 18_2 Horizontal	102	ARPA Radiators
Arpa 23 Vertical	106	ARPA Radiators
Arpa 23 Horizontal	110	ARPA Radiators
Arpa 23_2 Vertical	114	ARPA Radiators
Arpa 23_2 Horizontal	118	ARPA Radiators
Bella	398	Stainless Steel Radiators
Blues	386	Stainless Steel Radiators
Dedalo	248	Design Radiators
Ellipsis_B	266	Bathroom Radiators
Ellipsis_V Vertical	160	ELLIPSIS Radiators
Ellipsis_H Horizontal	164	ELLIPSIS Radiators
Ellipsis_V 2 Vertical	168	ELLIPSIS Radiators
Ellipsis_H 2 Horizontal	172	ELLIPSIS Radiators
Face_Air	216	Design Radiators
Face Zero_Air	220	Design Radiators
Filo	342	Bathroom Radiators
Flauto	310	Bathroom Radiators
Flauto 2	314	Bathroom Radiators
Flauto Chrome-plated	368	Chrome-plated Radiators
Funky Air Mix	308	Bathroom Radiators
Funky	304	Bathroom Radiators
Get Up Air Mix	274	Bathroom Radiators
Get Up	270	Bathroom Radiators

Model	Page	Product Range
It is	240	Design Radiators
Jazz Air Mix	296	Bathroom Radiators
Jazz	292	Bathroom Radiators
Kart	350	Bathroom Radiators
Like	284	Bathroom Radiators
M'ama	244	Design Radiators
Minuette	402	Stainless Steel Radiators
Net Air Mix	340	Bathroom Radiators
Net	336	Bathroom Radiators
Novo	328	Bathroom Radiators
Novo Chrome-plated	372	Chrome-plated Radiators
Novo Cult	276	Bathroom Radiators
Novo Cult Chrome-plated	364	Chrome-plated Radiators
Oddo	280	Bathroom Radiators
Orimono	236	Design Radiators
Page	262	Bathroom Radiators
Piano Vertical	142	PIANO Radiators
Piano Horizontal	146	PIANO Radiators
Piano 2 Vertical	150	PIANO Radiators
Piano 2 Horizontal	154	PIANO Radiators
Quadré	332	Bathroom Radiators
Quadraqua	256	Design Radiators
Relax Immagina	194	RELAX Radiators
Relax Over Power	184	RELAX Radiators
Relax Power	180	RELAX Radiators
Relax Renova	188	RELAX Radiators
Rigo	288	Bathroom Radiators
Sax Vertical	124	SAX Radiators
Sax Horizontal	128	SAX Radiators
Sax 2 Vertical	132	SAX Radiators
Sax 2 Horizontal	136	SAX Radiators
Sequenze	252	Design Radiators

Model	Page	Product Range
Soul Air Mix	302	Bathroom Radiators
Soul	298	Bathroom Radiators
Step_B	232	Design Radiators
Step_H	228	Design Radiators
Step_V	224	Design Radiators
Stilé	394	Stainless Steel Radiators
Tesi 2	12	Tesi Tubular Radiators
Tesi 3	18	Tesi Tubular Radiators
Tesi 4	24	Tesi Tubular Radiators
Tesi 5	30	Tesi Tubular Radiators
Tesi 6	36	Tesi Tubular Radiators
Tesi 3, 4, 5, 6 Bench horizontal	50	Tesi Tubular Radiators
Tesi 4, 5, 6 Bench vertical	46	Tesi Tubular Radiators
Tesi Chrome-plated	200	Design Radiators
Tesi Clean	42	Tesi Tubular Radiators
Tesi Join	208	Design Radiators
Tesi Memory	204	Design Radiators
Tesi Runner	212	Design Radiators
Tolé	390	Stainless Steel Radiators
Vela	346	Bathroom Radiators
Venus	358	Bathroom Radiators
Venus Chrome-plated	380	Chrome-plated Radiators
Xilo Air Mix	326	Bathroom Radiators
Xilo	318	Bathroom Radiators
Xilo 2	322	Bathroom Radiators

Electrical Radiators

Model	Page	Product Range
Ares Chrome-plated Electric N	526	Electric Radiators
Ares Electric N	522	Electric Radiators
Bella Electric	514	Electric Radiators
Dedalo Electric	426	Electric Radiators
Flauto Chrome-plated Electric N	506	Electric Radiators
Flauto Electric N	502	Electric Radiators
Flèche Air Electric	538	Electric Radiators
Funky Air Electric	476	Electric Radiators
Funky Electric N	472	Electric Radiators
Get Up Air Electric	458	Electric Radiators
Get Up Electric N	454	Electric Radiators
Jazz Air Electric	464	Electric Radiators
Jazz Electric N	460	Electric Radiators
Minuette Electric	518	Electric Radiators
Net Air Electric	482	Electric Radiators
Net Electric	478	Electric Radiators
Novo Chrome-plated Electric N	498	Electric Radiators
Novo Electric N	494	Electric Radiators
Orimono Electric	418	Electric Radiators
Piano Electric N	446	Electric Radiators
Polygon Horizontal Electric N	414	Electric Radiators
Polygon Vertical Electric N	410	Electric Radiators
Quadraqua Electric	434	Electric Radiators
Quadré Electric N	484	Electric Radiators
Relax Electric	438	Electric Radiators
Sax Electric N	442	Electric Radiators
Sequenze Electric	430	Electric Radiators
Soul Air Electric	470	Electric Radiators
Soul Electric N	466	Electric Radiators
Step_E Electric	422	Electric Radiators
Tesi 3 EH Electric	450	Electric Radiators
Vela Electric N	510	Electric Radiators
Venus Chrome-plated Electric N	534	Electric Radiators
Venus Electric N	530	Electric Radiators
Xilo Air Electric	492	Electric Radiators
Xilo Electric N	488	Electric Radiators

N = New product / Extension of range or finishes

KEY TO THE ICONS

Eco compatible product
(Reg. 2015/1188)

Low temperature

New products

10-year Warranty

Radiator with domestic
hot water system

Hydraulic radiator

Hydraulic radiator
available

Hydraulic radiator
with booster

Hydraulic radiator
available with booster

Electric radiator

Electric radiator
available

Electric radiator
with booster

Electric radiator
available with booster

Valves
included

INDEX

TESI	P. 8
ARPA	P. 72
SAX	P. 122
PIANO	P. 140
ELLIPSIS	P. 158
RELAX RADIATORS	P. 178
DESIGN RADIATORS	P. 198
BATHROOMS RADIATORS	P. 260
CHROME-PLATED RADIATORS	P. 362
STAINLESS STEEL RADIATORS	P. 384
ELECTRIC RADIATORS	P. 408
ACCESSORIES DEC. & TECH.	P. 540
TECHNICAL INFORMATION	P. 568
MERCHANDISING	P. 580

TESI

Tubular Radiators

Classic and Modern come together to create a radiator that meets every need.
Special design suits Tesi particularly to work in low temperature systems.
A 10-year warranty is reserved for the entire Tesi range since 2010.

TESI 2	P.	12
TESI 3	P.	18
TESI 4	P.	24
TESI 5	P.	30
TESI 6	P.	36
TESI CLEAN	P.	42
TESI 4, 5, 6 BENCH VERTICAL	P.	46
TESI 3, 4, 5, 6 BENCH HORIZONTAL	P.	50
HYDRAULIC CONNECTIONS	P.	58
TESI ACCESSORIES	P.	60

ONE RANGE, INFINITE POSSIBILITIES.

5 depths, 27 heights, unlimited lengths: over 200,000 installation solutions.

TESI Termoarredatori® are the most functional, modular and elegant system for heating a room. With their modern shapes and simple lines, they adapt to any type of furnishing and, thanks to their extreme modularity, can be the right solution for any need.

Studied in detail, even invisible ones.
The manufacturing process, which is completely automated by laser, guarantees that TESI Termoarredatori® not only have an aesthetically pleasing profile down to the smallest detail, but that there is no residual material inside.
With a single pass of the laser beam, the components are perfectly welded together, eliminating the formation of particles potentially harmful to the system.

Ideal for renovations.
Thanks to their modularity, TESI Termoarredatori® meet all aesthetic and structural requirements, adapting perfectly to any type of wall, large or small. A unique solution especially for renovations.

10

Thanks to strict quality control throughout the production cycle, TESI Termoarredatori® have always been synonymous with efficiency and reliability.
The high pressure testing of each item produced guarantees impeccable water-tightness in all conditions of use.
As well as guaranteeing a perfect weld and therefore an exceptional water-tightness, the laser welding process fully optimises painting operations, favouring the distribution of the powder uniformly and without imperfections on every point of the product.

This is why, since 2010, Irsap has been guaranteeing the TESI radiator for 10 years regarding painting and hydraulic sealing.

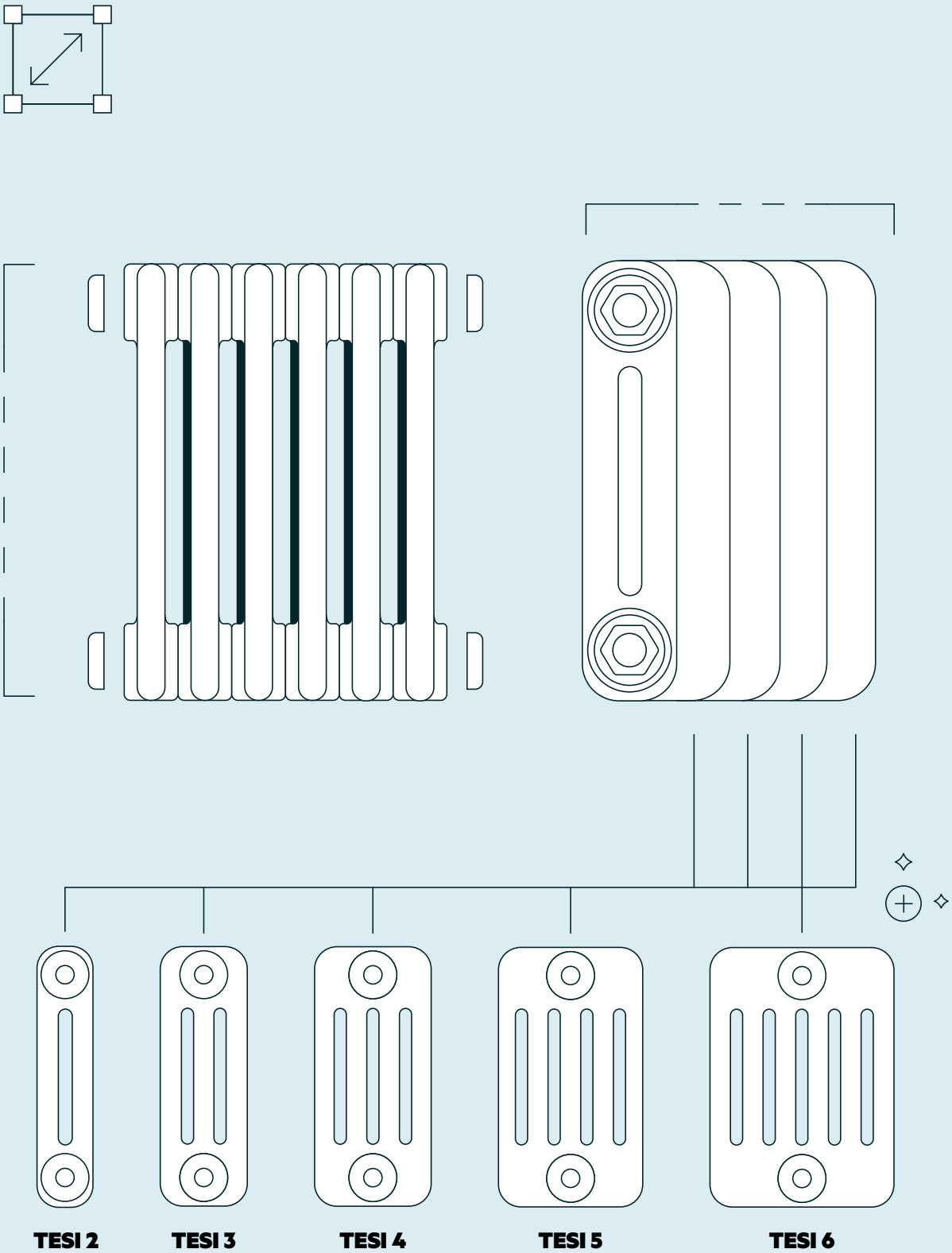
TESI 2
TESI 3
TESI 4
TESI 5
TESI 6

TESI 2
Graphite Black finish (cod. 18).
Configuration cod. 02.

TESI 2
12 elements, heights 1800 mm, lenght 540 mm. Graphite Black finish (cod. 18). Configuration cod. 02.

Technical features:

- tubes made of 25 mm diameter sheet steel
- manifolds made of pressed sheet steel
- elements 45 mm long (element pitch)
- threading 1"1/4 G right and left on top and bottom manifold
- maximum working pressure 10 bar
- maximum working temperature 95°C

TESI is available, on request, in some heights not included in this price list. For feasibility and cost ask our commercial service (customer care).

The union of several coils, to obtain radiators of non-indicated lengths, can be carried out with a simple nipple operation (see nipple table on page 63).

Finishes available	Surcharge
Standard White	-
Classic finishes	+15%
Special finishes	+25%
Loft finishes (cod. TR)	+40%
Other RAL colors	+40% following feasibility study

Finishing codes see page 588.

Valves

IRSAP valves can be supplied to match the radiator.
To select the type of valve suitable for the connection, see the Accessories section pag. 550.

Prices included

- 4 Universal brakets for Tesi (except for very small batteries) (fig. 1)
- 4 connections with reductions 1 "1/4 to 1/2" for Tesi white and colored, mounted on the radiator (fig. 2)
- 1 1/2" air vent (fig. 3)
- 1 cover for 1/2" blind plug (fig. 4)

Fig. 1

Fig. 2

Fig. 3

Fig. 4

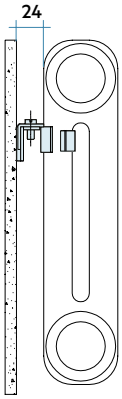

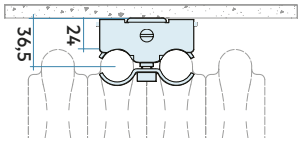

TESI 2

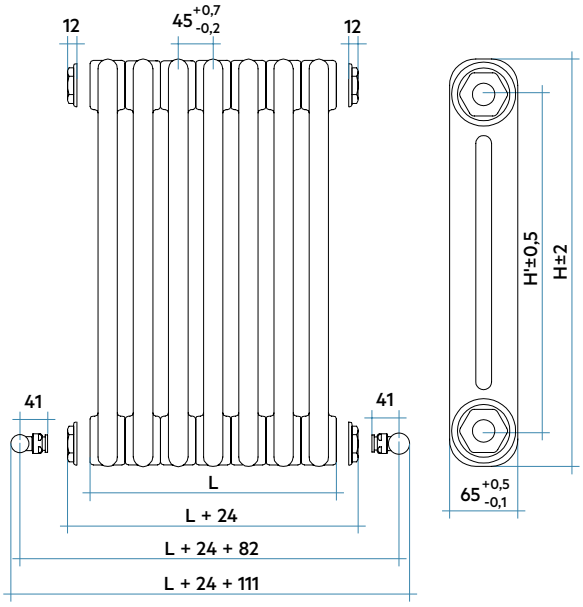

Total width of the TESI radiator:

L (Tesi size) = No. of elements x 45
L + 24 mm (12+12) = Tesi size with caps
L + 24 mm (12+12) + 82 mm (41+41) = Low water inlet hydraulic centre distance (right and left) with IRSAP valves and caps
L + 24 mm (12+12) + 111 mm = Total overall dimensions

EN 442 EURONORM — CE 01 EN442-1 — NF

Model	Code	Depth	Height	Conn. centre	Weigh	Capacity	Thermal Power Δt=50°C		Δt=40°C	Δt=30°C	Δt=20°C	Exp.	Price
		mm	H mm	H' mm	Kg	lt	Btu/h	**Watt**	Watt	**Watt (*)**	Watt	n.	€
200	**RT 2 0200 YY 01 A4 02 N**	65	200	127	0,33	0,33	43,8	**14,9**	11,3	**7,9**	4,7	1,250	**12,20**
300	**RT 2 0300 YY 01 A4 02 N**	65	300	235	0,45	0,42	68,8	**23,4**	17,8	**12,4**	7,5	1,240	**13,00**
350	**RT 2 0350 YY 01 A4 02 N**	65	350	285	0,51	0,46	78,6	**26,8**	20,3	**14,2**	8,6	1,240	**13,40**
365	**RT 2 0365 YY 01 A4 02 N**	65	365	300	0,53	0,47	81,5	**27,8**	21,1	**14,7**	8,9	1,240	**13,50**
400	**RT 2 0400 YY 01 A4 02 N**	65	400	335	0,57	0,50	88,3	**30,1**	22,8	**15,9**	9,6	1,250	**13,60**
450	**RT 2 0450 YY 01 A4 02 N**	65	450	385	0,63	0,54	97,9	**33,4**	25,2	**17,6**	10,6	1,250	**13,90**
500	**RT 2 0500 YY 01 A4 02 N**	65	500	435	0,69	0,58	107,5	**36,6**	27,7	**19,3**	11,6	1,250	**14,30**
535	**RT 2 0535 YY 01 A4 02 N**	65	535	470	0,73	0,61	114,2	**38,9**	29,4	**20,5**	12,3	1,260	**14,50**
550	**RT 2 0550 YY 01 A4 02 N**	65	550	485	0,75	0,62	117,1	**39,9**	30,1	**21,0**	12,6	1,260	**14,60**
565	**RT 2 0565 YY 01 A4 02 N**	65	565	500	0,77	0,64	120,0	**40,9**	30,9	**21,5**	12,9	1,260	**14,70**
600	**RT 2 0600 YY 01 A4 02 N**	65	600	535	0,81	0,67	126,6	**43,1**	32,6	**22,6**	13,6	1,260	**14,80**
650	**RT 2 0650 YY 01 A4 02 N**	65	650	585	0,87	0,71	136,2	**46,4**	35,0	**24,3**	14,5	1,270	**15,20**
665	**RT 2 0665 YY 01 A4 02 N**	65	665	600	0,88	0,72	139,0	**47,4**	35,7	**24,8**	14,8	1,270	**15,40**
685	**RT 2 0685 YY 01 A4 02 N**	65	685	620	0,91	0,74	142,8	**48,7**	36,7	**25,4**	15,2	1,270	**15,50**
750	**RT 2 0750 YY 01 A4 02 N**	65	750	685	0,99	0,79	155,2	**52,9**	39,8	**27,6**	16,4	1,270	**15,70**
765	**RT 2 0765 YY 01 A4 02 N**	65	765	700	1,00	0,80	158,0	**53,9**	40,5	**28,1**	16,7	1,280	**15,80**
815	**RT 2 0815 YY 01 A4 02 N**	65	815	750	1,06	0,84	167,6	**57,1**	42,9	**29,7**	17,7	1,280	**16,20**
865	**RT 2 0865 YY 01 A4 02 N**	65	865	800	1,12	0,89	177,1	**60,4**	45,3	**31,3**	18,6	1,280	**16,50**
885	**RT 2 0885 YY 01 A4 02 N**	65	885	820	1,15	0,90	181,0	**61,7**	46,3	**32,0**	19,0	1,290	**16,60**
900	**RT 2 0900 YY 01 A4 02 N**	65	900	835	1,16	0,91	183,9	**62,7**	47,0	**32,5**	19,3	1,290	**16,70**
1000	**RT 2 1000 YY 01 A4 02 N**	65	1000	935	1,28	1,00	203,1	**69,2**	51,9	**35,7**	21,1	1,290	**17,50**
1200	**RT 2 1200 YY 01 A4 02 N**	65	1200	1135	1,63	1,15	242,1	**82,5**	61,6	**42,3**	24,9	1,310	**20,40**
1500	**RT 2 1500 YY 01 A4 02 N**	65	1500	1435	2,02	1,39	302,2	**103,0**	76,5	**52,1**	30,4	1,330	**24,50**
1800	**RT 2 1800 YY 01 A4 02 N**	65	1800	1735	2,41	1,64	364,7	**124,3**	92,4	**63,0**	36,8	1,330	**29,90**
2000	**RT 2 2000 YY 01 A4 02 N**	65	2000	1935	2,67	1,80	407,9	**139,0**	103,6	**70,9**	41,5	1,320	**33,60**
2200	**RT 2 2200 YY 01 A4 02 N**	65	2200	2135	2,93	1,97	452,3	**154,2**	115,1	**79,0**	46,5	1,310	**36,80**
2500	**RT 2 2500 YY 01 A4 02 N**	65	2500	2435	3,32	2,21	521,7	**177,8**	133,2	**91,8**	54,4	1,290	**42,20**

(*) Thanks to the high performance of Irsap TESI 2 radiators, the ideal Δt for low temperature projects is Δt at 30°C.
For Δt different from 50°C use the formula: $Q=Qn\ (\Delta t / 50)^n$

Key Codes

Height — Standard White colour code. For different colour codes see the colours page 588

RT 2 0200 | YY | 01 | A4 | 02 | N

Number of elements — Packing code — Radiator with plugs assembled. For other configurations and water connections see page 58

Decorative & Technical Accessories



Kit Valves and Lockshield valve
Pag. 550

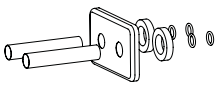

Pipe cover kit
Pag. 554

RADIATORS' DATA (LENGHTS WITHOUT BUSHES)

		HEIGHT													
		200	300	350	365	400	450	500	535	550	565	600	650	665	685
Lenght mm 90	€	24,40	26,00	26,80	27,00	27,20	27,80	28,60	29,00	29,20	29,40	29,60	30,40	30,80	31,00
yy = N° elem. 2	W	30	47	54	56	60	67	73	78	80	82	86	93	95	97
Lenght mm 135	€	36,60	39,00	40,20	40,50	40,80	41,70	42,90	43,50	43,80	44,10	44,40	45,60	46,20	46,50
yy = N° elem. 3	W	45	70	80	83	90	100	110	117	120	123	129	139	142	146
Lenght mm 180	€	48,80	52,00	53,60	54,00	54,40	55,60	57,20	58,00	58,40	58,80	59,20	60,80	61,60	62,00
yy = N° elem. 4	W	60	94	107	111	120	134	147	156	160	164	173	186	189	195
Lenght mm 225	€	61,00	65,00	67,00	67,50	68,00	69,50	71,50	72,50	73,00	73,50	74,00	76,00	77,00	77,50
yy = N° elem. 5	W	75	117	134	139	150	167	183	195	200	204	216	232	237	243
Lenght mm 270	€	73,20	78,00	80,40	81,00	81,60	83,40	85,80	87,00	87,60	88,20	88,80	91,20	92,40	93,00
yy = N° elem. 6	W	89	141	161	167	181	200	220	234	239	245	259	278	284	292
Lenght mm 315	€	85,40	91,00	93,80	94,50	95,20	97,30	100,10	101,50	102,20	102,90	103,60	106,40	107,80	108,50
yy = N° elem. 7	W	104	164	188	194	211	234	257	273	279	286	302	325	332	341
Lenght mm 360	€	97,60	104,00	107,20	108,00	108,80	111,20	114,40	116,00	116,80	117,60	118,40	121,60	123,20	124,00
yy = N° elem. 8	W	119	188	214	222	241	267	293	311	319	327	345	371	379	389
Lenght mm 405	€	109,80	117,00	120,60	121,50	122,40	125,10	128,70	130,50	131,40	132,30	133,20	136,80	138,60	139,50
yy = N° elem. 9	W	134	211	241	250	271	300	330	350	359	368	388	418	426	438
Lenght mm 450	€	122,00	130,00	134,00	135,00	136,00	139,00	143,00	145,00	146,00	147,00	148,00	152,00	154,00	155,00
yy = N° elem. 10	W	149	234	268	278	301	334	366	389	399	409	432	464	474	487
Lenght mm 495	€	134,20	143,00	147,40	148,50	149,60	152,90	157,30	159,50	160,60	161,70	162,80	167,20	169,40	170,50
yy = N° elem. 11	W	164	258	295	306	331	367	403	428	439	450	475	510	521	535
Lenght mm 540	€	146,40	156,00	160,80	162,00	163,20	166,80	171,60	174,00	175,20	176,40	177,60	182,40	184,80	186,00
yy = N° elem. 12	W	179	281	321	333	361	401	440	467	479	491	518	557	568	584
Lenght mm 585	€	158,60	169,00	174,20	175,50	176,80	180,70	185,90	188,50	189,80	191,10	192,40	197,60	200,20	201,50
yy = N° elem. 13	W	194	305	348	361	391	434	476	506	519	531	561	603	616	633
Lenght mm 630	€	170,80	182,00	187,60	189,00	190,40	194,60	200,20	203,00	204,40	205,80	207,20	212,80	215,60	217,00
yy = N° elem. 14	W	209	328	375	389	421	467	513	545	559	572	604	650	663	681
Lenght mm 675	€	183,00	195,00	201,00	202,50	204,00	208,50	214,50	217,50	219,00	220,50	222,00	228,00	231,00	232,50
yy = N° elem. 15	W	224	352	402	417	452	501	550	584	599	613	647	696	711	730
Lenght mm 720	€	195,20	208,00	214,40	216,00	217,60	222,40	228,80	232,00	233,60	235,20	236,80	243,20	246,40	248,00
yy = N° elem. 16	W	239	375	429	444	482	534	586	623	639	654	690	742	758	779
Lenght mm 765	€	207,40	221,00	227,80	229,50	231,20	236,30	243,10	246,50	248,20	249,90	251,60	258,40	261,80	263,50
yy = N° elem. 17	W	253	398	455	472	512	567	623	662	678	695	734	789	805	827
Lenght mm 810	€	219,60	234,00	241,20	243,00	244,80	250,20	257,40	261,00	262,80	264,60	266,40	273,60	277,20	279,00
yy = N° elem. 18	W	268	422	482	500	542	601	660	701	718	736	777	835	853	876
Lenght mm 855	€	231,80	247,00	254,60	256,50	258,40	264,10	271,70	275,50	277,40	279,30	281,20	288,80	292,60	294,50
yy = N° elem. 19	W	283	445	509	528	572	634	696	740	758	777	820	882	900	925
Lenght mm 900	€	244,00	260,00	268,00	270,00	272,00	278,00	286,00	290,00	292,00	294,00	296,00	304,00	308,00	310,00
yy = N° elem. 20	W	298	469	536	556	602	668	733	779	798	818	863	928	947	973
Lenght mm 945	€	256,20	273,00	281,40	283,50	285,60	291,90	300,30	304,50	306,60	308,70	310,80	319,20	323,40	325,50
yy = N° elem. 21	W	313	492	563	583	632	701	770	818	838	858	906	974	995	1022
Lenght mm 990	€	268,40	286,00	294,80	297,00	299,20	305,80	314,60	319,00	321,20	323,40	325,60	334,40	338,80	341,00
yy = N° elem. 22	W	328	516	589	611	662	734	806	856	878	899	949	1021	1042	1071
Lenght mm 1035	€	280,60	299,00	308,20	310,50	312,80	319,70	328,90	333,50	335,80	338,10	340,40	349,60	354,20	356,50
yy = N° elem. 23	W	343	539	616	639	692	768	843	895	918	940	992	1067	1090	1119
Lenght mm 1080	€	292,80	312,00	321,60	324,00	326,40	333,60	343,20	348,00	350,40	352,80	355,20	364,80	369,60	372,00
yy = N° elem. 24	W	358	563	643	667	722	801	880	934	958	981	1036	1114	1137	1168
Lenght mm 1125	€	305,00	325,00	335,00	337,50	340,00	347,50	357,50	362,50	365,00	367,50	370,00	380,00	385,00	387,50
yy = N° elem. 25	W	373	586	670	694	752	835	916	973	998	1022	1079	1160	1184	1217
Lenght mm 1170	€	317,20	338,00	348,40	351,00	353,60	361,40	371,80	377,00	379,60	382,20	384,80	395,20	400,40	403,00
yy = N° elem. 26	W	388	609	697	722	783	868	953	1012	1038	1063	1122	1206	1232	1265
Lenght mm 1215	€	329,40	351,00	361,80	364,50	367,20	375,30	386,10	391,50	394,20	396,90	399,60	410,40	415,80	418,50
yy = N° elem. 27	W	403	633	723	750	813	901	990	1051	1078	1104	1165	1253	1279	1314
Lenght mm 1260	€	341,60	364,00	375,20	378,00	380,80	389,20	400,40	406,00	408,80	411,60	414,40	425,60	431,20	434,00
yy = N° elem. 28	W	417	656	750	778	843	935	1026	1090	1117	1145	1208	1299	1326	1363
Lenght mm 1305	€	353,80	377,00	388,60	391,50	394,40	403,10	414,70	420,50	423,40	426,30	429,20	440,80	446,60	449,50
yy = N° elem. 29	W	432	680	777	806	873	968	1063	1129	1157	1186	1251	1346	1374	1411
Lenght mm 1350	€	366,00	390,00	402,00	405,00	408,00	417,00	429,00	435,00	438,00	441,00	444,00	456,00	462,00	465,00
yy = N° elem. 30	W	447	703	804	833	903	1001	1100	1168	1197	1226	1294	1392	1421	1460
Lenght mm 1395	€	378,20	403,00	415,40	418,50	421,60	430,90	443,30	449,50	452,60	455,70	458,80	471,20	477,40	480,50
yy = N° elem. 31	W	462	727	830	861	933	1035	1136	1207	1237	1267	1338	1438	1468	1509
Lenght mm 1440	€	390,40	416,00	428,80	432,00	435,20	444,80	457,60	464,00	467,20	470,40	473,60	486,40	492,80	496,00
yy = N° elem. 32	W	477	750	857	889	963	1068	1173	1246	1277	1308	1381	1485	1516	1557
Lenght mm 1485	€	402,60	429,00	442,20	445,50	448,80	458,70	471,90	478,50	481,80	485,10	488,40	501,60	508,20	511,50
yy = N° elem. 33	W	492	774	884	917	993	1102	1209	1285	1317	1349	1424	1531	1563	1606
Lenght mm 1530	€	414,80	442,00	455,60	459,00	462,40	472,60	486,20	493,00	496,40	499,80	503,20	516,80	523,60	527,00
yy = N° elem. 34	W	507	797	911	945	1023	1135	1246	1324	1357	1390	1467	1578	1611	1655
Lenght mm 1575	€	427,00	455,00	469,00	472,50	476,00	486,50	500,50	507,50	511,00	514,50	518,00	532,00	539,00	542,50
yy = N° elem. 35	W	522	820	938	972	1054	1168	1283	1363	1397	1431	1510	1624	1658	1703
Lenght mm 1620	€	439,20	468,00	482,40	486,00	489,60	500,40	514,80	522,00	525,60	529,20	532,80	547,20	554,40	558,00
yy = N° elem. 36	W	537	844	964	1000	1084	1202	1319	1401	1437	1472	1553	1670	1705	1752
Lenght mm 1665	€	451,40	481,00	495,80	499,50	503,20	514,30	529,10	536,50	540,20	543,90	547,60	562,40	569,80	573,50
yy = N° elem. 37	W	552	867	991	1028	1114	1235	1356	1440	1477	1513	1597	1717	1753	1801
Lenght mm 1710	€	463,60	494,00	509,20	513,00	516,80	528,20	543,40	551,00	554,80	558,60	562,40	577,60	585,20	589,00
yy = N° elem. 38	W	567	891	1018	1056	1144	1268	1393	1479	1517	1553	1640	1763	1800	1849
Lenght mm 1755	€	475,80	507,00	522,60	526,50	530,40	542,10	557,70	565,50	569,40	573,30	577,20	592,80	600,60	604,50
yy = N° elem. 39	W	581	914	1045	1083	1174	1302	1429	1518	1556	1594	1683	1810	1847	1898
Lenght mm 1800	€	488,00	520,00	536,00	540,00	544,00	556,00	572,00	580,00	584,00	588,00	592,00	608,00	616,00	620,00
yy = N° elem. 40	W	596	938	1072	1111	1204	1335	1466	1557	1596	1635	1726	1856	1895	1947

RADIATORS' DATA (LENGHTS WITHOUT BUSHES)

		HEIGHT												
		750	765	815	865	885	900	1000	1200	1500	1800	2000	2200	2500
Lenght mm	**90**	€ 31,40	31,60	32,40	33,00	33,20	33,40	35,00	40,80	49,00	59,80	67,20	73,60	84,40
yy = N° elem.	*2*	W 106	108	114	121	123	125	138	165	206	249	278	308	356
Lenght mm	**135**	€ 47,10	47,40	48,60	49,50	49,80	50,10	52,50	61,20	73,50	89,70	100,80	110,40	126,60
yy = N° elem.	*3*	W 159	162	171	181	185	188	208	248	309	373	417	462	533
Lenght mm	**180**	€ 62,80	63,20	64,80	66,00	66,40	66,80	70,00	81,60	98,00	119,60	134,40	147,20	168,80
yy = N° elem.	*4*	W 212	215	228	241	247	251	277	330	412	497	556	617	711
Lenght mm	**225**	€ 78,50	79,00	81,00	82,50	83,00	83,50	87,50	102,00	122,50	149,50	168,00	184,00	211,00
yy = N° elem.	*5*	W 264	269	286	302	308	313	346	413	515	621	695	771	889
Lenght mm	**270**	€ 94,20	94,80	97,20	99,00	99,60	100,20	105,00	122,40	147,00	179,40	201,60	220,80	253,20
yy = N° elem.	*6*	W 317	323	343	362	370	376	415	495	618	746	834	925	1067
Lenght mm	**315**	€ 109,90	110,60	113,40	115,50	116,20	116,90	122,50	142,80	171,50	209,30	235,20	257,60	295,40
yy = N° elem.	*7*	W 370	377	400	423	432	439	485	578	721	870	973	1079	1245
Lenght mm	**360**	€ 125,60	126,40	129,60	132,00	132,80	133,60	140,00	163,20	196,00	239,20	268,80	294,40	337,60
yy = N° elem.	*8*	W 423	431	457	483	493	501	554	660	824	994	1112	1233	1422
Lenght mm	**405**	€ 141,30	142,20	145,80	148,50	149,40	150,30	157,50	183,60	220,50	269,10	302,40	331,20	379,80
yy = N° elem.	*9*	W 476	485	514	543	555	564	623	743	927	1119	1251	1387	1600
Lenght mm	**450**	€ 157,00	158,00	162,00	165,00	166,00	167,00	175,00	204,00	245,00	299,00	336,00	368,00	422,00
yy = N° elem.	*10*	W 529	539	571	604	617	627	692	825	1030	1243	1390	1542	1778
Lenght mm	**495**	€ 172,70	173,80	178,20	181,50	182,60	183,70	192,50	224,40	269,50	328,90	369,60	404,80	464,20
yy = N° elem.	*11*	W 582	592	628	664	678	689	761	908	1133	1367	1529	1696	1956
Lenght mm	**540**	€ 188,40	189,60	194,40	198,00	199,20	200,40	210,00	244,80	294,00	358,80	403,20	441,60	506,40
yy = N° elem.	*12*	W 635	646	685	724	740	752	831	990	1236	1491	1668	1850	2133
Lenght mm	**585**	€ 204,10	205,40	210,60	214,50	215,80	217,10	227,50	265,20	318,50	388,70	436,80	478,40	548,60
yy = N° elem.	*13*	W 687	700	742	785	802	815	900	1073	1339	1616	1807	2004	2311
Lenght mm	**630**	€ 219,80	221,20	226,80	231,00	232,40	233,80	245,00	285,60	343,00	418,60	470,40	515,20	590,80
yy = N° elem.	*14*	W 740	754	800	845	864	877	969	1155	1442	1740	1946	2158	2489
Lenght mm	**675**	€ 235,50	237,00	243,00	247,50	249,00	250,50	262,50	306,00	367,50	448,50	504,00	552,00	633,00
yy = N° elem.	*15*	W 793	808	857	906	925	940	1038	1238	1545	1864	2085	2312	2667
Lenght mm	**720**	€ 251,20	252,80	259,20	264,00	265,60	267,20	280,00	326,40	392,00	478,40	537,60	588,80	675,20
yy = N° elem.	*16*	W 846	862	914	966	987	1003	1108	1320	1648	1989	2224	2466	2845
Lenght mm	**765**	€ 266,90	268,60	275,40	280,50	282,20	283,90	297,50	346,80	416,50	508,30	571,20	625,60	717,40
yy = N° elem.	*17*	W 899	916	971	1026	1049	1065	1177	1403	1751	2113	2363	2621	3022
Lenght mm	**810**	€ 282,60	284,40	291,60	297,00	298,80	300,60	315,00	367,20	441,00	538,20	604,80	662,40	759,60
yy = N° elem.	*18*	W 952	969	1028	1087	1110	1128	1246	1485	1854	2237	2502	2775	3200
Lenght mm	**855**	€ 298,30	300,20	307,80	313,50	315,40	317,30	332,50	387,60	465,50	568,10	638,40		
yy = N° elem.	*19*	W 1005	1023	1085	1147	1172	1191	1315	1568	1957	2362	2641		
Lenght mm	**900**	€ 314,00	316,00	324,00	330,00	332,00	334,00	350,00	408,00	490,00	598,00	672,00		
yy = N° elem.	*20*	W 1058	1077	1142	1207	1234	1253	1384	1650	2060	2486	2780		
Lenght mm	**945**	€ 329,70	331,80	340,20	346,50	348,60	350,70	367,50	428,40	514,50	627,90	705,60		
yy = N° elem.	*21*	W 1110	1131	1199	1268	1295	1316	1454	1733	2163	2610	2919		
Lenght mm	**990**	€ 345,40	347,60	356,40	363,00	365,20	367,40	385,00	448,80	539,00	657,80	739,20		
yy = N° elem.	*22*	W 1163	1185	1256	1328	1357	1379	1523	1815	2266	2734	3058		
Lenght mm	**1035**	€ 361,10	363,40	372,60	379,50	381,80	384,10	402,50	469,20	563,50				
yy = N° elem.	*23*	W 1216	1239	1314	1389	1419	1441	1592	1898	2369				
Lenght mm	**1080**	€ 376,80	379,20	388,80	396,00	398,40	400,80	420,00	489,60	588,00				
yy = N° elem.	*24*	W 1269	1293	1371	1449	1480	1504	1661	1980	2472				
Lenght mm	**1125**	€ 392,50	395,00	405,00	412,50	415,00	417,50	437,50	510,00	612,50				
yy = N° elem.	*25*	W 1322	1346	1428	1509	1542	1566	1730	2063	2575				
Lenght mm	**1170**	€ 408,20	410,80	421,20	429,00	431,60	434,20	455,00	530,40	637,00				
yy = N° elem.	*26*	W 1375	1400	1485	1570	1604	1629	1800	2145	2678				
Lenght mm	**1215**	€ 423,90	426,60	437,40	445,50	448,20	450,90	472,50	550,80					
yy = N° elem.	*27*	W 1428	1454	1542	1630	1665	1692	1869	2228					
Lenght mm	**1260**	€ 439,60	442,40	453,60	462,00	464,80	467,60	490,00	571,20					
yy = N° elem.	*28*	W 1481	1508	1599	1690	1727	1754	1938	2310					
Lenght mm	**1305**	€ 455,30	458,20	469,80	478,50	481,40	484,30	507,50	591,60					
yy = N° elem.	*29*	W 1534	1562	1656	1751	1789	1817	2007	2393					
Lenght mm	**1350**	€ 471,00	474,00	486,00	495,00	498,00	501,00	525,00	612,00					
yy = N° elem.	*30*	W 1586	1616	1713	1811	1850	1880	2077	2475					
Lenght mm	**1395**	€ 486,70	489,80	502,20	511,50	514,60	517,70	542,50						
yy = N° elem.	*31*	W 1639	1670	1770	1871	1912	1942	2146						
Lenght mm	**1440**	€ 502,40	505,60	518,40	528,00	531,20	534,40	560,00						
yy = N° elem.	*32*	W 1692	1724	1828	1932	1974	2005	2215						
Lenght mm	**1485**	€ 518,10	521,40	534,60	544,50	547,80	551,10	577,50						
yy = N° elem.	*33*	W 1745	1777	1885	1992	2035	2068	2284						
Lenght mm	**1530**	€ 533,80	537,20	550,80	561,00	564,40	567,80	595,00						
yy = N° elem.	*34*	W 1798	1831	1942	2053	2097	2130	2353						
Lenght mm	**1575**	€ 549,50	553,00	567,00	577,50	581,00	584,50	612,50						
yy = N° elem.	*35*	W 1851	1885	1999	2113	2159	2193	2423						
Lenght mm	**1620**	€ 565,20	568,80	583,20	594,00	597,60	601,20	630,00						
yy = N° elem.	*36*	W 1904	1939	2056	2173	2220	2256	2492						
Lenght mm	**1665**	€ 580,90	584,60	599,40	610,50	614,20	617,90	647,50						
yy = N° elem.	*37*	W 1957	1993	2113	2234	2282	2318	2561						
Lenght mm	**1710**	€ 596,60	600,40	615,60	627,00	630,80	634,60	665,00						
yy = N° elem.	*38*	W 2009	2047	2170	2294	2344	2381	2630						
Lenght mm	**1755**	€ 612,30	616,20	631,80	643,50	647,40	651,30	682,50						
yy = N° elem.	*39*	W 2062	2101	2227	2354	2406	2444	2700						
Lenght mm	**1800**	€ 628,00	632,00	648,00	660,00	664,00	668,00	700,00						
yy = N° elem.	*40*	W 2115	2154	2284	2415	2467	2506	2769						

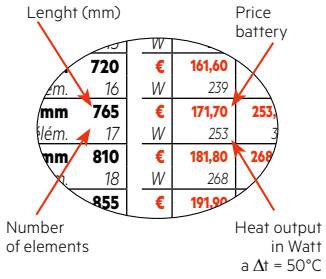

TESI 3
14 elements, height 1865 mm, lenght 630 mm.
Ivory finish (cod. 02). Configuration cod. 02.

TESI 3
Ivory finish (cod. 02). Configuration cod. 02.

Technical features:

- tubes made of 25 mm diameter sheet steel
- manifolds made of pressed sheet steel
- elements 45 mm long (element pitch)
- threading 1"1/4 G right and left on top and bottom manifold
- maximum working pressure 10 bar
- maximum working temperature 95°C

TESI is available, on request, in some heights not included in this price list. For feasibility and cost ask our commercial service (customer care).

The union of several coils, to obtain radiators of non-indicated lengths, can be carried out with a simple nipple operation (see nipple table on page 63).

Finishes available	Surcharge
Standard White	-
Classic finishes	+15%
Special finishes	+25%
Loft finishes (cod. TR)	+40%
Other RAL colors	+40% following feasibility study

Finishing codes see page 588.

Valves

IRSAP valves can be supplied to match the radiator.
To select the type of valve suitable for the connection, see the Accessories section pag. 550.

Prices included

- 4 Universal brakets for Tesi (except for very small batteries) (fig. 1)
- 4 connections with reductions 1 "1/4 to 1/2" for Tesi white and colored, mounted on the radiator (fig. 2)
- 1 1/2" air vent (fig. 3)
- 1 cover for 1/2" blind plug (fig. 4)

Fig. 1

Fig. 2

Fig. 3

Fig. 4

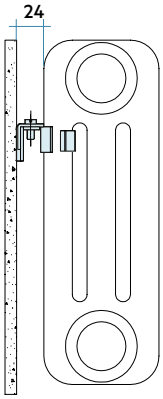

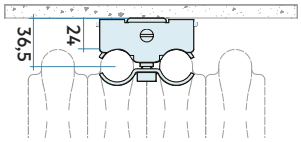

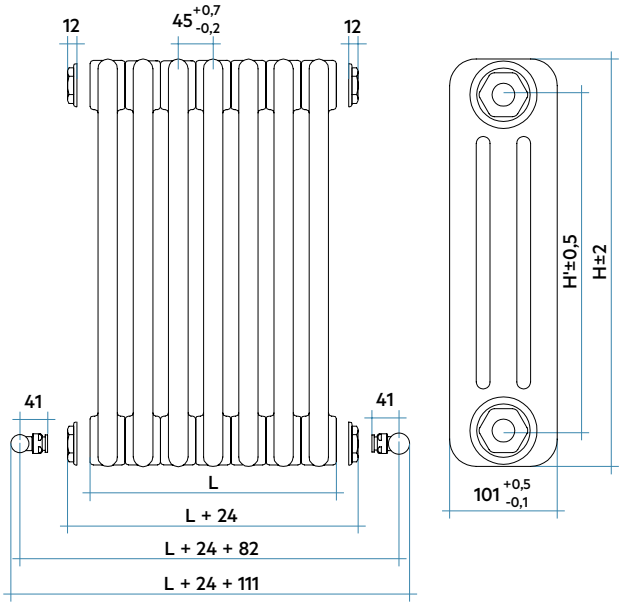

Total width of the TESI radiator:

L (Tesi size) = No. of elements x 45
L + 24 mm (12+12) = Tesi size with caps
L + 24 mm (12+12) + 82 mm (41+41) = Low water inlet hydraulic centre distance (right and left) with IRSAP valves and caps
L + 24 mm (12+12) + 111 mm = Total overall dimensions

EN 442 EURONORM — CE 01 EN442-1 — NF

Model	Code	Depth	Height	Conn. centre	Weigh	Capacity	Thermal Power Δt=50°C		Δt=40°C	Δt=30°C	Δt=20°C	Exp.	Price
		mm	H mm	H' mm	Kg	lt	Btu/h	**Watt**	Watt	**Watt (*)**	Watt	n.	€
200	**RT 3 0200 YY 01 A4 02 N**	101	200	127	0,41	0,46	59,5	**20,3**	15,2	**10,5**	6,2	1,290	**13,10**
300	**RT 3 0300 YY 01 A4 02 N**	101	300	235	0,60	0,60	95,4	**32,5**	24,6	**17,2**	10,4	1,250	**14,30**
350	**RT 3 0350 YY 01 A4 02 N**	101	350	285	0,69	0,66	109,5	**37,3**	28,2	**19,7**	11,8	1,250	**14,80**
365	**RT 3 0365 YY 01 A4 02 N**	101	365	300	0,72	0,68	113,6	**38,7**	29,3	**20,4**	12,3	1,260	**15,10**
400	**RT 3 0400 YY 01 A4 02 N**	101	400	335	0,78	0,72	123,3	**42,0**	31,7	**22,1**	13,3	1,260	**15,40**
450	**RT 3 0450 YY 01 A4 02 N**	101	450	385	0,87	0,79	137,1	**46,7**	35,2	**24,5**	14,7	1,260	**15,80**
500	**RT 3 0500 YY 01 A4 02 N**	101	500	435	0,96	0,85	150,7	**51,4**	38,7	**26,9**	16,0	1,270	**16,20**
535	**RT 3 0535 YY 01 A4 02 N**	101	535	470	1,02	0,89	160,2	**54,6**	41,1	**28,5**	17,0	1,270	**16,50**
550	**RT 3 0550 YY 01 A4 02 N**	101	550	485	1,05	0,91	164,0	**55,9**	42,0	**29,1**	17,4	1,280	**16,70**
565	**RT 3 0565 YY 01 A4 02 N**	101	565	500	1,07	0,93	168,3	**57,4**	43,1	**29,9**	17,8	1,280	**16,90**
600	**RT 3 0600 YY 01 A4 02 N**	101	600	535	1,14	0,97	177,8	**60,6**	45,5	**31,5**	18,7	1,280	**17,00**
650	**RT 3 0650 YY 01 A4 02 N**	101	650	585	1,23	1,03	191,2	**65,2**	48,9	**33,8**	20,0	1,290	**17,20**
665	**RT 3 0665 YY 01 A4 02 N**	101	665	600	1,25	1,05	195,2	**66,5**	49,9	**34,5**	20,4	1,290	**18,10**
685	**RT 3 0685 YY 01 A4 02 N**	101	685	620	1,29	1,08	200,5	**68,3**	51,2	**35,4**	20,9	1,290	**18,40**
750	**RT 3 0750 YY 01 A4 02 N**	101	750	685	1,40	1,16	218,2	**74,4**	55,7	**38,3**	22,6	1,300	**18,60**
765	**RT 3 0765 YY 01 A4 02 N**	101	765	700	1,43	1,18	221,8	**75,6**	56,6	**38,9**	23,0	1,300	**19,30**
815	**RT 3 0815 YY 01 A4 02 N**	101	815	750	1,52	1,24	235,1	**80,1**	59,9	**41,1**	24,2	1,300	**19,40**
865	**RT 3 0865 YY 01 A4 02 N**	101	865	800	1,61	1,30	248,4	**84,6**	63,2	**43,4**	25,5	1,310	**19,50**
885	**RT 3 0885 YY 01 A4 02 N**	101	885	820	1,64	1,33	253,6	**86,4**	64,5	**44,2**	26,0	1,310	**19,70**
900	**RT 3 0900 YY 01 A4 02 N**	101	900	835	1,67	1,35	257,6	**87,8**	65,5	**44,9**	26,3	1,310	**19,90**
1000	**RT 3 1000 YY 01 A4 02 N**	101	1000	935	1,85	1,47	284,0	**96,8**	72,2	**49,4**	29,0	1,320	**21,00**
1200	**RT 3 1200 YY 01 A4 02 N**	101	1200	1135	2,37	1,70	336,7	**114,8**	85,5	**58,4**	34,2	1,320	**26,70**
1500	**RT 3 1500 YY 01 A4 02 N**	101	1500	1435	2,95	2,07	415,9	**141,7**	105,3	**71,8**	41,9	1,330	**35,70**
1800	**RT 3 1800 YY 01 A4 02 N**	101	1800	1735	3,54	2,43	495,7	**168,9**	125,7	**85,8**	50,2	1,330	**43,90**
2000	**RT 3 2000 YY 01 A4 02 N**	101	2000	1935	3,93	2,68	549,3	**187,2**	139,5	**95,5**	56,0	1,318	**46,40**
2200	**RT 3 2200 YY 01 A4 02 N**	101	2200	2135	4,32	2,92	603,5	**205,7**	153,5	**105,3**	61,9	1,310	**52,50**
2500	**RT 3 2500 YY 01 A4 02 N**	101	2500	2435	4,90	3,29	685,8	**233,7**	174,9	**120,4**	71,1	1,299	**57,00**

(*) Thanks to the high performance of Irsap TESI 3 radiators, the ideal Δt for low temperature projects is Δt at 30°C..
For Δt different from 50°C use the formula: $Q=Qn\ (\Delta t / 50)^n$

Key Codes

Height — Standard White colour code. For different colour codes see the colours page 588

RT 3 0200 | YY | 01 | A4 | 02 | N

Number of elements — Packing code — Radiator with plugs assembled. For other configurations and water connections see page 58

Decorative & Technical Accessories



Kit Valves and Lockshield valve
Pag. 550

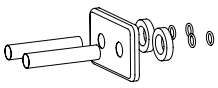

Pipe cover kit
Pag. 554

RADIATORS' DATA (LENGHTS WITHOUT BUSHES)

		HEIGHT													
		200	300	350	365	400	450	500	535	550	565	600	650	665	685
Lenght mm 90	€	26,20	28,60	29,60	30,20	30,80	31,60	32,40	33,00	33,40	33,80	34,00	34,40	36,20	36,80
yy = N° elem. 2	W	41	65	75	77	84	93	103	109	112	115	121	130	133	137
Lenght mm 135	€	39,30	42,90	44,40	45,30	46,20	47,40	48,60	49,50	50,10	50,70	51,00	51,60	54,30	55,20
yy = N° elem. 3	W	61	98	112	116	126	140	154	164	168	172	182	195	200	205
Lenght mm 180	€	52,40	57,20	59,20	60,40	61,60	63,20	64,80	66,00	66,80	67,60	68,00	68,80	72,40	73,60
yy = N° elem. 4	W	81	130	149	155	168	187	205	218	224	229	242	261	266	273
Lenght mm 225	€	65,50	71,50	74,00	75,50	77,00	79,00	81,00	82,50	83,50	84,50	85,00	86,00	90,50	92,00
yy = N° elem. 5	W	101	163	186	194	210	234	257	273	280	287	303	326	333	342
Lenght mm 270	€	78,60	85,80	88,80	90,60	92,40	94,80	97,20	99,00	100,20	101,40	102,00	103,20	108,60	110,40
yy = N° elem. 6	W	122	195	224	232	252	280	308	328	335	344	363	391	399	410
Lenght mm 315	€	91,70	100,10	103,60	105,70	107,80	110,60	113,40	115,50	116,90	118,30	119,00	120,40	126,70	128,80
yy = N° elem. 7	W	142	228	261	271	294	327	360	382	391	402	424	456	466	478
Lenght mm 360	€	104,80	114,40	118,40	120,80	123,20	126,40	129,60	132,00	133,60	135,20	136,00	137,60	144,80	147,20
yy = N° elem. 8	W	162	260	298	310	336	374	411	437	447	459	485	521	532	547
Lenght mm 405	€	117,90	128,70	133,20	135,90	138,60	142,20	145,80	148,50	150,30	152,10	153,00	154,80	162,90	165,60
yy = N° elem. 9	W	183	293	336	348	378	420	462	491	503	516	545	586	599	615
Lenght mm 450	€	131,00	143,00	148,00	151,00	154,00	158,00	162,00	165,00	167,00	169,00	170,00	172,00	181,00	184,00
yy = N° elem. 10	W	203	325	373	387	420	467	514	546	559	574	606	652	665	683
Lenght mm 495	€	144,10	157,30	162,80	166,10	169,40	173,80	178,20	181,50	183,70	185,90	187,00	189,20	199,10	202,40
yy = N° elem. 11	W	223	358	410	426	462	514	565	601	615	631	666	717	732	752
Lenght mm 540	€	157,20	171,60	177,60	181,20	184,80	189,60	194,40	198,00	200,40	202,80	204,00	206,40	217,20	220,80
yy = N° elem. 12	W	243	390	448	465	504	561	616	655	671	688	727	782	798	820
Lenght mm 585	€	170,30	185,90	192,40	196,30	200,20	205,40	210,60	214,50	217,10	219,70	221,00	223,60	235,30	239,20
yy = N° elem. 13	W	264	423	485	503	546	607	668	710	727	746	788	847	865	888
Lenght mm 630	€	183,40	200,20	207,20	211,40	215,60	221,20	226,80	231,00	233,80	236,60	238,00	240,80	253,40	257,60
yy = N° elem. 14	W	284	455	522	542	588	654	719	764	783	803	848	912	931	957
Lenght mm 675	€	196,50	214,50	222,00	226,50	231,00	237,00	243,00	247,50	250,50	253,50	255,00	258,00	271,50	276,00
yy = N° elem. 15	W	304	488	560	581	630	701	771	819	838	861	909	977	998	1025
Lenght mm 720	€	209,60	228,80	236,80	241,60	246,40	252,80	259,20	264,00	267,20	270,40	272,00	275,20	289,60	294,40
yy = N° elem. 16	W	325	520	597	620	672	748	822	874	894	918	969	1042	1064	1093
Lenght mm 765	€	222,70	243,10	251,60	256,70	261,80	268,60	275,40	280,50	283,90	287,30	289,00	292,40	307,70	312,80
yy = N° elem. 17	W	345	553	634	658	715	794	873	928	950	975	1030	1108	1131	1162
Lenght mm 810	€	235,80	257,40	266,40	271,80	277,20	284,40	291,60	297,00	300,60	304,20	306,00	309,60	325,80	331,20
yy = N° elem. 18	W	365	585	671	697	757	841	925	983	1006	1033	1090	1173	1197	1230
Lenght mm 855	€	248,90	271,70	281,20	286,90	292,60	300,20	307,80	313,50	317,30	321,10	323,00	326,80	343,90	349,60
yy = N° elem. 19	W	386	618	709	736	799	888	976	1037	1062	1090	1151	1238	1264	1298
Lenght mm 900	€	262,00	286,00	296,00	302,00	308,00	316,00	324,00	330,00	334,00	338,00	340,00	344,00	362,00	368,00
yy = N° elem. 20	W	406	650	746	774	841	934	1027	1092	1118	1147	1212	1303	1330	1367
Lenght mm 945	€	275,10	300,30	310,80	317,10	323,40	331,80	340,20	346,50	350,70	354,90	357,00	361,20	380,10	386,40
yy = N° elem. 21	W	426	683	783	813	883	981	1079	1147	1174	1205	1272	1368	1397	1435
Lenght mm 990	€	288,20	314,60	325,60	332,20	338,80	347,60	356,40	363,00	367,40	371,80	374,00	378,40	398,20	404,80
yy = N° elem. 22	W	446	715	821	852	925	1028	1130	1201	1230	1262	1333	1433	1463	1503
Lenght mm 1035	€	301,30	328,90	340,40	347,30	354,20	363,40	372,60	379,50	384,10	388,70	391,00	395,60	416,30	423,20
yy = N° elem. 23	W	467	748	858	891	967	1075	1182	1256	1286	1320	1393	1498	1530	1572
Lenght mm 1080	€	314,40	343,20	355,20	362,40	369,60	379,20	388,80	396,00	400,80	405,60	408,00	412,80	434,40	441,60
yy = N° elem. 24	W	487	780	895	929	1009	1121	1233	1310	1342	1377	1454	1564	1596	1640
Lenght mm 1125	€	327,50	357,50	370,00	377,50	385,00	395,00	405,00	412,50	417,50	422,50	425,00	430,00	452,50	460,00
yy = N° elem. 25	W	507	813	932	968	1051	1168	1284	1365	1398	1434	1514	1629	1663	1708
Lenght mm 1170	€	340,60	371,80	384,80	392,60	400,40	410,80	421,20	429,00	434,20	439,40	442,00	447,20	470,60	478,40
yy = N° elem. 26	W	528	845	970	1007	1093	1215	1336	1420	1453	1492	1575	1694	1730	1777
Lenght mm 1215	€	353,70	386,10	399,60	407,70	415,80	426,60	437,40	445,50	450,90	456,30	459,00	464,40	488,70	496,80
yy = N° elem. 27	W	548	878	1007	1045	1135	1261	1387	1474	1509	1549	1636	1759	1796	1845
Lenght mm 1260	€	366,80	400,40	414,40	422,80	431,20	442,40	453,60	462,00	467,60	473,20	476,00	481,60	506,80	515,20
yy = N° elem. 28	W	568	910	1044	1084	1177	1308	1438	1529	1565	1606	1696	1824	1863	1914
Lenght mm 1305	€	379,90	414,70	429,20	437,90	446,60	458,20	469,80	478,50	484,30	490,10	493,00	498,80	524,90	533,60
yy = N° elem. 29	W	588	943	1082	1123	1219	1355	1490	1583	1621	1664	1757	1889	1929	1982
Lenght mm 1350	€	393,00	429,00	444,00	453,00	462,00	474,00	486,00	495,00	501,00	507,00	510,00	516,00	543,00	552,00
yy = N° elem. 30	W	609	975	1119	1162	1261	1402	1541	1638	1677	1721	1817	1955	1996	2050
Lenght mm 1395	€	406,10	443,30	458,80	468,10	477,40	489,80	502,20	511,50	517,70	523,90	527,00	533,20	561,10	570,40
yy = N° elem. 31	W	629	1008	1156	1200	1303	1448	1592	1693	1733	1778	1878	2020	2062	2119
Lenght mm 1440	€	419,20	457,60	473,60	483,20	492,80	505,60	518,40	528,00	534,40	540,80	544,00	550,40	579,20	588,80
yy = N° elem. 32	W	649	1040	1194	1239	1345	1495	1644	1747	1789	1836	1939	2085	2129	2187
Lenght mm 1485	€	432,30	471,90	488,40	498,30	508,20	521,40	534,60	544,50	551,10	557,70	561,00	567,60	597,30	607,20
yy = N° elem. 33	W	670	1073	1231	1278	1387	1542	1695	1802	1845	1893	1999	2150	2195	2255
Lenght mm 1530	€	445,40	486,20	503,20	513,40	523,60	537,20	550,80	561,00	567,80	574,60	578,00	584,80	615,40	625,60
yy = N° elem. 34	W	690	1105	1268	1316	1429	1588	1747	1856	1901	1951	2060	2215	2262	2324
Lenght mm 1575	€	458,50	500,50	518,00	528,50	539,00	553,00	567,00	577,50	584,50	591,50	595,00	602,00	633,50	644,00
yy = N° elem. 35	W	710	1138	1306	1355	1471	1635	1798	1911	1956	2008	2120	2280	2328	2392
Lenght mm 1620	€	471,60	514,80	532,80	543,60	554,40	568,80	583,20	594,00	601,20	608,40	612,00	619,20	651,60	662,40
yy = N° elem. 36	W	730	1170	1343	1394	1513	1682	1849	1966	2012	2065	2181	2345	2395	2460
Lenght mm 1665	€	484,70	529,10	547,60	558,70	569,80	584,60	599,40	610,50	617,90	625,30	629,00	636,40	669,70	680,80
yy = N° elem. 37	W	751	1203	1380	1433	1555	1729	1901	2020	2068	2123	2241	2411	2461	2529
Lenght mm 1710	€	497,80	543,40	562,40	573,80	585,20	600,40	615,60	627,00	634,60	642,20	646,00	653,60	687,80	699,20
yy = N° elem. 38	W	771	1235	1417	1471	1597	1775	1952	2075	2124	2180	2302	2476	2528	2597
Lenght mm 1755	€	510,90	557,70	577,20	588,90	600,60	616,20	631,80	643,50	651,30	659,10	663,00	670,80	705,90	717,60
yy = N° elem. 39	W	791	1268	1455	1510	1639	1822	2003	2129	2180	2237	2363	2541	2594	2665
Lenght mm 1800	€	524,00	572,00	592,00	604,00	616,00	632,00	648,00	660,00	668,00	676,00	680,00	688,00	724,00	736,00
yy = N° elem. 40	W	812	1300	1492	1549	1681	1869	2055	2184	2236	2295	2423	2606	2661	2734

RADIATORS' DATA (LENGHTS WITHOUT BUSHES)

HEIGHT

		750	765	815	865	885	900	1000	1200	1500	1800	2000	2200	2500
Lenght mm	**90**	€ 37,20	38,60	38,80	39,00	39,40	39,80	42,00	53,40	71,40	87,80	92,80	105,00	114,00
yy = N° elem.	*2*	W 149	151	160	169	173	176	194	230	283	338	374	411	467
Lenght mm	**135**	€ 55,80	57,90	58,20	58,50	59,10	59,70	63,00	80,10	107,10	131,70	139,20	157,50	171,00
yy = N° elem.	*3*	W 223	227	240	254	259	263	290	344	425	507	562	617	701
Lenght mm	**180**	€ 74,40	77,20	77,60	78,00	78,80	79,60	84,00	106,80	142,80	175,60	185,60	210,00	228,00
yy = N° elem.	*4*	W 297	302	321	339	346	351	387	459	567	676	749	823	935
Lenght mm	**225**	€ 93,00	96,50	97,00	97,50	98,50	99,50	105,00	133,50	178,50	219,50	232,00	262,50	285,00
yy = N° elem.	*5*	W 372	378	401	423	432	439	484	574	709	845	936	1028	1169
Lenght mm	**270**	€ 111,60	115,80	116,40	117,00	118,20	119,40	126,00	160,20	214,20	263,40	278,40	315,00	342,00
yy = N° elem.	*6*	W 446	454	481	508	519	527	581	689	850	1014	1123	1234	1402
Lenght mm	**315**	€ 130,20	135,10	135,80	136,50	137,90	139,30	147,00	186,90	249,90	307,30	324,80	367,50	399,00
yy = N° elem.	*7*	W 521	529	561	592	605	615	678	803	992	1182	1310	1440	1636
Lenght mm	**360**	€ 148,80	154,40	155,20	156,00	157,60	159,20	168,00	213,60	285,60	351,20	371,20	420,00	456,00
yy = N° elem.	*8*	W 595	605	641	677	692	702	774	918	1134	1351	1498	1645	1870
Lenght mm	**405**	€ 167,40	173,70	174,60	175,50	177,30	179,10	189,00	240,30	321,30	395,10	417,60	472,50	513,00
yy = N° elem.	*9*	W 669	680	721	762	778	790	871	1033	1276	1520	1685	1851	2103
Lenght mm	**450**	€ 186,00	193,00	194,00	195,00	197,00	199,00	210,00	267,00	357,00	439,00	464,00	525,00	570,00
yy = N° elem.	*10*	W 744	756	801	846	864	878	968	1148	1417	1689	1872	2057	2337
Lenght mm	**495**	€ 204,60	212,30	213,40	214,50	216,70	218,90	231,00	293,70	392,70	482,90	510,40	577,50	627,00
yy = N° elem.	*11*	W 818	832	881	931	951	966	1065	1262	1559	1858	2059	2262	2571
Lenght mm	**540**	€ 223,20	231,60	232,80	234,00	236,40	238,80	252,00	320,40	428,40	526,80	556,80	630,00	684,00
yy = N° elem.	*12*	W 892	907	962	1016	1037	1054	1161	1377	1701	2027	2247	2468	2805
Lenght mm	**585**	€ 241,80	250,90	252,20	253,50	256,10	258,70	273,00	347,10	464,10	570,70	603,20	682,50	741,00
yy = N° elem.	*13*	W 967	983	1042	1100	1124	1141	1258	1492	1843	2196	2434	2674	3038
Lenght mm	**630**	€ 260,40	270,20	271,60	273,00	275,80	278,60	294,00	373,80	499,80	614,60	649,60	735,00	798,00
yy = N° elem.	*14*	W 1041	1058	1122	1185	1210	1229	1355	1607	1984	2365	2621	2879	3272
Lenght mm	**675**	€ 279,00	289,50	291,00	292,50	295,50	298,50	315,00	400,50	535,50	658,50	696,00	787,50	855,00
yy = N° elem.	*15*	W 1116	1134	1202	1270	1297	1317	1452	1721	2126	2534	2808	3085	3506
Lenght mm	**720**	€ 297,60	308,80	310,40	312,00	315,20	318,40	336,00	427,20	571,20	702,40	742,40		
yy = N° elem.	*16*	W 1190	1210	1282	1354	1383	1405	1549	1836	2268	2703	2995		
Lenght mm	**765**	€ 316,20	328,10	329,80	331,50	334,90	338,30	357,00	453,90	606,90	746,30	788,80		
yy = N° elem.	*17*	W 1264	1285	1362	1439	1469	1493	1645	1951	2410	2872	3183		
Lenght mm	**810**	€ 334,80	347,40	349,20	351,00	354,60	358,20	378,00	480,60	642,60	790,20	835,20		
yy = N° elem.	*18*	W 1339	1361	1442	1524	1556	1580	1742	2066	2551	3041	3370		
Lenght mm	**855**	€ 353,40	366,70	368,60	370,50	374,30	378,10	399,00	507,30	678,30	834,10	881,60		
yy = N° elem.	*19*	W 1413	1436	1522	1608	1642	1668	1839	2180	2693	3209	3557		
Lenght mm	**900**	€ 372,00	386,00	388,00	390,00	394,00	398,00	420,00	534,00	714,00	878,00	928,00		
yy = N° elem.	*20*	W 1487	1512	1603	1693	1729	1756	1936	2295	2835	3378	3744		
Lenght mm	**945**	€ 390,60	405,30	407,40	409,50	413,70	417,90	441,00	560,70	749,70	921,90	974,40		
yy = N° elem.	*21*	W 1562	1588	1683	1777	1815	1844	2033	2410	2977	3547	3931		
Lenght mm	**990**	€ 409,20	424,60	426,80	429,00	433,40	437,80	462,00	587,40	785,40	965,80	1.020,80		
yy = N° elem.	*22*	W 1636	1663	1763	1862	1902	1932	2129	2525	3118	3716	4119		
Lenght mm	**1035**	€ 427,80	443,90	446,20	448,50	453,10	457,70	483,00	614,10					
yy = N° elem.	*23*	W 1711	1739	1843	1947	1988	2019	2226	2639					
Lenght mm	**1080**	€ 446,40	463,20	465,60	468,00	472,80	477,60	504,00	640,80					
yy = N° elem.	*24*	W 1785	1814	1923	2031	2075	2107	2323	2754					
Lenght mm	**1125**	€ 465,00	482,50	485,00	487,50	492,50	497,50	525,00	667,50					
yy = N° elem.	*25*	W 1859	1890	2003	2116	2161	2195	2420	2869					
Lenght mm	**1170**	€ 483,60	501,80	504,40	507,00	512,20	517,40	546,00						
yy = N° elem.	*26*	W 1934	1966	2083	2201	2247	2283	2517						
Lenght mm	**1215**	€ 502,20	521,10	523,80	526,50	531,90	537,30	567,00						
yy = N° elem.	*27*	W 2008	2041	2164	2285	2334	2371	2613						
Lenght mm	**1260**	€ 520,80	540,40	543,20	546,00	551,60	557,20	588,00						
yy = N° elem.	*28*	W 2082	2117	2244	2370	2420	2458	2710						
Lenght mm	**1305**	€ 539,40	559,70	562,60	565,50	571,30	577,10	609,00						
yy = N° elem.	*29*	W 2157	2192	2324	2455	2507	2546	2807						
Lenght mm	**1350**	€ 558,00	579,00	582,00	585,00	591,00	597,00	630,00						
yy = N° elem.	*30*	W 2231	2268	2404	2539	2593	2634	2904						
Lenght mm	**1395**	€ 576,60	598,30	601,40	604,50	610,70	616,90	651,00						
yy = N° elem.	*31*	W 2305	2344	2484	2624	2680	2722	3000						
Lenght mm	**1440**	€ 595,20	617,60	620,80	624,00	630,40	636,80	672,00						
yy = N° elem.	*32*	W 2380	2419	2564	2708	2766	2810	3097						
Lenght mm	**1485**	€ 613,80	636,90	640,20	643,50	650,10	656,70	693,00						
yy = N° elem.	*33*	W 2454	2495	2644	2793	2853	2897	3194						
Lenght mm	**1530**	€ 632,40	656,20	659,60	663,00	669,80	676,60	714,00						
yy = N° elem.	*34*	W 2529	2570	2724	2878	2939	2985	3291						
Lenght mm	**1575**	€ 651,00	675,50	679,00	682,50	689,50	696,50	735,00						
yy = N° elem.	*35*	W 2603	2646	2805	2962	3025	3073	3388						
Lenght mm	**1620**	€ 669,60	694,80	698,40	702,00	709,20	716,40	756,00						
yy = N° elem.	*36*	W 2677	2722	2885	3047	3112	3161	3484						
Lenght mm	**1665**	€ 688,20	714,10	717,80	721,50	728,90	736,30	777,00						
yy = N° elem.	*37*	W 2752	2797	2965	3132	3198	3249	3581						
Lenght mm	**1710**	€ 706,80	733,40	737,20	741,00	748,60	756,20	798,00						
yy = N° elem.	*38*	W 2826	2873	3045	3216	3285	3336	3678						
Lenght mm	**1755**	€ 725,40	752,70	756,60	760,50	768,30	776,10	819,00						
yy = N° elem.	*39*	W 2900	2948	3125	3301	3371	3424	3775						
Lenght mm	**1800**	€ 744,00	772,00	776,00	780,00	788,00	796,00	840,00						
yy = N° elem.	*40*	W 2975	3024	3205	3386	3458	3512	3872						

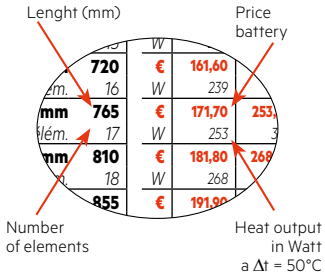

TESI 4
30 elements, height 565 mm, lenght 1350 mm.
Flame Red finish (cod. 7D). Configuration cod. 02.

TESI 4
Flame Red finish (cod. 7D). Configuration cod. 02.

Technical features:

- tubes made of 25 mm diameter sheet steel
- manifolds made of pressed sheet steel
- elements 45 mm long (element pitch)
- threading 1"1/4 G right and left on top and bottom manifold
- maximum working pressure 10 bar
- maximum working temperature 95°C

TESI is available, on request, in some heights not included in this price list. For feasibility and cost ask our commercial service (customer care).

The union of several coils, to obtain radiators of non-indicated lengths, can be carried out with a simple nipple operation (see nipple table on page 63).

Finishes available	Surcharge
Standard White	-
Classic finishes	+15%
Special finishes	+25%
Loft finishes (cod. TR)	+40%
Other RAL colors	+40% following feasibility study

Finishing codes see page 588.

Valves

IRSAP valves can be supplied to match the radiator.
To select the type of valve suitable for the connection, see the Accessories section pag. 550.

Prices included

- 4 Universal brakets for Tesi (except for very small batteries) (fig. 1)
- 4 connections with reductions 1 "1/4 to 1/2" for Tesi white and colored, mounted on the radiator (fig. 2)
- 1 1/2" air vent (fig. 3)
- 1 cover for 1/2" blind plug (fig. 4)

Fig. 1

Fig. 2

Fig. 3

Fig. 4

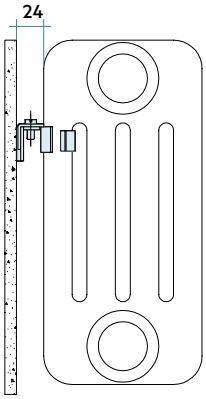

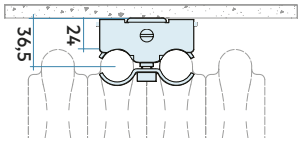

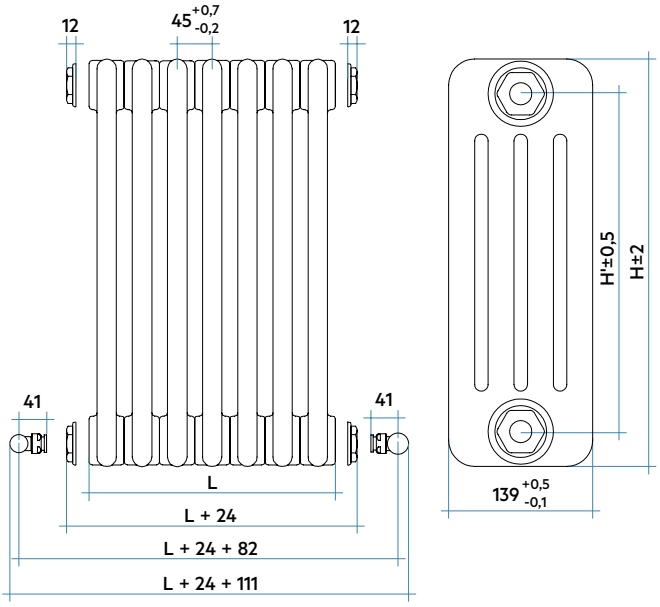

Total width of the TESI radiator:

L (Tesi size) = No. of elements x 45
L + 24 mm (12+12) = Tesi size with caps
L + 24 mm (12+12) + 82 mm (41+41) = Low water inlet hydraulic centre distance (right and left) with IRSAP valves and caps
L + 24 mm (12+12) + 111 mm = Total overall dimensions

EN 442 EURONORM — CE 01 EN442-1 — NF

Model	Code	Depth	Height	Conn. centre	Weigh	Capacity	Thermal Power Δt=50°C		Δt=40°C	Δt=30°C	Δt=20°C	Exp.	Price
		mm	H mm	H' mm	Kg	lt	Btu/h	**Watt**	Watt	**Watt (*)**	Watt	n.	€
200	**RT 4 0200 YY 01 A4 02 N**	139	200	127	0,57	0,60	76,2	**26,0**	19,3	**13,2**	7,7	1,326	**14,70**
300	**RT 4 0300 YY 01 A4 02 N**	139	300	235	0,83	0,78	123,5	**42,1**	31,8	**22,1**	13,3	1,258	**15,90**
350	**RT 4 0350 YY 01 A4 02 N**	139	350	285	0,95	0,86	142,0	**48,4**	36,5	**25,4**	15,2	1,265	**16,50**
365	**RT 4 0365 YY 01 A4 02 N**	139	365	300	0,98	0,89	147,5	**50,3**	37,9	**26,3**	15,7	1,267	**16,70**
400	**RT 4 0400 YY 01 A4 02 N**	139	400	335	1,07	0,95	160,3	**54,6**	41,1	**28,5**	17,0	1,272	**16,90**
450	**RT 4 0450 YY 01 A4 02 N**	139	450	385	1,18	1,03	178,4	**60,8**	45,7	**31,6**	18,8	1,279	**17,70**
500	**RT 4 0500 YY 01 A4 02 N**	139	500	435	1,30	1,11	196,3	**66,9**	50,2	**34,7**	20,6	1,286	**18,10**
535	**RT 4 0535 YY 01 A4 02 N**	139	535	470	1,38	1,17	208,8	**71,2**	53,3	**36,8**	21,8	1,291	**18,60**
550	**RT 4 0550 YY 01 A4 02 N**	139	550	485	1,42	1,20	214,1	**73,0**	54,7	**37,7**	22,3	1,293	**18,90**
565	**RT 4 0565 YY 01 A4 02 N**	139	565	500	1,46	1,22	219,4	**74,8**	56,0	**38,6**	22,8	1,296	**19,20**
600	**RT 4 0600 YY 01 A4 02 N**	139	600	535	1,54	1,28	231,8	**79,0**	59,1	**40,6**	24,0	1,300	**19,50**
650	**RT 4 0650 YY 01 A4 02 N**	139	650	585	1,66	1,36	249,3	**85,0**	63,5	**43,6**	25,6	1,307	**19,80**
665	**RT 4 0665 YY 01 A4 02 N**	139	665	600	1,69	1,39	254,5	**86,7**	64,8	**44,4**	26,1	1,310	**21,40**
685	**RT 4 0685 YY 01 A4 02 N**	139	685	620	1,74	1,42	261,5	**89,1**	66,5	**45,6**	26,8	1,312	**21,80**
750	**RT 4 0750 YY 01 A4 02 N**	139	750	685	1,89	1,53	284,0	**96,8**	72,1	**49,3**	28,8	1,322	**22,20**
765	**RT 4 0765 YY 01 A4 02 N**	139	765	700	1,93	1,55	289,2	**98,6**	73,3	**50,1**	29,3	1,324	**22,60**
815	**RT 4 0815 YY 01 A4 02 N**	139	815	750	2,05	1,64	306,4	**104,4**	77,6	**52,9**	30,9	1,331	**24,40**
865	**RT 4 0865 YY 01 A4 02 N**	139	865	800	2,17	1,72	323,5	**110,3**	81,8	**55,7**	32,4	1,338	**24,90**
885	**RT 4 0885 YY 01 A4 02 N**	139	885	820	2,21	1,75	330,4	**112,6**	83,5	**56,8**	33,0	1,341	**25,20**
900	**RT 4 0900 YY 01 A4 02 N**	139	900	835	2,25	1,78	335,5	**114,3**	84,7	**57,6**	33,4	1,343	**25,70**
1000	**RT 4 1000 YY 01 A4 02 N**	139	1000	935	2,67	1,92	369,4	**125,9**	93,4	**63,5**	36,9	1,340	**26,10**
1200	**RT 4 1200 YY 01 A4 02 N**	139	1200	1135	3,19	2,25	436,6	**148,8**	110,5	**75,2**	43,8	1,335	**33,40**
1500	**RT 4 1500 YY 01 A4 02 N**	139	1500	1435	3,96	2,74	535,9	**182,6**	135,8	**92,7**	54,1	1,328	**44,30**
1800	**RT 4 1800 YY 01 A4 02 N**	139	1800	1735	4,74	3,23	633,9	**216,0**	160,9	**110,0**	64,4	1,321	**52,30**
2000	**RT 4 2000 YY 01 A4 02 N**	139	2000	1935	5,26	3,55	698,7	**238,1**	177,5	**121,5**	71,3	1,317	**58,10**
2200	**RT 4 2200 YY 01 A4 02 N**	139	2200	2135	5,78	3,88	763,0	**260,0**	194,0	**133,0**	78,1	1,312	**65,10**
2500	**RT 4 2500 YY 01 A4 02 N**	139	2500	2435	6,55	4,37	859,1	**292,8**	218,8	**150,2**	88,5	1,306	**73,00**

(*) Thanks to the high performance of Irsap TESI 4 radiators, the ideal Δt for low temperature projects is Δt at 30°C..
For Δt different from 50°C use the formula: $Q=Qn\ (\Delta t / 50)^n$

Key Codes

Height — Standard White colour code. For different colour codes see the colours page 588

RT 4 0200 | YY | 01 | A4 | 02 | N

Number of elements — Packing code — Radiator with plugs assembled. For other configurations and water connections see page 58

Decorative & Technical Accessories



Kit Valves and Lockshield valve
Pag. 550

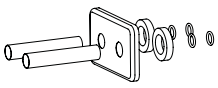

Pipe cover kit
Pag. 554

RADIATORS' DATA (LENGHTS WITHOUT BUSHES)

		HEIGHT													
		200	300	350	365	400	450	500	535	550	565	600	650	665	685
Lenght mm 90	€	29,40	31,80	33,00	33,40	33,80	35,40	36,20	37,20	37,80	38,40	39,00	39,60	42,80	43,60
yy = N° elem. 2	W	52	84	97	101	109	122	134	142	146	150	158	170	173	178
Lenght mm 135	€	44,10	47,70	49,50	50,10	50,70	53,10	54,30	55,80	56,70	57,60	58,50	59,40	64,20	65,40
yy = N° elem. 3	W	78	126	145	151	164	182	201	213	219	224	237	255	260	267
Lenght mm 180	€	58,80	63,60	66,00	66,80	67,60	70,80	72,40	74,40	75,60	76,80	78,00	79,20	85,60	87,20
yy = N° elem. 4	W	104	168	194	201	218	243	268	285	292	299	316	340	347	356
Lenght mm 225	€	73,50	79,50	82,50	83,50	84,50	88,50	90,50	93,00	94,50	96,00	97,50	99,00	107,00	109,00
yy = N° elem. 5	W	130	210	242	251	273	304	334	356	365	374	395	425	434	446
Lenght mm 270	€	88,20	95,40	99,00	100,20	101,40	106,20	108,60	111,60	113,40	115,20	117,00	118,80	128,40	130,80
yy = N° elem. 6	W	156	252	290	302	328	365	401	427	438	449	474	510	520	535
Lenght mm 315	€	102,90	111,30	115,50	116,90	118,30	123,90	126,70	130,20	132,30	134,40	136,50	138,60	149,80	152,60
yy = N° elem. 7	W	182	295	339	352	382	426	468	498	511	523	553	595	607	624
Lenght mm 360	€	117,60	127,20	132,00	133,60	135,20	141,60	144,80	148,80	151,20	153,60	156,00	158,40	171,20	174,40
yy = N° elem. 8	W	208	337	387	402	437	486	535	569	584	598	632	680	694	713
Lenght mm 405	€	132,30	143,10	148,50	150,30	152,10	159,30	162,90	167,40	170,10	172,80	175,50	178,20	192,60	196,20
yy = N° elem. 9	W	234	379	436	452	492	547	602	640	657	673	711	765	781	802
Lenght mm 450	€	147,00	159,00	165,00	167,00	169,00	177,00	181,00	186,00	189,00	192,00	195,00	198,00	214,00	218,00
yy = N° elem. 10	W	260	421	484	503	546	608	669	712	730	748	790	850	867	891
Lenght mm 495	€	161,70	174,90	181,50	183,70	185,90	194,70	199,10	204,60	207,90	211,20	214,50	217,80	235,40	239,80
yy = N° elem. 11	W	286	463	532	553	601	669	736	783	803	822	869	934	954	980
Lenght mm 540	€	176,40	190,80	198,00	200,40	202,80	212,40	217,20	223,20	226,80	230,40	234,00	237,60	256,80	261,60
yy = N° elem. 12	W	312	505	581	603	655	729	803	854	876	897	948	1019	1041	1069
Lenght mm 585	€	191,10	206,70	214,50	217,10	219,70	230,10	235,30	241,80	245,70	249,60	253,50	257,40	278,20	283,40
yy = N° elem. 13	W	338	547	629	654	710	790	870	925	948	972	1027	1104	1128	1158
Lenght mm 630	€	205,80	222,60	231,00	233,80	236,60	247,80	253,40	260,40	264,60	268,80	273,00	277,20	299,60	305,20
yy = N° elem. 14	W	364	589	677	704	765	851	937	996	1021	1047	1106	1189	1214	1248
Lenght mm 675	€	220,50	238,50	247,50	250,50	253,50	265,50	271,50	279,00	283,50	288,00	292,50	297,00	321,00	327,00
yy = N° elem. 15	W	390	631	726	754	819	912	1004	1067	1094	1122	1185	1274	1301	1337
Lenght mm 720	€	235,20	254,40	264,00	267,20	270,40	283,20	289,60	297,60	302,40	307,20	312,00	316,80	342,40	348,80
yy = N° elem. 16	W	416	673	774	804	874	973	1070	1138	1167	1196	1264	1359	1388	1426
Lenght mm 765	€	249,90	270,30	280,50	283,90	287,30	300,90	307,70	316,20	321,30	326,40	331,50	336,60	363,80	370,60
yy = N° elem. 17	W	442	715	823	855	929	1033	1137	1210	1240	1271	1343	1444	1475	1515
Lenght mm 810	€	264,60	286,20	297,00	300,60	304,20	318,60	325,80	334,80	340,20	345,60	351,00	356,40	385,20	392,40
yy = N° elem. 18	W	468	757	871	905	983	1094	1204	1281	1313	1346	1422	1529	1561	1604
Lenght mm 855	€	279,30	302,10	313,50	317,30	321,10	336,30	343,90	353,40	359,10	364,80	370,50	376,20	406,60	414,20
yy = N° elem. 19	W	494	800	919	955	1038	1155	1271	1352	1386	1421	1501	1614	1648	1693
Lenght mm 900	€	294,00	318,00	330,00	334,00	338,00	354,00	362,00	372,00	378,00	384,00	390,00	396,00	428,00	436,00
yy = N° elem. 20	W	520	842	968	1005	1092	1216	1338	1423	1459	1495	1580	1699	1735	1782
Lenght mm 945	€	308,70	333,90	346,50	350,70	354,90	371,70	380,10	390,60	396,90	403,20	409,50	415,80	449,40	457,80
yy = N° elem. 21	W	546	884	1016	1056	1147	1277	1405	1494	1532	1570	1659	1784	1822	1871
Lenght mm 990	€	323,40	349,80	363,00	367,40	371,80	389,40	398,20	409,20	415,80	422,40	429,00	435,60	470,80	479,60
yy = N° elem. 22	W	572	926	1065	1106	1202	1337	1472	1565	1605	1645	1738	1869	1908	1960
Lenght mm 1035	€	338,10	365,70	379,50	384,10	388,70	407,10	416,30	427,80	434,70	441,60	448,50	455,40	492,20	501,40
yy = N° elem. 23	W	598	968	1113	1156	1256	1398	1539	1636	1678	1720	1817	1954	1995	2050
Lenght mm 1080	€	352,80	381,60	396,00	400,80	405,60	424,80	434,40	446,40	453,60	460,80	468,00	475,20	513,60	523,20
yy = N° elem. 24	W	624	1010	1161	1206	1311	1459	1606	1708	1751	1794	1896	2039	2082	2139
Lenght mm 1125	€	367,50	397,50	412,50	417,50	422,50	442,50	452,50	465,00	472,50	480,00	487,50	495,00	535,00	545,00
yy = N° elem. 25	W	650	1052	1210	1257	1366	1520	1673	1779	1824	1869	1974	2124	2168	2228
Lenght mm 1170	€	382,20	413,40	429,00	434,20	439,40	460,20	470,60	483,60	491,40	499,20	507,00	514,80	556,40	566,80
yy = N° elem. 26	W	675	1094	1258	1307	1420	1581	1739	1850	1897	1944	2053	2209	2255	2317
Lenght mm 1215	€	396,90	429,30	445,50	450,90	456,30	477,90	488,70	502,20	510,30	518,40	526,50	534,60	577,80	588,60
yy = N° elem. 27	W	701	1136	1307	1357	1475	1641	1806	1921	1970	2019	2132	2294	2342	2406
Lenght mm 1260	€	411,60	445,20	462,00	467,60	473,20	495,60	506,80	520,80	529,20	537,60	546,00	554,40	599,20	610,40
yy = N° elem. 28	W	727	1178	1355	1408	1529	1702	1873	1992	2043	2094	2211	2379	2429	2495
Lenght mm 1305	€	426,30	461,10	478,50	484,30	490,10	513,30	524,90	539,40	548,10	556,80	565,50	574,20	620,60	632,20
yy = N° elem. 29	W	753	1220	1403	1458	1584	1763	1940	2063	2116	2168	2290	2464	2515	2584
Lenght mm 1350	€	441,00	477,00	495,00	501,00	507,00	531,00	543,00	558,00	567,00	576,00	585,00	594,00	642,00	654,00
yy = N° elem. 30	W	779	1262	1452	1508	1639	1824	2007	2134	2189	2243	2369	2548	2602	2673
Lenght mm 1395	€	455,70	492,90	511,50	517,70	523,90	548,70	561,10	576,60	585,90	595,20	604,50	613,80	663,40	675,80
yy = N° elem. 31	W	805	1304	1500	1558	1693	1884	2074	2206	2262	2318	2448	2633	2689	2762
Lenght mm 1440	€	470,40	508,80	528,00	534,40	540,80	566,40	579,20	595,20	604,80	614,40	624,00	633,60	684,80	697,60
yy = N° elem. 32	W	831	1347	1548	1609	1748	1945	2141	2277	2335	2393	2527	2718	2776	2852
Lenght mm 1485	€	485,10	524,70	544,50	551,10	557,70	584,10	597,30	613,80	623,70	633,60	643,50	653,40	706,20	719,40
yy = N° elem. 33	W	857	1389	1597	1659	1802	2006	2208	2348	2408	2467	2606	2803	2862	2941
Lenght mm 1530	€	499,80	540,60	561,00	567,80	574,60	601,80	615,40	632,40	642,60	652,80	663,00	673,20	727,60	741,20
yy = N° elem. 34	W	883	1431	1645	1709	1857	2067	2275	2419	2481	2542	2685	2888	2949	3030
Lenght mm 1575	€	514,50	556,50	577,50	584,50	591,50	619,50	633,50	651,00	661,50	672,00	682,50	693,00	749,00	763,00
yy = N° elem. 35	W	909	1473	1694	1759	1912	2128	2342	2490	2554	2617	2764	2973	3036	3119
Lenght mm 1620	€	529,20	572,40	594,00	601,20	608,40	637,20	651,60	669,60	680,40	691,20	702,00	712,80	770,40	784,80
yy = N° elem. 36	W	935	1515	1742	1810	1966	2188	2408	2561	2627	2692	2843	3058	3123	3208
Lenght mm 1665	€	543,90	588,30	610,50	617,90	625,30	654,90	669,70	688,20	699,30	710,40	721,50	732,60	791,80	806,60
yy = N° elem. 37	W	961	1557	1790	1860	2021	2249	2475	2633	2700	2766	2922	3143	3209	3297
Lenght mm 1710	€	558,60	604,20	627,00	634,60	642,20	672,60	687,80	706,80	718,20	729,60	741,00	752,40	813,20	828,40
yy = N° elem. 38	W	987	1599	1839	1910	2076	2310	2542	2704	2772	2841	3001	3228	3296	3386
Lenght mm 1755	€	573,30	620,10	643,50	651,30	659,10	690,30	705,90	725,40	737,10	748,80	760,50	772,20	834,60	850,20
yy = N° elem. 39	W	1013	1641	1887	1961	2130	2371	2609	2775	2845	2916	3080	3313	3383	3475
Lenght mm 1800	€	588,00	636,00	660,00	668,00	676,00	708,00	724,00	744,00	756,00	768,00	780,00	792,00	856,00	872,00
yy = N° elem. 40	W	1039	1683	1936	2011	2185	2432	2676	2846	2918	2991	3159	3398	3470	3564

RADIATORS' DATA (LENGHTS WITHOUT BUSHES)

		HEIGHT												
		750	765	815	865	885	900	1000	1200	1500	1800	2000	2200	2500
Lenght mm	**90**	€ 44,40	45,20	48,80	49,80	50,40	51,40	52,20	66,80	88,60	104,60	116,20	130,20	146,00
yy = N° elem.	*2*	W 194	197	209	221	225	229	252	298	365	432	476	520	586
Lenght mm	**135**	€ 66,60	67,80	73,20	74,70	75,60	77,10	78,30	100,20	132,90	156,90	174,30	195,30	219,00
yy = N° elem.	*3*	W 290	296	313	331	338	343	378	446	548	648	714	780	878
Lenght mm	**180**	€ 88,80	90,40	97,60	99,60	100,80	102,80	104,40	133,60	177,20	209,20	232,40	260,40	292,00
yy = N° elem.	*4*	W 387	394	418	441	450	457	504	595	731	864	952	1040	1171
Lenght mm	**225**	€ 111,00	113,00	122,00	124,50	126,00	128,50	130,50	167,00	221,50	261,50	290,50	325,50	365,00
yy = N° elem.	*5*	W 484	493	522	551	563	572	630	744	913	1080	1190	1300	1464
Lenght mm	**270**	€ 133,20	135,60	146,40	149,40	151,20	154,20	156,60	200,40	265,80	313,80	348,60	390,60	438,00
yy = N° elem.	*6*	W 581	591	627	662	676	686	755	893	1096	1296	1429	1560	1757
Lenght mm	**315**	€ 155,40	158,20	170,80	174,30	176,40	179,90	182,70	233,80	310,10	366,10	406,70	455,70	511,00
yy = N° elem.	*7*	W 678	690	731	772	788	800	881	1042	1278	1512	1667	1820	2049
Lenght mm	**360**	€ 177,60	180,80	195,20	199,20	201,60	205,60	208,80	267,20	354,40	418,40	464,80	520,80	584,00
yy = N° elem.	*8*	W 774	788	835	882	901	915	1007	1190	1461	1728	1905	2080	2342
Lenght mm	**405**	€ 199,80	203,40	219,60	224,10	226,80	231,30	234,90	300,60	398,70	470,70	522,90	585,90	657,00
yy = N° elem.	*9*	W 871	887	940	992	1013	1029	1133	1339	1644	1944	2143	2340	2635
Lenght mm	**450**	€ 222,00	226,00	244,00	249,00	252,00	257,00	261,00	334,00	443,00	523,00	581,00	651,00	730,00
yy = N° elem.	*10*	W 968	986	1044	1103	1126	1143	1259	1488	1826	2160	2381	2600	2928
Lenght mm	**495**	€ 244,20	248,60	268,40	273,90	277,20	282,70	287,10	367,40	487,30	575,30	639,10	716,10	803,00
yy = N° elem.	*11*	W 1065	1084	1149	1213	1238	1258	1385	1637	2009	2376	2619	2860	3220
Lenght mm	**540**	€ 266,40	271,20	292,80	298,80	302,40	308,40	313,20	400,80	531,60	627,60	697,20	781,20	876,00
yy = N° elem.	*12*	W 1161	1183	1253	1323	1351	1372	1511	1785	2192	2592	2857	3120	3513
Lenght mm	**585**	€ 288,60	293,80	317,20	323,70	327,60	334,10	339,30	434,20	575,90	679,90	755,30		
yy = N° elem.	*13*	W 1258	1281	1357	1433	1464	1486	1637	1934	2374	2808	3095		
Lenght mm	**630**	€ 310,80	316,40	341,60	348,60	352,80	359,80	365,40	467,60	620,20	732,20	813,40		
yy = N° elem.	*14*	W 1355	1380	1462	1544	1576	1601	1763	2083	2557	3024	3333		
Lenght mm	**675**	€ 333,00	339,00	366,00	373,50	378,00	385,50	391,50	501,00	664,50	784,50	871,50		
yy = N° elem.	*15*	W 1452	1478	1566	1654	1689	1715	1888	2232	2739	3240	3572		
Lenght mm	**720**	€ 355,20	361,60	390,40	398,40	403,20	411,20	417,60	534,40	708,80	836,80	929,60		
yy = N° elem.	*16*	W 1549	1577	1671	1764	1801	1829	2014	2381	2922	3456	3810		
Lenght mm	**765**	€ 377,40	384,20	414,80	423,30	428,40	436,90	443,70	567,80	753,10	889,10	987,70		
yy = N° elem.	*17*	W 1645	1676	1775	1874	1914	1944	2140	2529	3105	3673	4048		
Lenght mm	**810**	€ 399,60	406,80	439,20	448,20	453,60	462,60	469,80	601,20	797,40	941,40	1.045,80		
yy = N° elem.	*18*	W 1742	1774	1880	1985	2027	2058	2266	2678	3287	3889	4286		
Lenght mm	**855**	€ 421,80	429,40	463,60	473,10	478,80	488,30	495,90	634,60	841,70	993,70	1.103,90		
yy = N° elem.	*19*	W 1839	1873	1984	2095	2139	2172	2392	2827	3470	4105	4524		
Lenght mm	**900**	€ 444,00	452,00	488,00	498,00	504,00	514,00	522,00	668,00	886,00	1.046,00	1.162,00		
yy = N° elem.	*20*	W 1936	1971	2088	2205	2252	2287	2518	2976	3653	4321	4762		
Lenght mm	**945**	€ 466,20	474,60	512,40	522,90	529,20	539,70	548,10	701,40	930,30	1.098,30	1.220,10		
yy = N° elem.	*21*	W 2033	2070	2193	2315	2364	2401	2644	3125	3835	4537	5000		
Lenght mm	**990**	€ 488,40	497,20	536,80	547,80	554,40	565,40	574,20	734,80	974,60	1.150,60	1.278,20		
yy = N° elem.	*22*	W 2129	2168	2297	2426	2477	2515	2770	3273	4018	4753	5238		
Lenght mm	**1035**	€ 510,60	519,80	561,20	572,70	579,60	591,10	600,30						
yy = N° elem.	*23*	W 2226	2267	2402	2536	2590	2630	2896						
Lenght mm	**1080**	€ 532,80	542,40	585,60	597,60	604,80	616,80	626,40						
yy = N° elem.	*24*	W 2323	2365	2506	2646	2702	2744	3022						
Lenght mm	**1125**	€ 555,00	565,00	610,00	622,50	630,00	642,50	652,50						
yy = N° elem.	*25*	W 2420	2464	2610	2756	2815	2858	3148						
Lenght mm	**1170**	€ 577,20	587,60	634,40	647,40	655,20	668,20	678,60						
yy = N° elem.	*26*	W 2517	2563	2715	2867	2927	2973	3273						
Lenght mm	**1215**	€ 599,40	610,20	658,80	672,30	680,40	693,90	704,70						
yy = N° elem.	*27*	W 2613	2661	2819	2977	3040	3087	3399						
Lenght mm	**1260**	€ 621,60	632,80	683,20	697,20	705,60	719,60	730,80						
yy = N° elem.	*28*	W 2710	2760	2924	3087	3153	3201	3525						
Lenght mm	**1305**	€ 643,80	655,40	707,60	722,10	730,80	745,30	756,90						
yy = N° elem.	*29*	W 2807	2858	3028	3198	3265	3316	3651						
Lenght mm	**1350**	€ 666,00	678,00	732,00	747,00	756,00	771,00	783,00						
yy = N° elem.	*30*	W 2904	2957	3133	3308	3378	3430	3777						
Lenght mm	**1395**	€ 688,20	700,60											
yy = N° elem.	*31*	W 3000	3055											
Lenght mm	**1440**	€ 710,40	723,20											
yy = N° elem.	*32*	W 3097	3154											
Lenght mm	**1485**	€ 732,60	745,80											
yy = N° elem.	*33*	W 3194	3252											
Lenght mm	**1530**	€ 754,80	768,40											
yy = N° elem.	*34*	W 3291	3351											
Lenght mm	**1575**	€ 777,00	791,00											
yy = N° elem.	*35*	W 3388	3450											
Lenght mm	**1620**													
yy = N° elem.	*36*													
Lenght mm	**1665**													
yy = N° elem.	*37*													
Lenght mm	**1710**													
yy = N° elem.	*38*													
Lenght mm	**1755**													
yy = N° elem.	*39*													
Lenght mm	**1800**													
yy = N° elem.	*40*													

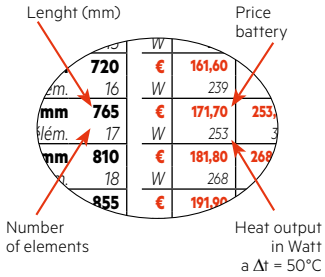

TESI 5
Quartz 1 finish (cod. 1C). Configuration cod. 02.

TESI 5
12 elements, height 1800 mm, lenght 540 mm. Quartz 1 finish (cod. 1C). Configuration cod. 02.

Technical features:

- tubes made of 25 mm diameter sheet steel
- manifolds made of pressed sheet steel
- elements 45 mm long (element pitch)
- threading 1"1/4 G right and left on top and bottom manifold
- maximum working pressure 10 bar
- maximum working temperature 95°C

TESI is available, on request, in some heights not included in this price list. For feasibility and cost ask our commercial service (customer care).

The union of several coils, to obtain radiators of non-indicated lengths, can be carried out with a simple nipple operation (see nipple table on page 63).

Finishes available	Surcharge
Standard White	-
Classic finishes	+15%
Special finishes	+25%
Loft finishes (cod. TR)	+40%
Other RAL colors	+40% following feasibility study

Finishing codes see page 588.

Valves

IRSAP valves can be supplied to match the radiator.
To select the type of valve suitable for the connection, see the Accessories section pag. 550.

Prices included

- 4 Universal brakets for Tesi (except for very small batteries) (fig. 1)
- 4 connections with reductions 1 "1/4 to 1/2" for Tesi white and colored, mounted on the radiator (fig. 2)
- 1 1/2" air vent (fig. 3)
- 1 cover for 1/2" blind plug (fig. 4)

Fig. 1

Fig. 2

Fig. 3

Fig. 4

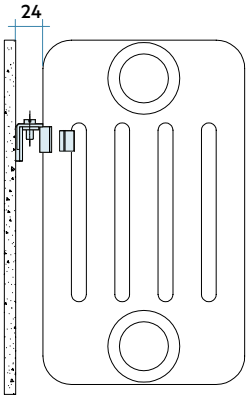

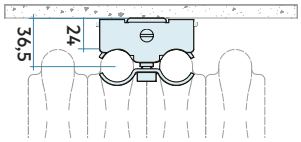

TESI 5

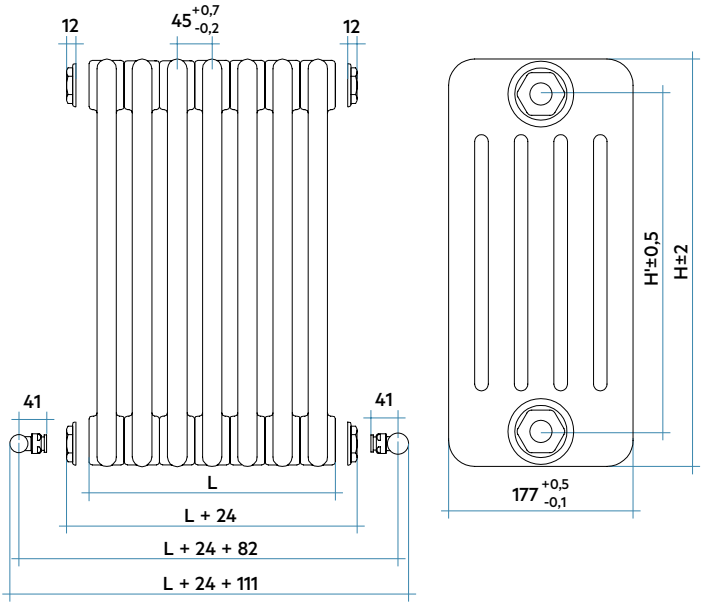

Total width of the TESI radiator:

L (Tesi size) = No. of elements x 45
L + 24 mm (12+12) = Tesi size with caps
L + 24 mm (12+12) + 82 mm (41+41) = Low water inlet hydraulic centre distance (right and left) with IRSAP valves and caps
L + 24 mm (12+12) + 111 mm = Total overall dimensions

EN 442 EURONORM — CE 01 EN442-1 — NF

Model	Code	Depth	Height	Conn. centre	Weigh	Capacity	Thermal Power Δt=50°C		Δt=40°C	Δt=30°C	Δt=20°C	Exp.	Price
		mm	H mm	H' mm	Kg	lt	Btu/h	**Watt**	Watt	**Watt (*)**	Watt	n.	€
200	**RT 5 0200 YY 01 A4 02 N**	177	200	127	0,81	0,73	93,0	**31,7**	23,4	**15,9**	9,2	1,350	**18,10**
300	**RT 5 0300 YY 01 A4 02 N**	177	300	235	1,13	0,95	150,8	**51,4**	38,7	**26,8**	16,0	1,276	**19,60**
350	**RT 5 0350 YY 01 A4 02 N**	177	350	285	1,28	1,05	173,2	**59,0**	44,3	**30,6**	18,2	1,283	**20,50**
365	**RT 5 0365 YY 01 A4 02 N**	177	365	300	1,32	1,08	179,8	**61,3**	46,0	**31,8**	18,9	1,286	**20,90**
400	**RT 5 0400 YY 01 A4 02 N**	177	400	335	1,43	1,16	195,2	**66,5**	49,9	**34,4**	20,4	1,291	**21,00**
450	**RT 5 0450 YY 01 A4 02 N**	177	450	385	1,58	1,26	217,1	**74,0**	55,4	**38,1**	22,5	1,299	**21,60**
500	**RT 5 0500 YY 01 A4 02 N**	177	500	435	1,72	1,36	238,7	**81,3**	60,8	**41,7**	24,6	1,307	**22,20**
535	**RT 5 0535 YY 01 A4 02 N**	177	535	470	1,83	1,44	253,7	**86,5**	64,5	**44,2**	26,0	1,312	**22,50**
550	**RT 5 0550 YY 01 A4 02 N**	177	550	485	1,87	1,47	260,1	**88,7**	66,1	**45,3**	26,6	1,315	**22,70**
565	**RT 5 0565 YY 01 A4 02 N**	177	565	500	1,92	1,50	266,5	**90,8**	67,7	**46,4**	27,2	1,317	**22,90**
600	**RT 5 0600 YY 01 A4 02 N**	177	600	535	2,02	1,57	281,4	**95,9**	71,4	**48,8**	28,5	1,322	**23,40**
650	**RT 5 0650 YY 01 A4 02 N**	177	650	585	2,17	1,68	302,5	**103,1**	76,6	**52,2**	30,5	1,330	**24,30**
665	**RT 5 0665 YY 01 A4 02 N**	177	665	600	2,21	1,71	308,8	**105,2**	78,2	**53,3**	31,0	1,333	**24,70**
685	**RT 5 0685 YY 01 A4 02 N**	177	685	620	2,27	1,75	317,2	**108,1**	80,2	**54,6**	31,8	1,336	**25,40**
750	**RT 5 0750 YY 01 A4 02 N**	177	750	685	2,46	1,88	344,3	**117,3**	86,9	**59,0**	34,2	1,346	**26,30**
765	**RT 5 0765 YY 01 A4 02 N**	177	765	700	2,51	1,92	350,6	**119,5**	88,4	**60,0**	34,7	1,348	**27,30**
815	**RT 5 0815 YY 01 A4 02 N**	177	815	750	2,66	2,02	371,3	**126,5**	93,5	**63,3**	36,5	1,356	**28,00**
865	**RT 5 0865 YY 01 A4 02 N**	177	865	800	2,80	2,12	391,9	**133,6**	98,5	**66,5**	38,3	1,364	**28,50**
885	**RT 5 0885 YY 01 A4 02 N**	177	885	820	2,86	2,16	400,2	**136,4**	100,5	**67,8**	39,0	1,367	**28,90**
900	**RT 5 0900 YY 01 A4 02 N**	177	900	835	2,91	2,20	406,3	**138,5**	102,0	**68,8**	39,5	1,369	**29,70**
1000	**RT 5 1000 YY 01 A4 02 N**	177	1000	935	3,20	2,40	447,2	**152,4**	112,4	**75,9**	43,7	1,364	**31,50**
1200	**RT 5 1200 YY 01 A4 02 N**	177	1200	1135	4,08	2,78	528,2	**180,0**	133,1	**90,2**	52,1	1,353	**41,80**
1500	**RT 5 1500 YY 01 A4 02 N**	177	1500	1435	5,05	3,40	648,0	**220,8**	163,9	**111,6**	64,9	1,337	**57,30**
1800	**RT 5 1800 YY 01 A4 02 N**	177	1800	1735	6,02	4,01	766,6	**261,2**	194,3	**132,6**	77,4	1,327	**67,80**
2000	**RT 5 2000 YY 01 A4 02 N**	177	2000	1935	6,67	4,42	845,1	**288,0**	214,4	**146,5**	85,7	1,323	**75,30**
2200	**RT 5 2200 YY 01 A4 02 N**	177	2200	2135	7,32	4,82	923,3	**314,6**	234,4	**160,4**	93,9	1,320	**83,10**
2500	**RT 5 2500 YY 01 A4 02 N**	177	2500	2435	8,29	5,44	1.040,2	**354,5**	264,4	**181,2**	106,4	1,314	**93,70**

(*) Thanks to the high performance of Irsap TESI 5 radiators, the ideal Δt for low temperature projects is Δt at 30°C..
For Δt different from 50°C use the formula: $Q=Qn\ (\Delta t / 50)^n$

Key Codes

Height — Standard White colour code. For different colour codes see the colours page 588

RT 5 0200 | YY | 01 | A4 | 02 | N

Number of elements — Packing code — Radiator with plugs assembled. For other configurations and water connections see page 58

Decorative & Technical Accessories



Kit Valves and Lockshield valve
Pag. 550

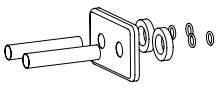

Pipe cover kit
Pag. 554

RADIATORS' DATA (LENGHTS WITHOUT BUSHES)

		HEIGHT													
		200	300	350	365	400	450	500	535	550	565	600	650	665	685
Lenght mm 90	€	36,20	39,20	41,00	41,80	42,00	43,20	44,40	45,00	45,40	45,80	46,80	48,60	49,40	50,80
yy = N° elem. 2	W	63	103	118	123	133	148	163	173	177	182	192	206	210	216
Lenght mm 135	€	54,30	58,80	61,50	62,70	63,00	64,80	66,60	67,50	68,10	68,70	70,20	72,90	74,10	76,20
yy = N° elem. 3	W	95	154	177	184	200	222	244	259	266	272	288	309	316	324
Lenght mm 180	€	72,40	78,40	82,00	83,60	84,00	86,40	88,80	90,00	90,80	91,60	93,60	97,20	98,80	101,60
yy = N° elem. 4	W	127	206	236	245	266	296	325	346	355	363	384	412	421	432
Lenght mm 225	€	90,50	98,00	102,50	104,50	105,00	108,00	111,00	112,50	113,50	114,50	117,00	121,50	123,50	127,00
yy = N° elem. 5	W	158	257	295	306	333	370	407	432	443	454	479	515	526	540
Lenght mm 270	€	108,60	117,60	123,00	125,40	126,00	129,60	133,20	135,00	136,20	137,40	140,40	145,80	148,20	152,40
yy = N° elem. 6	W	190	308	354	368	399	444	488	519	532	545	575	619	631	649
Lenght mm 315	€	126,70	137,20	143,50	146,30	147,00	151,20	155,40	157,50	158,90	160,30	163,80	170,10	172,90	177,80
yy = N° elem. 7	W	222	360	413	429	466	518	569	605	621	636	671	722	737	757
Lenght mm 360	€	144,80	156,80	164,00	167,20	168,00	172,80	177,60	180,00	181,60	183,20	187,20	194,40	197,60	203,20
yy = N° elem. 8	W	253	411	472	490	532	592	651	692	709	727	767	825	842	865
Lenght mm 405	€	162,90	176,40	184,50	188,10	189,00	194,40	199,80	202,50	204,30	206,10	210,60	218,70	222,30	228,60
yy = N° elem. 9	W	285	463	531	552	599	666	732	778	798	817	863	928	947	973
Lenght mm 450	€	181,00	196,00	205,00	209,00	210,00	216,00	222,00	225,00	227,00	229,00	234,00	243,00	247,00	254,00
yy = N° elem. 10	W	317	514	590	613	665	740	813	865	886	908	959	1031	1052	1081
Lenght mm 495	€	199,10	215,60	225,50	229,90	231,00	237,60	244,20	247,50	249,70	251,90	257,40	267,30	271,70	279,40
yy = N° elem. 11	W	348	565	649	674	732	814	895	951	975	999	1055	1134	1158	1189
Lenght mm 540	€	217,20	235,20	246,00	250,80	252,00	259,20	266,40	270,00	272,40	274,80	280,80	291,60	296,40	304,80
yy = N° elem. 12	W	380	617	708	735	798	888	976	1038	1064	1090	1151	1237	1263	1297
Lenght mm 585	€	235,30	254,80	266,50	271,70	273,00	280,80	288,60	292,50	295,10	297,70	304,20	315,90	321,10	330,20
yy = N° elem. 13	W	412	668	767	797	865	962	1057	1124	1152	1181	1247	1340	1368	1405
Lenght mm 630	€	253,40	274,40	287,00	292,60	294,00	302,40	310,80	315,00	317,80	320,60	327,60	340,20	345,80	355,60
yy = N° elem. 14	W	444	720	826	858	932	1036	1139	1210	1241	1272	1342	1443	1473	1513
Lenght mm 675	€	271,50	294,00	307,50	313,50	315,00	324,00	333,00	337,50	340,50	343,50	351,00	364,50	370,50	381,00
yy = N° elem. 15	W	475	771	885	919	998	1110	1220	1297	1330	1362	1438	1546	1579	1622
Lenght mm 720	€	289,60	313,60	328,00	334,40	336,00	345,60	355,20	360,00	363,20	366,40	374,40	388,80	395,20	406,40
yy = N° elem. 16	W	507	822	944	980	1065	1184	1301	1383	1418	1453	1534	1649	1684	1730
Lenght mm 765	€	307,70	333,20	348,50	355,30	357,00	367,20	377,40	382,50	385,90	389,30	397,80	413,10	419,90	431,80
yy = N° elem. 17	W	539	874	1003	1042	1131	1258	1383	1470	1507	1544	1630	1753	1789	1838
Lenght mm 810	€	325,80	352,80	369,00	376,20	378,00	388,80	399,60	405,00	408,60	412,20	421,20	437,40	444,60	457,20
yy = N° elem. 18	W	570	925	1062	1103	1198	1332	1464	1556	1596	1635	1726	1856	1894	1946
Lenght mm 855	€	343,90	372,40	389,50	397,10	399,00	410,40	421,80	427,50	431,30	435,10	444,60	461,70	469,30	482,60
yy = N° elem. 19	W	602	977	1121	1164	1264	1406	1545	1643	1684	1726	1822	1959	2000	2054
Lenght mm 900	€	362,00	392,00	410,00	418,00	420,00	432,00	444,00	450,00	454,00	458,00	468,00	486,00	494,00	508,00
yy = N° elem. 20	W	634	1028	1180	1226	1331	1480	1627	1729	1773	1817	1918	2062	2105	2162
Lenght mm 945	€	380,10	411,60	430,50	438,90	441,00	453,60	466,20	472,50	476,70	480,90	491,40	510,30	518,70	533,40
yy = N° elem. 21	W	665	1079	1239	1287	1397	1554	1708	1816	1862	1907	2014	2165	2210	2270
Lenght mm 990	€	398,20	431,20	451,00	459,80	462,00	475,20	488,40	495,00	499,40	503,80	514,80	534,60	543,40	558,80
yy = N° elem. 22	W	697	1131	1298	1348	1464	1628	1789	1902	1950	1998	2110	2268	2315	2378
Lenght mm 1035	€	416,30	450,80	471,50	480,70	483,00	496,80	510,60	517,50	522,10	526,70	538,20	558,90	568,10	584,20
yy = N° elem. 23	W	729	1182	1357	1409	1530	1702	1871	1989	2039	2089	2205	2371	2421	2486
Lenght mm 1080	€	434,40	470,40	492,00	501,60	504,00	518,40	532,80	540,00	544,80	549,60	561,60	583,20	592,80	609,60
yy = N° elem. 24	W	760	1234	1416	1471	1597	1776	1952	2075	2128	2180	2301	2474	2526	2594
Lenght mm 1125	€	452,50	490,00	512,50	522,50	525,00	540,00	555,00	562,50	567,50	572,50	585,00	607,50	617,50	635,00
yy = N° elem. 25	W	792	1285	1476	1532	1664	1850	2034	2162	2216	2271	2397	2577	2631	2702
Lenght mm 1170	€	470,60	509,60	533,00	543,40	546,00	561,60	577,20	585,00	590,20	595,40	608,40	631,80	642,20	660,40
yy = N° elem. 26	W	824	1336	1535	1593	1730	1923	2115	2248	2305	2362	2493	2680	2736	2811
Lenght mm 1215	€	488,70	529,20	553,50	564,30	567,00	583,20	599,40	607,50	612,90	618,30	631,80	656,10	666,90	685,80
yy = N° elem. 27	W	855	1388	1594	1655	1797	1997	2196	2334	2394	2452	2589	2783	2841	2919
Lenght mm 1260	€	506,80	548,80	574,00	585,20	588,00	604,80	621,60	630,00	635,60	641,20	655,20	680,40	691,60	711,20
yy = N° elem. 28	W	887	1439	1653	1716	1863	2071	2278	2421	2482	2543	2685	2887	2947	3027
Lenght mm 1305	€	524,90	568,40	594,50	606,10	609,00	626,40	643,80	652,50	658,30	664,10	678,60	704,70	716,30	736,60
yy = N° elem. 29	W	919	1491	1712	1777	1930	2145	2359	2507	2571	2634	2781	2990	3052	3135
Lenght mm 1350	€	543,00	588,00	615,00	627,00	630,00	648,00	666,00	675,00	681,00	687,00	702,00	729,00	741,00	762,00
yy = N° elem. 30	W	950	1542	1771	1838	1996	2219	2440	2594	2660	2725	2877	3093	3157	3243
Lenght mm 1395	€	561,10	607,60	635,50	647,90	651,00	669,60	688,20	697,50	703,70	709,90	725,40	753,30	765,70	787,40
yy = N° elem. 31	W	982	1593	1830	1900	2063	2293	2522	2680	2748	2816	2973	3196	3262	3351
Lenght mm 1440	€	579,20	627,20	656,00	668,80	672,00	691,20	710,40	720,00	726,40	732,80	748,80	777,60	790,40	812,80
yy = N° elem. 32	W	1014	1645	1889	1961	2129	2367	2603	2767	2837	2907	3068	3299	3368	3459
Lenght mm 1485	€	597,30	646,80	676,50	689,70	693,00	712,80	732,60	742,50	749,10	755,70	772,20	801,90	815,10	838,20
yy = N° elem. 33	W	1045	1696	1948	2022	2196	2441	2684	2853	2925	2997	3164	3402	3473	3567
Lenght mm 1530	€	615,40	666,40	697,00	710,60	714,00	734,40	754,80	765,00	771,80	778,60	795,60	826,20	839,80	863,60
yy = N° elem. 34	W	1077	1748	2007	2084	2262	2515	2766	2940	3014	3088	3260	3505	3578	3675
Lenght mm 1575	€	633,50	686,00	717,50	731,50	735,00	756,00	777,00	787,50	794,50	801,50	819,00	850,50	864,50	889,00
yy = N° elem. 35	W	1109	1799	2066	2145	2329	2589	2847	3026	3103	3179	3356	3608	3683	3784
Lenght mm 1620	€	651,60	705,60	738,00	752,40	756,00	777,60	799,20	810,00	817,20	824,40	842,40	874,80	889,20	914,40
yy = N° elem. 36	W	1140	1850	2125	2206	2395	2663	2928	3113	3191	3270	3452	3711	3789	3892
Lenght mm 1665	€	669,70	725,20	758,50	773,30	777,00	799,20	821,40	832,50	839,90	847,30	865,80	899,10	913,90	939,80
yy = N° elem. 37	W	1172	1902	2184	2267	2462	2737	3010	3199	3280	3361	3548	3814	3894	4000
Lenght mm 1710	€	687,80	744,80	779,00	794,20	798,00	820,80	843,60	855,00	862,60	870,20	889,20	923,40	938,60	965,20
yy = N° elem. 38	W	1204	1953	2243	2329	2529	2811	3091	3285	3369	3452	3644	3917	3999	4108
Lenght mm 1755	€	705,90	764,40	799,50	815,10	819,00	842,40	865,80	877,50	885,30	893,10	912,60	947,70	963,30	990,60
yy = N° elem. 39	W	1236	2005	2302	2390	2595	2885	3172	3372	3457	3542	3740	4021	4104	4216
Lenght mm 1800	€	724,00	784,00	820,00	836,00	840,00	864,00	888,00	900,00	908,00	916,00	936,00	972,00	988,00	1.016,00
yy = N° elem. 40	W	1267	2056	2361	2451	2662	2959	3254	3458	3546	3633	3836	4124	4210	4324

RADIATORS' DATA (LENGHTS WITHOUT BUSHES)

		HEIGHT												
		750	765	815	865	885	900	1000	1200	1500	1800	2000	2200	2500
Lenght mm	**90**	€ 52,60	54,60	56,00	57,00	57,80	59,40	63,00	83,60	114,60	135,60	150,60	166,20	187,40
yy = N° elem.	*2*	W 235	239	253	267	273	277	305	360	442	522	576	629	709
Lenght mm	**135**	€ 78,90	81,90	84,00	85,50	86,70	89,10	94,50	125,40	171,90	203,40	225,90	249,30	281,10
yy = N° elem.	*3*	W 352	358	380	401	409	415	457	540	663	784	864	944	1063
Lenght mm	**180**	€ 105,20	109,20	112,00	114,00	115,60	118,80	126,00	167,20	229,20	271,20	301,20	332,40	374,80
yy = N° elem.	*4*	W 469	478	506	534	546	554	610	720	883	1045	1152	1259	1418
Lenght mm	**225**	€ 131,50	136,50	140,00	142,50	144,50	148,50	157,50	209,00	286,50	339,00	376,50	415,50	468,50
yy = N° elem.	*5*	W 587	597	633	668	682	692	762	900	1104	1306	1440	1573	1772
Lenght mm	**270**	€ 157,80	163,80	168,00	171,00	173,40	178,20	189,00	250,80	343,80	406,80	451,80	498,60	562,20
yy = N° elem.	*6*	W 704	717	759	801	818	831	914	1080	1325	1568	1728	1888	2127
Lenght mm	**315**	€ 184,10	191,10	196,00	199,50	202,30	207,90	220,50	292,60	401,10	474,60	527,10	581,70	655,90
yy = N° elem.	*7*	W 821	836	886	935	955	969	1067	1260	1546	1829	2016	2203	2481
Lenght mm	**360**	€ 210,40	218,40	224,00	228,00	231,20	237,60	252,00	334,40	458,40	542,40	602,40	664,80	749,60
yy = N° elem.	*8*	W 939	956	1012	1069	1091	1108	1219	1440	1767	2090	2304	2517	2836
Lenght mm	**405**	€ 236,70	245,70	252,00	256,50	260,10	267,30	283,50	376,20	515,70	610,20	677,70	747,90	843,30
yy = N° elem.	*9*	W 1056	1075	1139	1202	1227	1246	1372	1620	1988	2351	2592	2832	3190
Lenght mm	**450**	€ 263,00	273,00	280,00	285,00	289,00	297,00	315,00	418,00	573,00	678,00	753,00	831,00	937,00
yy = N° elem.	*10*	W 1174	1195	1265	1336	1364	1385	1524	1800	2208	2612	2880	3146	3545
Lenght mm	**495**	€ 289,30	300,30	308,00	313,50	317,90	326,70	346,50	459,80	630,30	745,80	828,30	914,10	1.030,70
yy = N° elem.	*11*	W 1291	1314	1392	1469	1500	1523	1677	1980	2429	2874	3168	3461	3899
Lenght mm	**540**	€ 315,60	327,60	336,00	342,00	346,80	356,40	378,00	501,60	687,60	813,60	903,60	997,20	1.124,40
yy = N° elem.	*12*	W 1408	1434	1518	1603	1637	1662	1829	2160	2650	3135	3456	3776	4254
Lenght mm	**585**	€ 341,90	354,90	364,00	370,50	375,70	386,10	409,50	543,40	744,90	881,40	978,90		
yy = N° elem.	*13*	W 1526	1553	1645	1736	1773	1800	1981	2340	2871	3396	3744		
Lenght mm	**630**	€ 368,20	382,20	392,00	399,00	404,60	415,80	441,00	585,20	802,20	949,20	1.054,20		
yy = N° elem.	*14*	W 1643	1673	1772	1870	1909	1939	2134	2520	3092	3658	4032		
Lenght mm	**675**	€ 394,50	409,50	420,00	427,50	433,50	445,50	472,50	627,00	859,50	1.017,00	1.129,50		
yy = N° elem.	*15*	W 1760	1792	1898	2004	2046	2077	2286	2700	3313	3919	4320		
Lenght mm	**720**	€ 420,80	436,80	448,00	456,00	462,40	475,20	504,00	668,80					
yy = N° elem.	*16*	W 1878	1912	2025	2137	2182	2216	2439	2880					
Lenght mm	**765**	€ 447,10	464,10	476,00	484,50	491,30	504,90	535,50	710,60					
yy = N° elem.	*17*	W 1995	2031	2151	2271	2318	2354	2591	3060					
Lenght mm	**810**	€ 473,40	491,40	504,00	513,00	520,20	534,60	567,00	752,40					
yy = N° elem.	*18*	W 2112	2151	2278	2404	2455	2493	2743	3240					
Lenght mm	**855**	€ 499,70	518,70	532,00	541,50	549,10	564,30	598,50						
yy = N° elem.	*19*	W 2230	2270	2404	2538	2591	2631	2896						
Lenght mm	**900**	€ 526,00	546,00	560,00	570,00	578,00	594,00	630,00						
yy = N° elem.	*20*	W 2347	2390	2531	2671	2728	2770	3048						
Lenght mm	**945**	€ 552,30	573,30	588,00	598,50	606,90	623,70	661,50						
yy = N° elem.	*21*	W 2464	2509	2657	2805	2864	2908	3201						
Lenght mm	**990**	€ 578,60	600,60	616,00	627,00	635,80	653,40	693,00						
yy = N° elem.	*22*	W 2582	2629	2784	2939	3000	3047	3353						
Lenght mm	**1035**	€ 604,90	627,90	644,00	655,50	664,70	683,10	724,50						
yy = N° elem.	*23*	W 2699	2748	2910	3072	3137	3185	3505						
Lenght mm	**1080**	€ 631,20	655,20	672,00	684,00	693,60	712,80	756,00						
yy = N° elem.	*24*	W 2816	2868	3037	3206	3273	3324	3658						
Lenght mm	**1125**	€ 657,50	682,50	700,00	712,50	722,50	742,50	787,50						
yy = N° elem.	*25*	W 2934	2987	3164	3339	3410	3462	3810						
Lenght mm	**1170**	€ 683,80	709,80	728,00	741,00	751,40	772,20	819,00						
yy = N° elem.	*26*	W 3051	3106	3290	3473	3546	3600	3963						
Lenght mm	**1215**	€ 710,10	737,10	756,00	769,50	780,30	801,90	850,50						
yy = N° elem.	*27*	W 3168	3226	3417	3606	3682	3739	4115						
Lenght mm	**1260**	€ 736,40	764,40	784,00	798,00	809,20	831,60	882,00						
yy = N° elem.	*28*	W 3286	3345	3543	3740	3819	3877	4267						
Lenght mm	**1305**	€ 762,70	791,70	812,00	826,50	838,10	861,30	913,50						
yy = N° elem.	*29*	W 3403	3465	3670	3874	3955	4016	4420						
Lenght mm	**1350**	€ 789,00	819,00	840,00	855,00	867,00	891,00	945,00						
yy = N° elem.	*30*	W 3520	3584	3796	4007	4091	4154	4572						
Lenght mm	**1395**													
yy = N° elem.	*31*													
Lenght mm	**1440**													
yy = N° elem.	*32*													
Lenght mm	**1485**													
yy = N° elem.	*33*													
Lenght mm	**1530**													
yy = N° elem.	*34*													
Lenght mm	**1575**													
yy = N° elem.	*35*													
Lenght mm	**1620**													
yy = N° elem.	*36*													
Lenght mm	**1665**													
yy = N° elem.	*37*													
Lenght mm	**1710**													
yy = N° elem.	*38*													
Lenght mm	**1755**													
yy = N° elem.	*39*													
Lenght mm	**1800**													
yy = N° elem.	*40*													

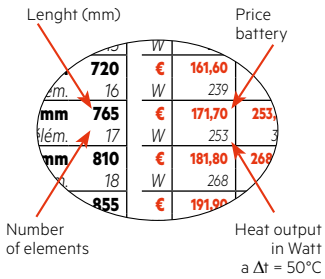

TESI 6
25 elements, height 500 mm, lenght 1125 mm.
Edelweiss white finish (cod. 34). Configuration cod. 02.

TESI 6
Edelweiss white finish (cod. 34). Configuration cod. 02.

Technical features:

- tubes made of 25 mm diameter sheet steel
- manifolds made of pressed sheet steel
- elements 45 mm long (element pitch)
- threading 1"1/4 G right and left on top and bottom manifold
- maximum working pressure 10 bar
- maximum working temperature 95°C

TESI is available, on request, in some heights not included in this price list. For feasibility and cost ask our commercial service (customer care).

The union of several coils, to obtain radiators of non-indicated lengths, can be carried out with a simple nipple operation (see nipple table on page xxx.

Finishes available	Surcharge
Standard White	-
Classic finishes	+15%
Special finishes	+25%
Loft finishes (cod. TR)	+40%
Other RAL colors	+40% following feasibility study

Finishing codes see page 588.

Valves

IRSAP valves can be supplied to match the radiator.
To select the type of valve suitable for the connection, see the Accessories section pag. 550.

Prices included

- 4 Universal brakets for Tesi (except for very small batteries) (fig. 1)
- 4 connections with reductions 1 "1/4 to 1/2" for Tesi white and colored, mounted on the radiator (fig. 2)
- 1 1/2" air vent (fig. 3)
- 1 cover for 1/2" blind plug (fig. 4)

Fig. 1

Fig. 2

Fig. 3

Fig. 4

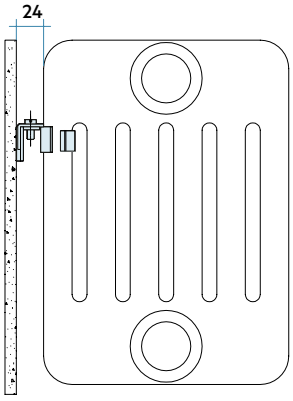

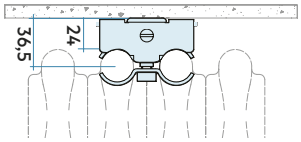

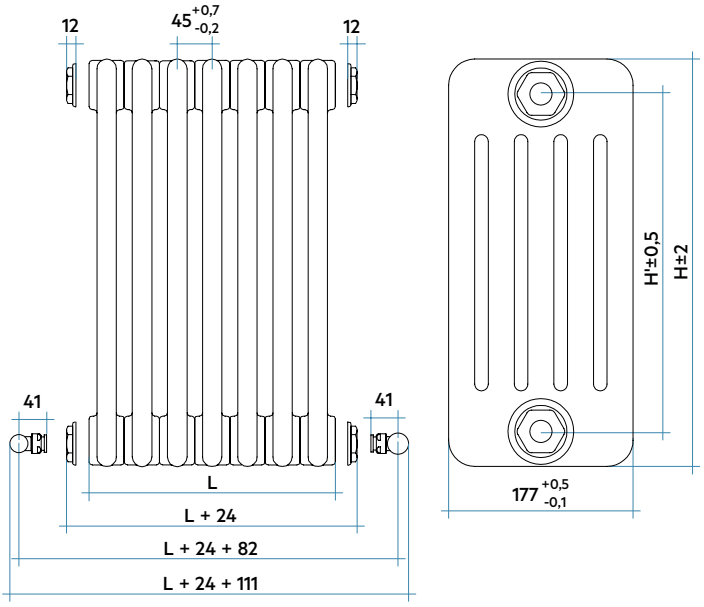

Total width of the TESI radiator:

L (Tesi size) = No. of elements x 45
L + 24 mm (12+12) = Tesi size with caps
L + 24 mm (12+12) + 82 mm (41+41) = Low water inlet hydraulic centre distance (right and left) with IRSAP valves and caps
L + 24 mm (12+12) + 111 mm = Total overall dimensions

EN 442 EURONORM — CE 01 EN442-1 — NF

Model	Code	Depth	Height	Conn. centre	Weigh	Capacity	Thermal Power Δt=50°C		Δt=40°C	Δt=30°C	Δt=20°C	Exp.	Price
		mm	H mm	H' mm	Kg	lt	Btu/h	**Watt**	Watt	**Watt (*)**	Watt	n.	€
200	**RT 6 0200 YY 01 A4 02 N**	215	200	127	0,97	0,86	109,7	**37,4**	27,5	**18,5**	10,6	1,374	**21,10**
300	**RT 6 0300 YY 01 A4 02 N**	215	300	235	1,35	1,13	178,1	**60,7**	45,5	**31,4**	18,6	1,293	**21,90**
350	**RT 6 0350 YY 01 A4 02 N**	215	350	285	1,53	1,25	204,3	**69,6**	52,1	**35,8**	21,1	1,302	**22,90**
365	**RT 6 0365 YY 01 A4 02 N**	215	365	300	1,58	1,29	212,2	**72,3**	54,0	**37,1**	21,9	1,304	**23,40**
400	**RT 6 0400 YY 01 A4 02 N**	215	400	335	1,71	1,38	230,2	**78,5**	58,6	**40,2**	23,6	1,310	**23,70**
450	**RT 6 0450 YY 01 A4 02 N**	215	450	385	1,89	1,50	255,8	**87,2**	65,0	**44,4**	26,0	1,319	**24,30**
500	**RT 6 0500 YY 01 A4 02 N**	215	500	435	2,06	1,63	281,1	**95,8**	71,2	**48,6**	28,4	1,327	**24,90**
535	**RT 6 0535 YY 01 A4 02 N**	215	535	470	2,19	1,71	298,7	**101,8**	75,6	**51,5**	30,0	1,333	**25,50**
550	**RT 6 0550 YY 01 A4 02 N**	215	550	485	2,24	1,75	306,1	**104,3**	77,4	**52,7**	30,7	1,336	**26,30**
565	**RT 6 0565 YY 01 A4 02 N**	215	565	500	2,30	1,79	313,6	**106,9**	79,3	**54,0**	31,4	1,339	**26,70**
600	**RT 6 0600 YY 01 A4 02 N**	215	600	535	2,42	1,88	331,0	**112,8**	83,6	**56,8**	32,9	1,345	**28,20**
650	**RT 6 0650 YY 01 A4 02 N**	215	650	585	2,60	2,00	355,7	**121,2**	89,6	**60,7**	35,1	1,353	**29,40**
665	**RT 6 0665 YY 01 A4 02 N**	215	665	600	2,65	2,04	363,1	**123,7**	91,4	**61,9**	35,7	1,356	**29,70**
685	**RT 6 0685 YY 01 A4 02 N**	215	685	620	2,72	2,09	372,9	**127,1**	93,8	**63,5**	36,6	1,359	**30,30**
750	**RT 6 0750 YY 01 A4 02 N**	215	750	685	2,95	2,25	404,7	**137,9**	101,6	**68,5**	39,3	1,370	**30,60**
765	**RT 6 0765 YY 01 A4 02 N**	215	765	700	3,00	2,29	412,0	**140,4**	103,3	**69,6**	39,9	1,373	**31,40**
815	**RT 6 0815 YY 01 A4 02 N**	215	815	750	3,18	2,41	436,2	**148,7**	109,2	**73,4**	41,9	1,381	**32,20**
865	**RT 6 0865 YY 01 A4 02 N**	215	865	800	3,36	2,54	460,3	**156,9**	115,0	**77,1**	43,9	1,390	**33,10**
885	**RT 6 0885 YY 01 A4 02 N**	215	885	820	3,43	2,59	470,0	**160,2**	117,4	**78,6**	44,7	1,394	**33,60**
900	**RT 6 0900 YY 01 A4 02 N**	215	900	835	3,48	2,62	477,2	**162,6**	119,1	**79,7**	45,2	1,396	**34,10**
1000	**RT 6 1000 YY 01 A4 02 N**	215	1000	935	3,84	2,87	525,0	**178,9**	131,3	**88,1**	50,2	1,388	**36,90**
1200	**RT 6 1200 YY 01 A4 02 N**	215	1200	1135	4,89	3,33	619,8	**211,2**	155,5	**104,8**	60,1	1,371	**49,40**
1500	**RT 6 1500 YY 01 A4 02 N**	215	1500	1435	6,06	4,06	760,2	**259,1**	191,9	**130,3**	75,5	1,346	**68,10**
1800	**RT 6 1800 YY 01 A4 02 N**	215	1800	1735	7,22	4,80	899,3	**306,5**	227,6	**155,1**	90,3	1,334	**80,30**
2000	**RT 6 2000 YY 01 A4 02 N**	215	2000	1935	8,00	5,29	991,5	**337,9**	251,1	**171,3**	99,9	1,330	**86,70**
2200	**RT 6 2200 YY 01 A4 02 N**	215	2200	2135	8,78	5,78	1.083,5	**369,3**	274,6	**187,5**	109,5	1,327	**100,20**
2500	**RT 6 2500 YY 01 A4 02 N**	215	2500	2435	9,94	6,51	1.221,3	**416,2**	309,9	**211,9**	124,0	1,322	**114,20**

(*) Thanks to the high performance of Irsap TESI 6 radiators, the ideal Δt for low temperature projects is Δt at 30°C..
For Δt different from 50°C use the formula: $Q=Qn\ (\Delta t / 50)^n$

Key Codes

Height — Standard White colour code. For different colour codes see the colours page 588

RT 6 0200 | YY | 01 | A4 | 02 | N

Number of elements — Packing code — Radiator with plugs assembled. For other configurations and water connections see page 58

Decorative & Technical Accessories



Kit Valves and Lockshield valve
Pag. 550

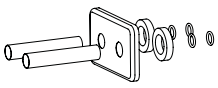

Pipe cover kit
Pag. 554

RADIATORS' DATA (LENGHTS WITHOUT BUSHES)

		HEIGHT													
		200	300	350	365	400	450	500	535	550	565	600	650	665	685
Lenght mm 90	€	42,20	43,80	45,80	46,80	47,40	48,60	49,80	51,00	52,60	53,40	56,40	58,80	59,40	60,60
yy = N° elem. 2	W	75	121	139	145	157	174	192	204	209	214	226	242	247	254
Lenght mm 135	€	63,30	65,70	68,70	70,20	71,10	72,90	74,70	76,50	78,90	80,10	84,60	88,20	89,10	90,90
yy = N° elem. 3	W	112	182	209	217	235	262	287	305	313	321	338	364	371	381
Lenght mm 180	€	84,40	87,60	91,60	93,60	94,80	97,20	99,60	102,00	105,20	106,80	112,80	117,60	118,80	121,20
yy = N° elem. 4	W	149	243	279	289	314	349	383	407	417	428	451	485	495	508
Lenght mm 225	€	105,50	109,50	114,50	117,00	118,50	121,50	124,50	127,50	131,50	133,50	141,00	147,00	148,50	151,50
yy = N° elem. 5	W	187	304	348	362	392	436	479	509	522	534	564	606	619	635
Lenght mm 270	€	126,60	131,40	137,40	140,40	142,20	145,80	149,40	153,00	157,80	160,20	169,20	176,40	178,20	181,80
yy = N° elem. 6	W	224	364	418	434	471	523	575	611	626	641	677	727	742	763
Lenght mm 315	€	147,70	153,30	160,30	163,80	165,90	170,10	174,30	178,50	184,10	186,90	197,40	205,80	207,90	212,10
yy = N° elem. 7	W	262	425	487	506	549	610	671	712	730	748	790	849	866	890
Lenght mm 360	€	168,80	175,20	183,20	187,20	189,60	194,40	199,20	204,00	210,40	213,60	225,60	235,20	237,60	242,40
yy = N° elem. 8	W	299	486	557	578	628	697	766	814	835	855	902	970	990	1017
Lenght mm 405	€	189,90	197,10	206,10	210,60	213,30	218,70	224,10	229,50	236,70	240,30	253,80	264,60	267,30	272,70
yy = N° elem. 9	W	336	546	627	651	706	785	862	916	939	962	1015	1091	1114	1144
Lenght mm 450	€	211,00	219,00	229,00	234,00	237,00	243,00	249,00	255,00	263,00	267,00	282,00	294,00	297,00	303,00
yy = N° elem. 10	W	374	607	696	723	785	872	958	1018	1043	1069	1128	1212	1237	1271
Lenght mm 495	€	232,10	240,90	251,90	257,40	260,70	267,30	273,90	280,50	289,30	293,70	310,20	323,40	326,70	333,30
yy = N° elem. 11	W	411	668	766	795	863	959	1054	1120	1148	1176	1241	1334	1361	1398
Lenght mm 540	€	253,20	262,80	274,80	280,80	284,40	291,60	298,80	306,00	315,60	320,40	338,40	352,80	356,40	363,60
yy = N° elem. 12	W	448	729	836	868	942	1046	1149	1221	1252	1283	1354	1455	1485	1525
Lenght mm 585	€	274,30	284,70	297,70	304,20	308,10	315,90	323,70	331,50	341,90	347,10	366,60	382,20	386,10	393,90
yy = N° elem. 13	W	486	789	905	940	1020	1133	1245	1323	1356	1389	1467	1576	1609	1652
Lenght mm 630	€	295,40	306,60	320,60	327,60	331,80	340,20	348,60	357,00	368,20	373,80	394,80	411,60	415,80	424,20
yy = N° elem. 14	W	523	850	975	1012	1098	1220	1341	1425	1461	1496	1579	1697	1732	1779
Lenght mm 675	€	316,50	328,50	343,50	351,00	355,50	364,50	373,50	382,50	394,50	400,50	423,00	441,00	445,50	454,50
yy = N° elem. 15	W	561	911	1045	1084	1177	1308	1437	1527	1565	1603	1692	1818	1856	1906
Lenght mm 720	€	337,60	350,40	366,40	374,40	379,20	388,80	398,40	408,00	420,80	427,20	451,20	470,40	475,20	484,80
yy = N° elem. 16	W	598	971	1114	1157	1255	1395	1533	1628	1669	1710	1805	1940	1980	2033
Lenght mm 765	€	358,70	372,30	389,30	397,80	402,90	413,10	423,30	433,50	447,10	453,90	479,40	499,80	504,90	515,10
yy = N° elem. 17	W	635	1032	1184	1229	1334	1482	1628	1730	1774	1817	1918	2061	2104	2161
Lenght mm 810	€	379,80	394,20	412,20	421,20	426,60	437,40	448,20	459,00	473,40	480,60	507,60	529,20	534,60	545,40
yy = N° elem. 18	W	673	1093	1254	1301	1412	1569	1724	1832	1878	1924	2031	2182	2227	2288
Lenght mm 855	€	400,90	416,10	435,10	444,60	450,30	461,70	473,10	484,50	499,70	507,30	535,80	558,60	564,30	575,70
yy = N° elem. 19	W	710	1153	1323	1374	1491	1656	1820	1934	1982	2031	2143	2303	2351	2415
Lenght mm 900	€	422,00	438,00	458,00	468,00	474,00	486,00	498,00	510,00	526,00	534,00	564,00	588,00	594,00	606,00
yy = N° elem. 20	W	747	1214	1393	1446	1569	1743	1916	2036	2087	2138	2256	2425	2475	2542
Lenght mm 945	€	443,10	459,90	480,90	491,40	497,70	510,30	522,90	535,50	552,30	560,70	592,20	617,40	623,70	636,30
yy = N° elem. 21	W	785	1275	1462	1518	1648	1831	2012	2137	2191	2244	2369	2546	2599	2669
Lenght mm 990	€	464,20	481,80	503,80	514,80	521,40	534,60	547,80	561,00	578,60	587,40	620,40	646,80	653,40	666,60
yy = N° elem. 22	W	822	1336	1532	1591	1726	1918	2107	2239	2295	2351	2482	2667	2722	2796
Lenght mm 1035	€	485,30	503,70	526,70	538,20	545,10	558,90	572,70	586,50	604,90	614,10	648,60	676,20	683,10	696,90
yy = N° elem. 23	W	860	1396	1602	1663	1805	2005	2203	2341	2400	2458	2595	2788	2846	2923
Lenght mm 1080	€	506,40	525,60	549,60	561,60	568,80	583,20	597,60	612,00	631,20	640,80	676,80	705,60	712,80	727,20
yy = N° elem. 24	W	897	1457	1671	1735	1883	2092	2299	2443	2504	2565	2707	2910	2970	3050
Lenght mm 1125	€	527,50	547,50	572,50	585,00	592,50	607,50	622,50	637,50	657,50	667,50	705,00	735,00	742,50	757,50
yy = N° elem. 25	W	934	1518	1741	1808	1961	2179	2395	2544	2608	2672	2820	3031	3094	3177
Lenght mm 1170	€	548,60	569,40	595,40	608,40	616,20	631,80	647,40	663,00	683,80	694,20	733,20	764,40	772,20	
yy = N° elem. 26	W	972	1578	1811	1880	2040	2266	2491	2646	2713	2779	2933	3152	3217	
Lenght mm 1215	€	569,70	591,30	618,30	631,80	639,90	656,10	672,30	688,50	710,10	720,90	761,40	793,80	801,90	
yy = N° elem. 27	W	1009	1639	1880	1952	2118	2354	2586	2748	2817	2886	3046	3273	3341	
Lenght mm 1260	€	590,80	613,20	641,20	655,20	663,60	680,40	697,20	714,00	736,40	747,60	789,60	823,20	831,60	
yy = N° elem. 28	W	1046	1700	1950	2024	2197	2441	2682	2850	2921	2993	3159	3394	3465	
Lenght mm 1305	€	611,90	635,10	664,10	678,60	687,30	704,70	722,10	739,50	762,70	774,30	817,80	852,60	861,30	
yy = N° elem. 29	W	1084	1761	2020	2097	2275	2528	2778	2952	3026	3100	3271	3516	3588	
Lenght mm 1350	€	633,00	657,00	687,00	702,00	711,00	729,00	747,00	765,00	789,00	801,00	846,00	882,00	891,00	
yy = N° elem. 30	W	1121	1821	2089	2169	2354	2615	2874	3053	3130	3206	3384	3637	3712	
Lenght mm 1395	€	654,10	678,90	709,90	725,40	734,70	753,30	771,90	790,50	815,30	827,70	874,20	911,40	920,70	
yy = N° elem. 31	W	1158	1882	2159	2241	2432	2702	2969	3155	3234	3313	3497	3758	3836	
Lenght mm 1440	€	675,20	700,80	732,80	748,80	758,40	777,60	796,80	816,00	841,60	854,40	902,40	940,80	950,40	
yy = N° elem. 32	W	1196	1943	2228	2314	2511	2789	3065	3257	3339	3420	3610	3879	3960	
Lenght mm 1485	€	696,30	722,70	755,70	772,20	782,10	801,90	821,70	841,50	867,90	881,10	930,60	970,20	980,10	
yy = N° elem. 33	W	1233	2003	2298	2386	2589	2877	3161	3359	3443	3527	3723	4001	4083	
Lenght mm 1530	€	717,40	744,60	778,60	795,60	805,80	826,20	846,60	867,00	894,20	907,80	958,80	999,60	1.009,80	
yy = N° elem. 34	W	1271	2064	2368	2458	2668	2964	3257	3461	3547	3634	3836	4122	4207	
Lenght mm 1575	€	738,50	766,50	801,50	819,00	829,50	850,50	871,50	892,50	920,50	934,50	987,00	1.029,00	1.039,50	
yy = N° elem. 35	W	1308	2125	2437	2530	2746	3051	3353	3562	3652	3741	3948	4243	4331	
Lenght mm 1620	€	759,60	788,40	824,40	842,40	853,20	874,80	896,40	918,00	946,80					
yy = N° elem. 36	W	1345	2186	2507	2603	2825	3138	3448	3664	3756					
Lenght mm 1665	€	780,70	810,30	847,30	865,80	876,90	899,10	921,30	943,50	973,10					
yy = N° elem. 37	W	1383	2246	2577	2675	2903	3225	3544	3766	3860					
Lenght mm 1710	€	801,80	832,20	870,20	889,20	900,60	923,40	946,20	969,00	999,40					
yy = N° elem. 38	W	1420	2307	2646	2747	2981	3312	3640	3868	3965					
Lenght mm 1755	€	822,90	854,10	893,10	912,60	924,30	947,70	971,10	994,50	1.025,70					
yy = N° elem. 39	W	1457	2368	2716	2820	3060	3400	3736	3969	4069					
Lenght mm 1800	€	844,00	876,00	916,00	936,00	948,00	972,00	996,00	1.020,00	1.052,00					
yy = N° elem. 40	W	1495	2428	2786	2892	3138	3487	3832	4071	4173					

RADIATORS' DATA (LENGHTS WITHOUT BUSHES)

		HEIGHT												
		750	765	815	865	885	900	1000	1200	1500	1800	2000	2200	2500
Lenght mm	**90**	€ 61,20	62,80	64,40	66,20	67,20	68,20	73,80	98,80	136,20	160,60	173,40	200,40	228,40
yy = N° elem.	*2*	W 276	281	297	314	320	325	358	422	518	613	676	739	832
Lenght mm	**135**	€ 91,80	94,20	96,60	99,30	100,80	102,30	110,70	148,20	204,30	240,90	260,10	300,60	342,60
yy = N° elem.	*3*	W 414	421	446	471	480	488	537	634	777	919	1014	1108	1249
Lenght mm	**180**	€ 122,40	125,60	128,80	132,40	134,40	136,40	147,60	197,60	272,40	321,20	346,80	400,80	456,80
yy = N° elem.	*4*	W 552	562	595	628	641	650	716	845	1036	1226	1352	1477	1665
Lenght mm	**225**	€ 153,00	157,00	161,00	165,50	168,00	170,50	184,50	247,00	340,50	401,50	433,50	501,00	571,00
yy = N° elem.	*5*	W 690	702	743	784	801	813	895	1056	1295	1532	1690	1846	2081
Lenght mm	**270**	€ 183,60	188,40	193,20	198,60	201,60	204,60	221,40	296,40	408,60	481,80	520,20	601,20	685,20
yy = N° elem.	*6*	W 827	842	892	941	961	976	1074	1267	1554	1839	2027	2216	2497
Lenght mm	**315**	€ 214,20	219,80	225,40	231,70	235,20	238,70	258,30	345,80	476,70	562,10	606,90	701,40	799,40
yy = N° elem.	*7*	W 965	983	1041	1098	1121	1138	1252	1478	1813	2145	2365	2585	2913
Lenght mm	**360**	€ 244,80	251,20	257,60	264,80	268,80	272,80	295,20	395,20	544,80	642,40	693,60	801,60	913,60
yy = N° elem.	*8*	W 1103	1123	1189	1255	1281	1301	1431	1690	2073	2452	2703	2954	3330
Lenght mm	**405**	€ 275,40	282,60	289,80	297,90	302,40	306,90	332,10	444,60	612,90	722,70	780,30	901,80	1.027,80
yy = N° elem.	*9*	W 1241	1264	1338	1412	1441	1464	1610	1901	2332	2758	3041	3323	3746
Lenght mm	**450**	€ 306,00	314,00	322,00	331,00	336,00	341,00	369,00	494,00	681,00	803,00	867,00	1.002,00	1.142,00
yy = N° elem.	*10*	W 1379	1404	1487	1569	1602	1626	1789	2112	2591	3065	3379	3693	4162
Lenght mm	**495**	€ 336,60	345,40	354,20	364,10	369,60	375,10	405,90	543,40	749,10	883,30	953,70	1.102,20	1.256,20
yy = N° elem.	*11*	W 1517	1544	1635	1726	1762	1789	1968	2323	2850	3371	3717	4062	4578
Lenght mm	**540**	€ 367,20	376,80	386,40	397,20	403,20	409,20	442,80	592,80	817,20	963,60	1.040,40	1.202,40	1.370,40
yy = N° elem.	*12*	W 1655	1685	1784	1883	1922	1951	2147	2535	3109	3678	4055	4431	4994
Lenght mm	**585**	€ 397,80	408,20	418,60	430,30	436,80	443,30	479,70	642,20	885,30	1.043,90	1.127,10		
yy = N° elem.	*13*	W 1793	1825	1933	2039	2082	2114	2326	2746	3368	3984	4393		
Lenght mm	**630**	€ 428,40	439,60	450,80	463,40	470,40	477,40	516,60	691,60	953,40	1.124,20	1.213,80		
yy = N° elem.	*14*	W 1931	1966	2081	2196	2242	2277	2505	2957	3627	4291	4731		
Lenght mm	**675**	€ 459,00	471,00	483,00	496,50	504,00	511,50	553,50	741,00	1.021,50	1.204,50	1.300,50		
yy = N° elem.	*15*	W 2069	2106	2230	2353	2402	2439	2684	3168	3886	4597	5069		
Lenght mm	**720**	€ 489,60	502,40	515,20	529,60	537,60	545,60	590,40						
yy = N° elem.	*16*	W 2207	2246	2379	2510	2563	2602	2863						
Lenght mm	**765**	€ 520,20	533,80	547,40	562,70	571,20	579,70	627,30						
yy = N° elem.	*17*	W 2344	2387	2527	2667	2723	2765	3042						
Lenght mm	**810**	€ 550,80	565,20	579,60	595,80	604,80	613,80	664,20						
yy = N° elem.	*18*	W 2482	2527	2676	2824	2883	2927	3221						
Lenght mm	**855**	€ 581,40	596,60	611,80	628,90	638,40	647,90	701,10						
yy = N° elem.	*19*	W 2620	2668	2825	2981	3043	3090	3399						
Lenght mm	**900**	€ 612,00	628,00	644,00	662,00	672,00	682,00	738,00						
yy = N° elem.	*20*	W 2758	2808	2973	3138	3203	3252	3578						
Lenght mm	**945**	€ 642,60	659,40	676,20	695,10	705,60	716,10	774,90						
yy = N° elem.	*21*	W 2896	2948	3122	3294	3363	3415	3757						
Lenght mm	**990**	€ 673,20	690,80	708,40	728,20	739,20	750,20	811,80						
yy = N° elem.	*22*	W 3034	3089	3271	3451	3524	3578	3936						
Lenght mm	**1035**	€ 703,80	722,20	740,60	761,30	772,80	784,30	848,70						
yy = N° elem.	*23*	W 3172	3229	3419	3608	3684	3740	4115						
Lenght mm	**1080**	€ 734,40	753,60	772,80	794,40	806,40	818,40	885,60						
yy = N° elem.	*24*	W 3310	3370	3568	3765	3844	3903	4294						
Lenght mm	**1125**	€ 765,00	785,00	805,00	827,50	840,00	852,50	922,50						
yy = N° elem.	*25*	W 3448	3510	3716	3922	4004	4066	4473						
Lenght mm	**1170**													
yy = N° elem.	*26*													
Lenght mm	**1215**													
yy = N° elem.	*27*													
Lenght mm	**1260**													
yy = N° elem.	*28*													
Lenght mm	**1305**													
yy = N° elem.	*29*													
Lenght mm	**1350**													
yy = N° elem.	*30*													
Lenght mm	**1395**													
yy = N° elem.	*31*													
Lenght mm	**1440**													
yy = N° elem.	*32*													
Lenght mm	**1485**													
yy = N° elem.	*33*													
Lenght mm	**1530**													
yy = N° elem.	*34*													
Lenght mm	**1575**													
yy = N° elem.	*35*													
Lenght mm	**1620**													
yy = N° elem.	*36*													
Lenght mm	**1665**													
yy = N° elem.	*37*													
Lenght mm	**1710**													
yy = N° elem.	*38*													
Lenght mm	**1755**													
yy = N° elem.	*39*													
Lenght mm	**1800**													
yy = N° elem.	*40*													

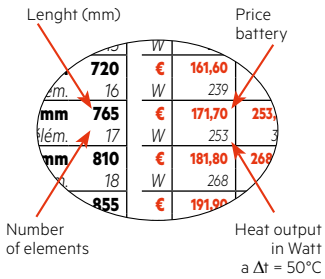

TESI CLEAN
8 elements, height 2000 mm. Quartz 2 finish (cod. 2C). Configuration cod. 02.

TESI CLEAN

Spaced elements

TESI CLEAN
Quartz 2 finish (cod. 2C). Configuration cod. 02.

TESI CLEAN is the evolution of the historic IRSAP Tesi product.
Thanks to its specialstructure featuring single, spaced elements, TESI CLEAN can be used in special environmentssuch as nursing homes, schools and hospitals where the radiators mustbe kept particularly clean.
The main features of this product are:
• The 65 mm distance between one element and another
• The absence of corners and sharp edges
• The possibility of connection tovarious types of water connections (see pages 38 and 39).

TESI CLEAN is available inany number of columns (from 2 to 6 columns) and any height (from 300 mm to 2500mm).
Thanks to its special structure with round tubes (25 mm diameter) it is alsoideal for low temperature systems. The heat yields of TESI CLEAN have been measuredpursuant to EN 442 technical standards.

Due to its possible applications (in schools, nursing homes and hospitals) TESI CLEAN can be treated with antibacterial paint.
The antibacterial paint is available in Standard White (request quotation).

Technical Specifications:
- 25 mm diameter sheet steel tubes
- pressed sheet steel manifolds
- 65 mm long elements (element pitch)
- 1 1/4" G right and left threading at the end of the upper and lower manifolds
- maximum working pressure 10 bar
- maximum working temperature 95°C

Finishes available	Surcharge
Standard White	-
Classic finishes	+15%
Special finishes	+25%
Loft finishes (cod. TR)	+40%
Other RAL colors	+40% following feasibility study

Finishing codes see page 588.

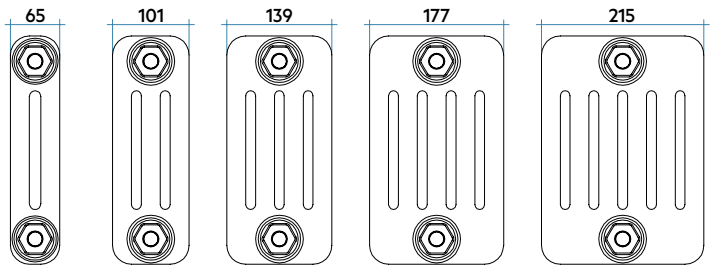

TESI 2 CLEAN | TESI 3 CLEAN | TESI 4 CLEAN | TESI 5 CLEAN | TESI 6 CLEAN

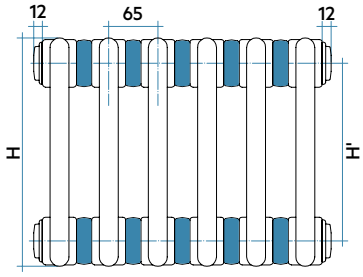

EN 442 EURONORM
CE 11
EN442-1

MAXIMUM NUMBER OF ELEMENTS SUPPLIED WELDED ON A SINGLE RADIATOR																		
MODEL	**300**	**350**	**365**	**400**	**450**	**500**	**550**	**600**	**650**	**750**	**900**	**1000**	**1200**	**1500**	**1800**	**2000**	**2200**	**2500**
TESI 2 CLEAN	28	28	28	28	28	28	28	28	28	28	28	28	28	26	22	22	18	18
TESI 3 CLEAN	28	28	28	28	28	28	28	28	28	28	28	28	28	22	20	20	15	15
TESI 4 CLEAN	28	28	28	28	28	28	28	28	28	28	28	28	28	18	15	15	12	12
TESI 5 CLEAN	28	28	28	28	28	28	28	28	28	28	28	28	28	15	15	15	12	12
TESI 6 CLEAN	28	28	28	28	28	28	28	28	28	25	25	25	25	15	15	15	12	12

Key Codes

Height
Standard White colour code.
For different colour codes see the colours page 588

RK 2 0300 | YY | 01 | IR | 02 | N

Number of elements
Packing code
Radiator with plugs assembled. For other configurations and water connections see page 58

TESI CLEAN

Spaced elements

SPECIFICATIONS FOR SINGLE ELEMENT

Model		Code	Depth	Height	Conn. centre	Weigh	Capacity	Thermal Power Δt=50°C		Δt=40°C	Δt=30°C	Δt=20°C	Exp.	Price
			mm	H mm	H' mm	Kg	lt	Btu/h	**Watt**	Watt	**Watt (*)**	Watt	n.	€
Tesi 2 Clean	300	**RK 2 0300 YY 01 IR 02 N**	65	302	235	0,58	0,53	94,2	**27,6**	20,8	**14,5**	8,7	1,263	**26,20**
	350	**RK 2 0350 YY 01 IR 02 N**	65	352	285	0,64	0,57	108,5	**31,8**	24,0	**16,7**	10,0	1,265	**26,40**
	365	**RK 2 0365 YY 01 IR 02 N**	65	367	300	0,66	0,58	112,9	**33,1**	25,0	**17,3**	10,4	1,265	**26,70**
	400	**RK 2 0400 YY 01 IR 02 N**	65	402	335	0,70	0,61	122,8	**36,0**	27,1	**18,9**	11,3	1,267	**27,00**
	450	**RK 2 0450 YY 01 IR 02 N**	65	452	385	0,76	0,65	137,2	**40,2**	30,3	**21,0**	12,6	1,269	**27,30**
	500	**RK 2 0500 YY 01 IR 02 N**	65	502	435	0,82	0,69	151,2	**44,3**	33,4	**23,1**	13,8	1,271	**27,60**
	550	**RK 2 0550 YY 01 IR 02 N**	65	552	485	0,88	0,74	165,1	**48,4**	36,4	**25,3**	15,1	1,273	**27,80**
	600	**RK 2 0600 YY 01 IR 02 N**	65	602	535	0,94	0,78	179,1	**52,5**	39,5	**27,4**	16,3	1,275	**28,10**
	650	**RK 2 0650 YY 01 IR 02 N**	65	652	585	1,00	0,82	193,1	**56,6**	42,6	**29,5**	17,6	1,277	**28,40**
	750	**RK 2 0750 YY 01 IR 02 N**	65	752	685	1,12	0,90	220,8	**64,7**	48,6	**33,6**	20,0	1,281	**28,70**
	900	**RK 2 0900 YY 01 IR 02 N**	65	902	835	1,29	1,03	262,0	**76,8**	57,6	**39,8**	23,6	1,286	**29,50**
	1000	**RK 2 1000 YY 01 IR 02 N**	65	1002	935	1,50	1,10	289,7	**84,9**	63,7	**43,9**	26,0	1,290	**39,30**
	1200	**RK 2 1200 YY 01 IR 02 N**	65	1202	1135	1,76	1,26	344,3	**100,9**	75,6	**52,1**	30,8	1,296	**41,40**
	1500	**RK 2 1500 YY 01 IR 02 N**	65	1502	1435	2,15	1,51	426,8	**125,1**	93,5	**64,3**	37,9	1,303	**45,90**
	1800	**RK 2 1800 YY 01 IR 02 N**	65	1802	1735	2,54	1,75	509,8	**149,4**	111,5	**76,5**	45,0	1,311	**50,20**
	2000	**RK 2 2000 YY 01 IR 02 N**	65	2002	1935	2,80	1,92	565,4	**165,7**	123,8	**85,0**	50,1	1,306	**54,60**
	2200	**RK 2 2200 YY 01 IR 02 N**	65	2202	2135	3,06	2,08	621,0	**182,0**	136,1	**93,6**	55,2	1,302	**57,90**
	2500	**RK 2 2500 YY 01 IR 02 N**	65	2502	2435	3,45	2,32	705,6	**206,8**	154,9	**106,8**	63,1	1,295	**63,30**
Tesi 3 Clean	300	**RK 3 0300 YY 01 IR 02 N**	101	302	235	0,73	0,71	124,9	**36,6**	27,6	**19,2**	11,6	1,258	**27,80**
	350	**RK 3 0350 YY 01 IR 02 N**	101	352	285	0,82	0,77	144,7	**42,4**	32,0	**22,2**	13,3	1,262	**28,10**
	365	**RK 3 0365 YY 01 IR 02 N**	101	367	300	0,85	0,79	150,5	**44,1**	33,3	**23,1**	13,9	1,264	**28,40**
	400	**RK 3 0400 YY 01 IR 02 N**	101	402	335	0,91	0,83	164,5	**48,2**	36,3	**25,2**	15,1	1,266	**28,70**
	450	**RK 3 0450 YY 01 IR 02 N**	101	452	385	1,00	0,90	183,9	**53,9**	40,6	**28,2**	16,8	1,270	**29,20**
	500	**RK 3 0500 YY 01 IR 02 N**	101	502	435	1,09	0,96	203,0	**59,5**	44,8	**31,0**	18,5	1,274	**29,50**
	550	**RK 3 0550 YY 01 IR 02 N**	101	552	485	1,18	1,02	222,5	**65,2**	49,0	**33,9**	20,2	1,278	**30,50**
	600	**RK 3 0600 YY 01 IR 02 N**	101	602	535	1,26	1,08	241,6	**70,8**	53,2	**36,8**	21,9	1,282	**31,10**
	650	**RK 3 0650 YY 01 IR 02 N**	101	652	585	1,35	1,15	260,7	**76,4**	57,3	**39,6**	23,5	1,286	**31,70**
	750	**RK 3 0750 YY 01 IR 02 N**	101	752	685	1,53	1,27	298,6	**87,5**	65,5	**45,2**	26,7	1,294	**32,80**
	900	**RK 3 0900 YY 01 IR 02 N**	101	902	835	1,80	1,46	354,8	**104,0**	77,7	**53,4**	31,4	1,306	**33,30**
	1000	**RK 3 1000 YY 01 IR 02 N**	101	1002	935	2,11	1,56	392,0	**114,9**	85,7	**58,7**	34,5	1,315	**33,80**
	1200	**RK 3 1200 YY 01 IR 02 N**	101	1202	1135	2,50	1,81	466,1	**136,6**	101,8	**69,8**	40,9	1,316	**49,20**
	1500	**RK 3 1500 YY 01 IR 02 N**	101	1502	1435	3,08	2,18	575,9	**168,8**	125,8	**86,1**	50,5	1,318	**58,90**
	1800	**RK 3 1800 YY 01 IR 02 N**	101	1802	1735	3,67	2,54	684,1	**200,5**	149,4	**102,2**	59,9	1,319	**66,60**
	2000	**RK 3 2000 YY 01 IR 02 N**	101	2002	1935	4,05	2,79	755,4	**221,4**	165,0	**112,9**	66,1	1,319	**68,80**
	2200	**RK 3 2200 YY 01 IR 02 N**	101	2202	2135	4,44	3,03	826,4	**242,2**	180,5	**123,5**	72,4	1,318	**74,20**
	2500	**RK 3 2500 YY 01 IR 02 N**	101	2502	2435	5,03	3,40	931,8	**273,1**	203,6	**139,4**	81,8	1,316	**80,80**
Tesi 4 Clean	300	**RK 4 0300 YY 01 IR 02 N**	139	302	235	0,96	0,89	157,0	**46,0**	34,6	**24,0**	14,3	1,273	**30,50**
	350	**RK 4 0350 YY 01 IR 02 N**	139	352	285	1,07	0,97	181,5	**53,2**	40,0	**27,7**	16,5	1,278	**31,10**
	365	**RK 4 0365 YY 01 IR 02 N**	139	367	300	1,11	1,00	189,0	**55,4**	41,6	**28,8**	17,2	1,279	**31,30**
	400	**RK 4 0400 YY 01 IR 02 N**	139	402	335	1,19	1,06	206,1	**60,4**	45,4	**31,4**	18,7	1,282	**31,50**
	450	**RK 4 0450 YY 01 IR 02 N**	139	452	385	1,31	1,14	230,7	**67,6**	50,7	**35,1**	20,8	1,286	**31,70**
	500	**RK 4 0500 YY 01 IR 02 N**	139	502	435	1,43	1,22	254,9	**74,7**	56,0	**38,7**	22,9	1,290	**32,30**
	550	**RK 4 0550 YY 01 IR 02 N**	139	552	485	1,55	1,30	279,1	**81,8**	61,3	**42,2**	25,0	1,294	**32,80**
	600	**RK 4 0600 YY 01 IR 02 N**	139	602	535	1,67	1,39	303,0	**88,8**	66,5	**45,8**	27,0	1,298	**33,80**
	650	**RK 4 0650 YY 01 IR 02 N**	139	652	585	1,78	1,47	326,9	**95,8**	71,7	**49,3**	29,1	1,302	**35,00**
	750	**RK 4 0750 YY 01 IR 02 N**	139	752	685	2,02	1,64	374,3	**109,7**	81,9	**56,2**	33,0	1,310	**36,00**
	900	**RK 4 0900 YY 01 IR 02 N**	139	902	835	2,38	1,89	444,9	**130,4**	97,1	**66,4**	38,8	1,322	**39,30**
	1000	**RK 4 1000 YY 01 IR 02 N**	139	1002	935	2,79	2,03	491,3	**144,0**	107,0	**73,0**	42,6	1,330	**41,40**
	1200	**RK 4 1200 YY 01 IR 02 N**	139	1202	1135	3,31	2,36	583,5	**171,0**	127,2	**86,8**	50,7	1,327	**58,90**
	1500	**RK 4 1500 YY 01 IR 02 N**	139	1502	1435	4,09	2,85	719,6	**210,9**	157,0	**107,3**	62,7	1,324	**69,90**
	1800	**RK 4 1800 YY 01 IR 02 N**	139	1802	1735	4,87	3,34	853,3	**250,1**	186,3	**127,4**	74,6	1,320	**77,50**
	2000	**RK 4 2000 YY 01 IR 02 N**	139	2002	1935	5,39	3,66	941,0	**275,8**	205,5	**140,6**	82,3	1,320	**83,00**
	2200	**RK 4 2200 YY 01 IR 02 N**	139	2202	2135	5,90	3,99	1.028,0	**301,3**	224,5	**153,6**	90,0	1,319	**90,60**
	2500	**RK 4 2500 YY 01 IR 02 N**	139	2502	2435	6,68	4,48	1.157,0	**339,1**	252,7	**172,9**	101,3	1,319	**99,30**
Tesi 5 Clean	300	**RK 5 0300 YY 01 IR 02 N**	177	302	235	1,26	0,95	193,5	**56,7**	42,7	**29,6**	17,6	1,275	**35,00**
	350	**RK 5 0350 YY 01 IR 02 N**	177	352	285	1,41	1,06	223,5	**65,5**	49,2	**34,1**	20,3	1,278	**35,50**
	365	**RK 5 0365 YY 01 IR 02 N**	177	367	300	1,45	1,09	232,7	**68,2**	51,3	**35,5**	21,1	1,279	**36,00**
	400	**RK 5 0400 YY 01 IR 02 N**	177	402	335	1,55	1,16	253,5	**74,3**	55,8	**38,6**	23,0	1,281	**36,40**
	450	**RK 5 0450 YY 01 IR 02 N**	177	452	385	1,70	1,27	283,2	**83,0**	62,3	**43,1**	25,6	1,284	**36,80**
	500	**RK 5 0500 YY 01 IR 02 N**	177	502	435	1,85	1,37	312,9	**91,7**	68,8	**47,5**	28,2	1,287	**37,10**
	550	**RK 5 0550 YY 01 IR 02 N**	177	552	485	2,00	1,47	342,2	**100,3**	75,2	**51,9**	30,8	1,290	**38,30**
	600	**RK 5 0600 YY 01 IR 02 N**	177	602	535	2,15	1,58	371,2	**108,8**	81,5	**56,2**	33,3	1,293	**38,80**
	650	**RK 5 0650 YY 01 IR 02 N**	177	652	585	2,29	1,68	400,2	**117,3**	87,8	**60,5**	35,8	1,296	**39,30**
	750	**RK 5 0750 YY 01 IR 02 N**	177	752	685	2,59	1,89	457,5	**134,1**	100,3	**69,0**	40,7	1,301	**41,40**
	900	**RK 5 0900 YY 01 IR 02 N**	177	902	835	3,03	2,20	542,8	**159,1**	118,8	**81,5**	47,9	1,310	**44,70**
	1000	**RK 5 1000 YY 01 IR 02 N**	177	1002	935	3,56	2,38	599,1	**175,6**	130,9	**89,7**	52,6	1,316	**45,90**
	1200	**RK 5 1200 YY 01 IR 02 N**	177	1202	1135	4,20	2,79	710,0	**208,1**	155,2	**106,3**	62,4	1,315	**66,60**
	1500	**RK 5 1500 YY 01 IR 02 N**	177	1502	1435	5,18	3,40	873,8	**256,1**	191,0	**130,8**	76,8	1,315	**80,80**
	1800	**RK 5 1800 YY 01 IR 02 N**	177	1802	1735	6,15	4,01	1.034,2	**303,1**	226,1	**154,9**	90,9	1,314	**90,60**
	2000	**RK 5 2000 YY 01 IR 02 N**	177	2002	1935	6,80	4,42	1.139,6	**334,0**	249,1	**170,6**	100,1	1,315	**98,30**
	2200	**RK 5 2200 YY 01 IR 02 N**	177	2202	2135	7,44	4,83	1.243,7	**364,5**	271,7	**186,1**	109,1	1,317	**105,90**
	2500	**RK 5 2500 YY 01 IR 02 N**	177	2502	2435	8,42	5,44	1.397,6	**409,6**	305,2	**208,9**	122,4	1,318	**115,80**
Tesi 6 Clean	300	**RK 6 0300 YY 01 IR 02 N**	215	302	235	1,48	1,13	229,6	**67,3**	50,7	**35,2**	21,1	1,268	**38,30**
	350	**RK 6 0350 YY 01 IR 02 N**	215	352	285	1,66	1,26	265,1	**77,7**	58,5	**40,6**	24,3	1,270	**39,00**
	365	**RK 6 0365 YY 01 IR 02 N**	215	367	300	1,71	1,29	276,0	**80,9**	60,9	**42,3**	25,2	1,271	**39,30**
	400	**RK 6 0400 YY 01 IR 02 N**	215	402	335	1,84	1,38	300,6	**88,1**	66,3	**46,0**	27,4	1,273	**39,80**
	450	**RK 6 0450 YY 01 IR 02 N**	215	452	385	2,01	1,50	336,1	**98,5**	74,1	**51,4**	30,6	1,275	**40,40**
	500	**RK 6 0500 YY 01 IR 02 N**	215	502	435	2,19	1,63	370,9	**108,7**	81,8	**56,6**	33,7	1,277	**40,90**
	550	**RK 6 0550 YY 01 IR 02 N**	215	552	485	2,37	1,75	405,7	**118,9**	89,4	**61,9**	36,8	1,279	**42,60**
	600	**RK 6 0600 YY 01 IR 02 N**	215	602	535	2,55	1,88	440,1	**129,0**	96,9	**67,0**	39,9	1,282	**43,70**
	650	**RK 6 0650 YY 01 IR 02 N**	215	652	585	2,72	2,00	474,3	**139,0**	104,4	**72,1**	42,9	1,284	**44,70**
	750	**RK 6 0750 YY 01 IR 02 N**	215	752	685	3,08	2,25	542,5	**159,0**	119,3	**82,3**	48,8	1,288	**45,90**
	900	**RK 6 0900 YY 01 IR 02 N**	215	902	835	3,61	2,63	643,2	**188,5**	141,2	**97,3**	57,5	1,295	**49,20**
	1000	**RK 6 1000 YY 01 IR 02 N**	215	1002	935	4,24	2,84	709,7	**208,0**	155,6	**107,1**	63,2	1,300	**52,40**
	1200	**RK 6 1200 YY 01 IR 02 N**	215	1202	1135	5,02	3,33	841,1	**246,5**	184,4	**126,8**	74,8	1,301	**75,40**
	1500	**RK 6 1500 YY 01 IR 02 N**	215	1502	1435	6,18	4,07	1.034,9	**303,3**	226,8	**155,9**	92,0	1,302	**92,90**
	1800	**RK 6 1800 YY 01 IR 02 N**	215	1802	1735	7,35	4,80	1.224,6	**358,9**	268,3	**184,4**	108,7	1,304	**104,80**
	2000	**RK 6 2000 YY 01 IR 02 N**	215	2002	1935	8,13	5,29	1.349,1	**395,4**	295,1	**202,3**	118,9	1,312	**114,70**
	2200	**RK 6 2200 YY 01 IR 02 N**	215	2202	2135	8,90	5,78	1.472,3	**431,5**	321,4	**219,9**	128,8	1,320	**123,40**
	2500	**RK 6 2500 YY 01 IR 02 N**	215	2502	2435	10,07	6,52	1.654,5	**484,9**	360,2	**245,6**	143,1	1,332	**137,60**

(*) Thanks to the high performance of Irsap TESI CLEAN radiators, the ideal Δt for low temperature projects is Δt at 30°C..

For Δt different from 50°C use the formula: $Q=Qn\ (\Delta t / 50)^{n}$

TESI 5 BENCH VERTICAL
22 elements, height 302 mm, total lenght 1014 mm. Ivory finish (cod. 02). Configuration cod. 08.
SEAT NOT SUPPLIED

TESI BENCH

Vertical

TESI 5 BENCH VERTICAL
Ivory finish (cod. 02). Configuration cod. 08.

Technical features:

- tubes made of 25 mm diameter sheet steel
- manifolds made of pressed sheet steel
- elements 45 mm long (element pitch)
- threading 1"1/4 G right and left on top and bottom manifold
- mounted 1/2" plugs supplied as standard
- maximum working pressure 10 bar
- maximum working temperature 95°C
- standard hydraulic connection supplied Cod. 02

TESI BENCH VERTICAL is a particular version of the classical Tesi tubular radiators. It is composed of columns going from 4 up to 6 and of the following number of elements: 22, 28, 32, 36, 38, 45, 52.
The lengths are from 1014 mm to 2364 mm and it is 300 mm high.
Perfect and for private installations or for public areas (gym, nursery, school...).
The seat is not supplied.
The technical drawing refers to Tesi Bench Vertical with 22 sections.

Finishes available	Surcharge
Standard White	-
Classic finishes	+15%
Special finishes	+25%
Loft finishes (cod. TR)	+40%
Other RAL colors	+40% following feasibility study

Finishing codes see page 588.

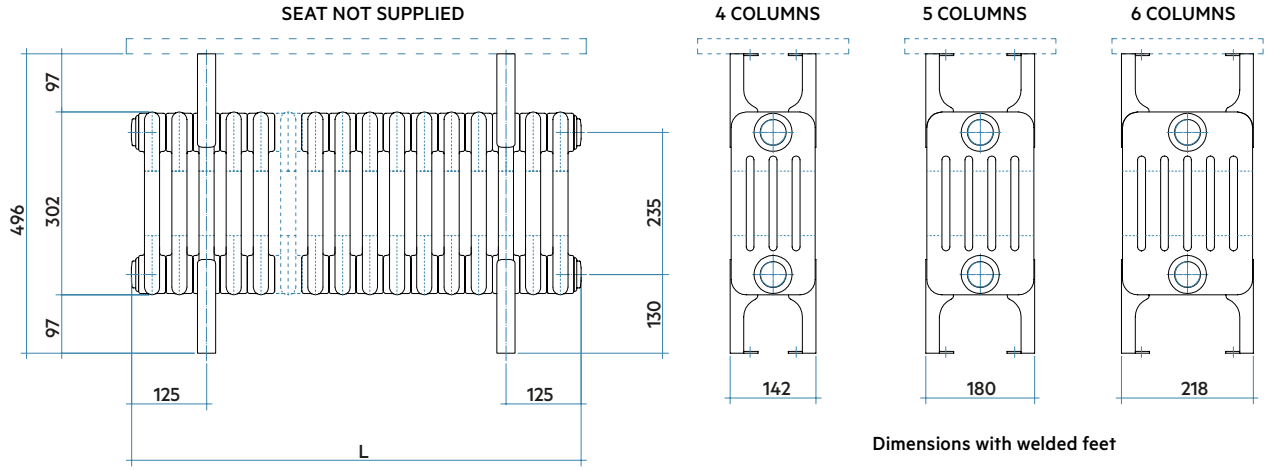

Dimensions with welded feet

L = (45 - 0.2 x num. elements) + 0.7 + 24

Chart for feet's positioning

			Feet Position			
Columns	n° sections	n° welded feet	1°	2°	3°	4°
4 - 5 - 6	22	2	3rd el	20th el	-	-
4 - 5 - 6	28	2	3rd el	26th el	-	-
4 - 5 - 6	32	3	3rd el	16th el	30th el	-
4 - 5 - 6	36	3	3rd el	18th el	34th el	-
4 - 5 - 6	38	4	3rd el	14th el	25th el	36th el
4 - 5 - 6	45	4	3rd el	16th el	30th el	43th el
4 - 5 - 6	52	4	3rd el	18th el	35th el	50th el

TESI 4-5-6 BENCH

Vertical

EN 442 EURONORM

CE 01
EN442-1

TESI 4 BENCH VERTICAL

Model	Code	Depth	"B" Height	"F" Total Height	"L" Tot. Lenght	"A" Conn.centre	Weight	L Capacity	Thermal Power Δt=50°C		Δt=40°C	Δt=30°C		Δt=20°C	Exp.	Price
		mm	mm	mm	mm	mm	Kg	lt	Btu/h	**Watt (*)**	Watt	**Watt (*)**		Watt	n.	**Euro**
4C 0300 el. 22	**RT 4 0300 22 01 A4 02 N FIS-AG**	142	302	496	1014	235	18,2	17,2	2.717	**926**	700	**486**		293	1,258	**531,70**
4C 0300 el. 28	**RT 4 0300 28 01 A4 02 N FIS-AG**	142	302	496	1284	235	23,2	21,8	3.458	**1.179**	890	**619**		372	1,258	**625,50**
4C 0300 el. 32	**RT 4 0300 32 01 A4 02 N FIS-AG**	142	302	496	1464	235	26,5	25,0	3.952	**1.347**	1.018	**707**		426	1,258	**735,00**
4C 0300 el. 36	**RT 4 0300 36 01 A4 02 N FIS-AG**	142	302	496	1644	235	29,8	28,1	4.446	**1.516**	1.145	**796**		479	1,258	**797,50**
4C 0300 el. 38	**RT 4 0300 38 01 A4 02 N FIS-AG**	142	302	496	1734	235	31,5	29,6	4.693	**1.600**	1.208	**840**		505	1,258	**828,80**
4C 0300 el. 45	**RT 4 0300 45 01 A4 02 N FIS-AG**	142	302	496	2049	235	37,3	35,1	5.558	**1.895**	1.431	**995**		599	1,258	**987,30**
4C 0300 el. 52	**RT 4 0300 52 01 A4 02 N FIS-AG**	142	302	496	2364	235	43,1	40,6	6.422	**2.189**	1.654	**1.149**		692	1,258	**1.143,80**

TESI 5 BENCH VERTICAL

Model	Code	Depth	"B" Height	"F" Total Height	"L" Tot. Lenght	"A" Conn.centre	Weight	L Capacity	Thermal Power Δt=50°C		Δt=40°C	Δt=30°C		Δt=20°C	Exp.	Price
		mm	mm	mm	mm	mm	Kg	lt	Btu/h	**Watt (*)**	Watt	**Watt (*)**		Watt	n.	**Euro**
5C 0300 el. 22	**RT 5 0300 22 01 A4 02 N FIS-AG**	180	302	496	1014	235	24,9	20,9	3.318	**1.131**	851	**590**		352	1,276	**610,10**
5C 0300 el. 28	**RT 5 0300 28 01 A4 02 N FIS-AG**	180	302	496	1284	235	31,7	26,6	4.222	**1.439**	1.084	**750**		448	1,276	**725,10**
5C 0300 el. 32	**RT 5 0300 32 01 A4 02 N FIS-AG**	180	302	496	1464	235	36,2	30,4	4.826	**1.645**	1.238	**858**		512	1,276	**848,80**
5C 0300 el. 36	**RT 5 0300 36 01 A4 02 N FIS-AG**	180	302	496	1644	235	40,8	34,2	5.429	**1.850**	1.393	**965**		576	1,276	**925,70**
5C 0300 el. 38	**RT 5 0300 38 01 A4 02 N FIS-AG**	180	302	496	1734	235	43,0	36,1	5.730	**1.953**	1.471	**1.018**		608	1,276	**964,20**
5C 0300 el. 45	**RT 5 0300 45 01 A4 02 N FIS-AG**	180	302	496	2049	235	50,9	42,8	6.786	**2.313**	1.742	**1.206**		720	1,276	**1.147,70**
5C 0300 el. 52	**RT 5 0300 52 01 A4 02 N FIS-AG**	180	302	496	2364	235	58,9	49,4	7.842	**2.673**	2.012	**1.394**		832	1,276	**1.329,00**

TESI 6 BENCH VERTICAL

Model	Code	Depth	"B" Height	"F" Total Height	"L" Tot. Lenght	"A" Conn.centre	Weight	L Capacity	Thermal Power Δt=50°C		Δt=40°C	Δt=30°C		Δt=20°C	Exp.	Price
		mm	mm	mm	mm	mm	Kg	lt	Btu/h	**Watt (*)**	Watt	**Watt (*)**		Watt	n.	**Euro**
6C 0300 el. 22	**RT 6 0300 22 01 A4 02 N FIS-AG**	218	302	496	1014	235	29,8	24,9	3.918	**1.335**	1.001	**691**		409	1,293	**659,70**
6C 0300 el. 28	**RT 6 0300 28 01 A4 02 N FIS-AG**	218	302	496	1284	235	37,9	31,6	4.987	**1.700**	1.274	**879**		521	1,293	**788,50**
6C 0300 el. 32	**RT 6 0300 32 01 A4 02 N FIS-AG**	218	302	496	1464	235	43,3	36,2	5.699	**1.942**	1.456	**1.005**		595	1,293	**921,20**
6C 0300 el. 36	**RT 6 0300 36 01 A4 02 N FIS-AG**	218	302	496	1644	235	48,7	40,7	6.412	**2.185**	1.638	**1.130**		670	1,293	**1.007,10**
6C 0300 el. 38	**RT 6 0300 38 01 A4 02 N FIS-AG**	218	302	496	1734	235	51,5	42,9	6.768	**2.307**	1.729	**1.193**		707	1,293	**1.050,00**
6C 0300 el. 45	**RT 6 0300 45 01 A4 02 N FIS-AG**	218	302	496	2049	235	60,9	50,8	8.015	**2.732**	2.048	**1.413**		837	1,293	**1.249,40**
6C 0300 el. 52	**RT 6 0300 52 01 A4 02 N FIS-AG**	218	302	496	2364	235	70,4	58,8	9.261	**3.156**	2.366	**1.633**		967	1,293	**1.446,40**

(*)Thanks to the high performance of TESI BENCH radiators, the ideal Δt for low temperature projects is Δt at 30°C.
For Δt different from 50°C use the formula: $Q=Qn\ (\Delta t / 50)^{n}$

Key Codes

Standard White colour code.
For different colour codes see the colours page 588

Height

RT 4 0300 | 22 | 01 | A4 | 02 | N FIS-AG

Number of columns — Number of elements — Packing code — Product code for TESI BENCH

Decorative & Technical Accessories



Kit Valves and Lockshield valve
Pag. 550

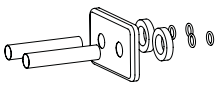

Pipe cover kit
Pag. 554

TESI 6 BENCH HORIZONTAL
6 elements, lenght 1500 mm. Ivory finish (cod. 02). Configuration cod. 08.
SEAT NOT SUPPLIED

TESI BENCH

Horizontal

TESI 6 BENCH HORIZONTAL
Ivory finish (cod. 02). Configuration cod. 08.

Technical features:

- tubes made of 25 mm diameter sheet steel
- manifolds made of pressed sheet steel
- elements 45 mm long (element pitch)
- threading 1"1/4 G right and left on top and bottom manifold
- mounted 1/2" plugs supplied as standard
- maximum working pressure 10 bar
- maximum working temperature 95°C
- standard hydraulic connection supplied Cod. 02

TESI BENCH HORIZONTAL is a particular version of the classical Tesi tubular radiators. It is composed of columns going from 3 up to 6 and of the following number of elements: 4, 5, 6, 7, 8.
The seat is not supplied.

For Tesi Bench Horizontal 1200 and 1500 mm lenght there are 2 supports; for Tesi Bench Horizontal 1800, 2000, 2200 and 2500 mm there are 3 supports.

Finishes available	Surcharge
Standard White	-
Classic finishes	+15%
Special finishes	+25%
Loft finishes (cod. TR)	+40%
Other RAL colors	+40% following feasibility study

Finishing codes see page 588.

SEAT NOT SUPPLIED

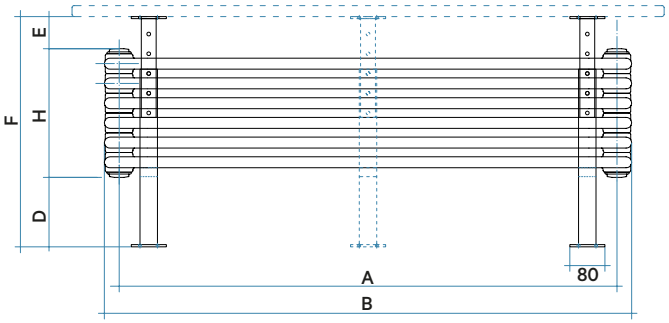

3 COLUMNS 4 COLUMNS 5 COLUMNS 6 COLUMNS

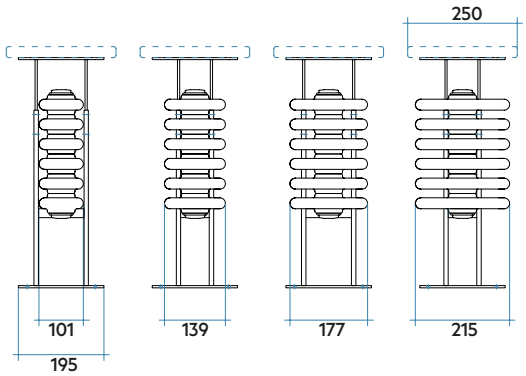

Dimensions of foot

D = 158 mm; E = 73 mm

TESI 3 BENCH

Horizontal

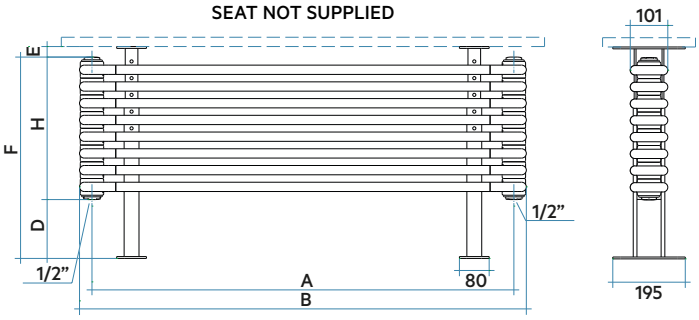

D = 158 mm; E = 73 mm

EN 442 EURONORM

CE 01
EN442-1

Model	Code	Depth	"B" Length	"H" Height	"F" (D + E + H) Tot. Height	"A" Rad. Conn.centre	Weight	L Capacity	Thermal Power Δt=50°C Btu/h	Δt=50°C Watt (*)	Δt=40°C Watt	Δt=30°C Watt (*)	Δt=20°C Watt	Exp. n.	Price Euro
		mm	mm	mm	mm	mm	Kg	lt							
3C 1200 el. 04	**RT 3 1200 04 01 A4 02 N FIS-AG**	101	1200	204	435	1135	9,6	6,8	1.347	**459**	342	**234**	137	1,320	**456,90**
3C 1500 el. 04	**RT 3 1500 04 01 A4 02 N FIS-AG**	101	1500	204	435	1435	11,8	8,3	1.664	**567**	421	**287**	168	1,330	**493,90**
3C 1800 el. 04	**RT 3 1800 04 01 A4 02 N FIS-AG**	101	1800	204	435	1735	14,2	9,7	1.983	**676**	503	**343**	201	1,330	**618,20**
3C 2000 el. 04	**RT 3 2000 04 01 A4 02 N FIS-AG**	101	2000	204	435	1935	15,7	10,7	2.197	**749**	558	**382**	224	1,318	**628,80**
3C 2200 el. 04	**RT 3 2200 04 01 A4 02 N FIS-AG**	101	2200	204	435	2135	17,3	11,7	2.414	**823**	614	**421**	248	1,310	**745,10**
3C 2500 el. 04	**RT 3 2500 04 01 A4 02 N FIS-AG**	101	2500	204	435	2435	19,6	13,2	2.743	**935**	700	**482**	284	1,299	**763,80**
3C 1200 el. 05	**RT 3 1200 05 01 A4 02 N FIS-AG**	101	1200	249	480	1135	12,0	8,5	1.684	**574**	428	**292**	171	1,320	**484,40**
3C 1500 el. 05	**RT 3 1500 05 01 A4 02 N FIS-AG**	101	1500	249	480	1435	14,8	10,3	2.080	**709**	527	**359**	210	1,330	**530,40**
3C 1800 el. 05	**RT 3 1800 05 01 A4 02 N FIS-AG**	101	1800	249	480	1735	17,7	12,2	2.479	**845**	629	**429**	251	1,330	**663,20**
3C 2000 el. 05	**RT 3 2000 05 01 A4 02 N FIS-AG**	101	2000	249	480	1935	19,6	13,4	2.747	**936**	698	**478**	280	1,318	**676,40**
3C 2200 el. 05	**RT 3 2200 05 01 A4 02 N FIS-AG**	101	2200	249	480	2135	21,6	14,6	3.018	**1.029**	768	**527**	310	1,310	**799,10**
3C 2500 el. 05	**RT 3 2500 05 01 A4 02 N FIS-AG**	101	2500	249	480	2435	24,5	16,4	3.429	**1.169**	875	**602**	356	1,299	**822,30**
3C 1200 el. 06	**RT 3 1200 06 01 A4 02 N FIS-AG**	101	1200	294	525	1135	14,4	10,2	2.020	**689**	513	**350**	205	1,320	**512,10**
3C 1500 el. 06	**RT 3 1500 06 01 A4 02 N FIS-AG**	101	1500	294	525	1435	17,7	12,4	2.495	**850**	632	**431**	251	1,330	**567,20**
3C 1800 el. 06	**RT 3 1800 06 01 A4 02 N FIS-AG**	101	1800	294	525	1735	21,2	14,6	2.974	**1.013**	754	**515**	301	1,330	**708,30**
3C 2000 el. 06	**RT 3 2000 06 01 A4 02 N FIS-AG**	101	2000	294	525	1935	23,6	16,1	3.296	**1.123**	837	**573**	336	1,318	**724,10**
3C 2200 el. 06	**RT 3 2200 06 01 A4 02 N FIS-AG**	101	2200	294	525	2135	25,9	17,5	3.621	**1.234**	921	**632**	371	1,310	**853,10**
3C 2500 el. 06	**RT 3 2500 06 01 A4 02 N FIS-AG**	101	2500	294	525	2435	29,4	19,7	4.115	**1.402**	1.049	**722**	427	1,299	**881,00**
3C 1200 el. 07	**RT 3 1200 07 01 A4 02 N FIS-AG**	101	1200	339	570	1135	16,8	11,9	2.357	**804**	599	**409**	239	1,320	**539,50**
3C 1500 el. 07	**RT 3 1500 07 01 A4 02 N FIS-AG**	101	1500	339	570	1435	20,7	14,5	2.911	**992**	737	**503**	293	1,330	**604,00**
3C 1800 el. 07	**RT 3 1800 07 01 A4 02 N FIS-AG**	101	1800	339	570	1735	24,8	17,0	3.470	**1.182**	880	**601**	351	1,330	**753,30**
3C 2000 el. 07	**RT 3 2000 07 01 A4 02 N FIS-AG**	101	2000	339	570	1935	27,5	18,8	3.845	**1.310**	977	**669**	392	1,318	**771,80**
3C 2200 el. 07	**RT 3 2200 07 01 A4 02 N FIS-AG**	101	2200	339	570	2135	30,2	20,4	4.225	**1.440**	1.075	**737**	433	1,310	**907,00**
3C 2500 el. 07	**RT 3 2500 07 01 A4 02 N FIS-AG**	101	2500	339	570	2435	34,3	23,0	4.801	**1.636**	1.224	**843**	498	1,299	**939,70**
3C 1200 el. 08	**RT 3 1200 08 01 A4 02 N FIS-AG**	101	1200	384	615	1135	19,2	13,6	2.694	**918**	684	**467**	274	1,320	**567,10**
3C 1500 el. 08	**RT 3 1500 08 01 A4 02 N FIS-AG**	101	1500	384	615	1435	23,6	16,6	3.327	**1.134**	842	**574**	335	1,330	**640,80**
3C 1800 el. 08	**RT 3 1800 08 01 A4 02 N FIS-AG**	101	1800	384	615	1735	28,3	19,4	3.966	**1.351**	1.006	**686**	402	1,330	**798,40**
3C 2000 el. 08	**RT 3 2000 08 01 A4 02 N FIS-AG**	101	2000	384	615	1935	31,4	21,4	4.394	**1.498**	1.116	**764**	448	1,318	**819,50**
3C 2200 el. 08	**RT 3 2200 08 01 A4 02 N FIS-AG**	101	2200	384	615	2135	34,5	23,4	4.828	**1.646**	1.228	**842**	495	1,310	**961,10**
3C 2500 el. 08	**RT 3 2500 08 01 A4 02 N FIS-AG**	101	2500	384	615	2435	39,2	26,3	5.486	**1.870**	1.399	**963**	569	1,299	**998,20**

(*)Thanks to the high performance of TESI BENCH radiators, the ideal Δt for low temperature projects is Δt at 30°C.
For Δt different from 50°C use the formula: $Q=Qn\ (\Delta t / 50)^{n}$

Key Codes

Lenght — Standard White colour code. For different colour codes see the colours page 588

RT 3 1200 | 04 | 01 | A4 | 02 | N FIS-AG

Number of columns — Number of elements — Packing code — Product code for TESI BENCH

Decorative & Technical Accessories

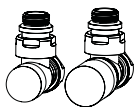

Kit Valves and Lockshield valve
Pag. 550

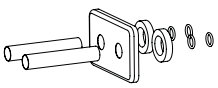

Pipe cover kit
Pag. 554

TESI 4 BENCH

Horizontal

Technical features:

- tubes made of 25 mm diameter sheet steel
- manifolds made of pressed sheet steel
- elements 45 mm long (element pitch)
- threading 1"1/4 G right and left on top and bottom manifold
- mounted 1/2" plugs supplied as standard
- maximum working pressure 10 bar
- maximum working temperature 95°C
- standard hydraulic connection supplied Cod. 02

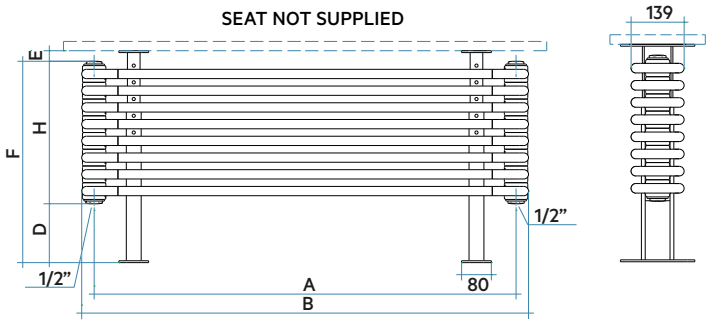

D = 158 mm; E = 73 mm

CE 01 EN442-1 EN 442 EURONORM

Model	Code	Depth	"B" Length	"H" Height	"F" (D + E + H) Tot. Height	Rad. Conn.centre "A"	Weight	L Capacity	Thermal Power Δt=50°C		Δt=40°C	Δt=30°C	Δt=20°C	Exp.	Price
		mm	mm	mm	mm	mm	Kg	lt	Btu/h	**Watt (*)**	Watt	**Watt (*)**	Watt	n.	**Euro**
4C 1200 el. 04	**RT 4 1200 04 01 A4 02 N FIS-AG**	139	1200	204	435	1135	12,7	9,0	1.746	**595**	442	**301**	175	1,335	**483,90**
4C 1500 el. 04	**RT 4 1500 04 01 A4 02 N FIS-AG**	139	1500	204	435	1435	15,8	11,0	2.144	**730**	543	**371**	216	1,328	**528,70**
4C 1800 el. 04	**RT 4 1800 04 01 A4 02 N FIS-AG**	139	1800	204	435	1735	19,0	12,9	2.536	**864**	644	**440**	258	1,321	**653,10**
4C 2000 el. 04	**RT 4 2000 04 01 A4 02 N FIS-AG**	139	2000	204	435	1935	21,0	14,2	2.795	**952**	710	**486**	285	1,317	**677,20**
4C 2200 el. 04	**RT 4 2200 04 01 A4 02 N FIS-AG**	139	2200	204	435	2135	23,1	15,5	3.052	**1.040**	776	**532**	312	1,312	**797,00**
4C 2500 el. 04	**RT 4 2500 04 01 A4 02 N FIS-AG**	139	2500	204	435	2435	26,2	17,5	3.436	**1.171**	875	**601**	354	1,306	**829,80**
4C 1200 el. 05	**RT 4 1200 05 01 A4 02 N FIS-AG**	139	1200	249	480	1135	15,9	11,2	2.183	**744**	553	**376**	219	1,335	**518,10**
4C 1500 el. 05	**RT 4 1500 05 01 A4 02 N FIS-AG**	139	1500	249	480	1435	19,8	13,7	2.680	**913**	679	**464**	271	1,328	**574,30**
4C 1800 el. 05	**RT 4 1800 05 01 A4 02 N FIS-AG**	139	1800	249	480	1735	23,7	16,1	3.170	**1.080**	805	**550**	322	1,321	**707,00**
4C 2000 el. 05	**RT 4 2000 05 01 A4 02 N FIS-AG**	139	2000	249	480	1935	26,3	17,8	3.494	**1.191**	888	**608**	357	1,317	**737,10**
4C 2200 el. 05	**RT 4 2200 05 01 A4 02 N FIS-AG**	139	2200	249	480	2135	28,9	19,4	3.815	**1.300**	970	**665**	391	1,312	**863,80**
4C 2500 el. 05	**RT 4 2500 05 01 A4 02 N FIS-AG**	139	2500	249	480	2435	32,8	21,9	4.296	**1.464**	1.094	**751**	443	1,306	**904,90**
4C 1200 el. 06	**RT 4 1200 06 01 A4 02 N FIS-AG**	139	1200	294	525	1135	19,1	13,5	2.620	**893**	663	**451**	263	1,335	**552,50**
4C 1500 el. 06	**RT 4 1500 06 01 A4 02 N FIS-AG**	139	1500	294	525	1435	23,8	16,4	3.215	**1.096**	815	**556**	325	1,328	**619,80**
4C 1800 el. 06	**RT 4 1800 06 01 A4 02 N FIS-AG**	139	1800	294	525	1735	28,4	19,4	3.803	**1.296**	965	**660**	386	1,321	**745,20**
4C 2000 el. 06	**RT 4 2000 06 01 A4 02 N FIS-AG**	139	2000	294	525	1935	31,5	21,3	4.192	**1.429**	1.065	**729**	428	1,317	**797,00**
4C 2200 el. 06	**RT 4 2200 06 01 A4 02 N FIS-AG**	139	2200	294	525	2135	34,7	23,3	4.578	**1.560**	1.164	**798**	469	1,312	**930,80**
4C 2500 el. 06	**RT 4 2500 06 01 A4 02 N FIS-AG**	139	2500	294	525	2435	39,3	26,2	5.155	**1.757**	1.313	**901**	531	1,306	**980,00**
4C 1200 el. 07	**RT 4 1200 07 01 A4 02 N FIS-AG**	139	1200	339	570	1135	22,3	15,8	3.056	**1.042**	774	**526**	307	1,335	**586,70**
4C 1500 el. 07	**RT 4 1500 07 01 A4 02 N FIS-AG**	139	1500	339	570	1435	27,7	19,2	3.751	**1.278**	951	**649**	379	1,328	**665,30**
4C 1800 el. 07	**RT 4 1800 07 01 A4 02 N FIS-AG**	139	1800	339	570	1735	33,2	22,6	4.437	**1.512**	1.126	**770**	451	1,321	**814,60**
4C 2000 el. 07	**RT 4 2000 07 01 A4 02 N FIS-AG**	139	2000	339	570	1935	36,8	24,8	4.891	**1.667**	1.243	**851**	499	1,317	**856,80**
4C 2200 el. 07	**RT 4 2200 07 01 A4 02 N FIS-AG**	139	2200	339	570	2135	40,4	27,2	5.341	**1.820**	1.358	**931**	547	1,312	**997,80**
4C 2500 el. 07	**RT 4 2500 07 01 A4 02 N FIS-AG**	139	2500	339	570	2435	45,9	30,6	6.014	**2.050**	1.532	**1.051**	620	1,306	**1.055,10**
4C 1200 el. 08	**RT 4 1200 08 01 A4 02 N FIS-AG**	139	1200	384	615	1135	25,5	18,0	3.493	**1.190**	884	**602**	350	1,335	**621,10**
4C 1500 el. 08	**RT 4 1500 08 01 A4 02 N FIS-AG**	139	1500	384	615	1435	31,7	21,9	4.287	**1.461**	1.086	**742**	433	1,328	**710,80**
4C 1800 el. 08	**RT 4 1800 08 01 A4 02 N FIS-AG**	139	1800	384	615	1735	37,9	25,8	5.071	**1.728**	1.287	**880**	515	1,321	**868,50**
4C 2000 el. 08	**RT 4 2000 08 01 A4 02 N FIS-AG**	139	2000	384	615	1935	42,1	28,4	5.590	**1.905**	1.420	**972**	570	1,317	**916,50**
4C 2200 el. 08	**RT 4 2200 08 01 A4 02 N FIS-AG**	139	2200	384	615	2135	46,2	31,0	6.104	**2.080**	1.552	**1.064**	625	1,312	**1.064,80**
4C 2500 el. 08	**RT 4 2500 08 01 A4 02 N FIS-AG**	139	2500	384	615	2435	52,4	35,0	6.873	**2.342**	1.750	**1.202**	708	1,306	**1.130,50**

(*)Thanks to the high performance of TESI BENCH radiators, the ideal Δt for low temperature projects is Δt at 30°C.
For Δt different from 50°C use the formula: $Q=Qn\ (\Delta t / 50)^n$

Key Codes

Lenght — Standard White colour code. For different colour codes see the colours page 588

RT 4 1200 | 04 | 01 | A4 | 02 | N FIS-AG

Number of columns — Number of elements — Packing code — Product code for TESI BENCH

Decorative & Technical Accessories

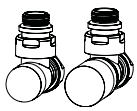

Kit Valves and Lockshield valve
Pag. 550

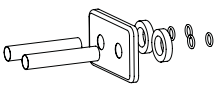

Pipe cover kit
Pag. 554

Finishes available	Surcharge
Standard White	-
Classic finishes	+15%
Special finishes	+25%
Loft finishes (cod. TR)	+40%
Other RAL colors	+40% following feasibility study

Finishing codes see page 588.

TESI 5 BENCH

Horizontal

Technical features:

- tubes made of 25 mm diameter sheet steel
- manifolds made of pressed sheet steel
- elements 45 mm long (element pitch)
- threading 1"1/4 G right and left on top and bottom manifold
- mounted 1/2" plugs supplied as standard
- maximum working pressure 10 bar
- maximum working temperature 95°C
- standard hydraulic connection supplied Cod. 02

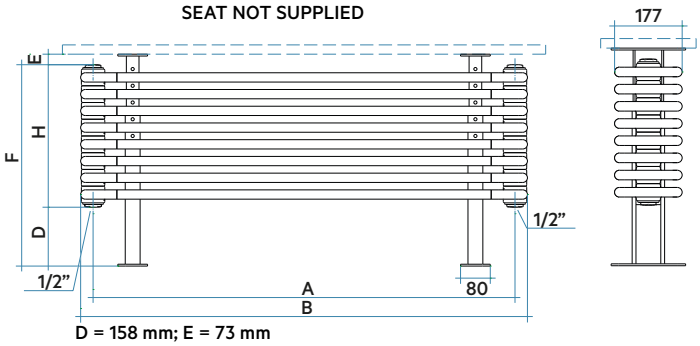

D = 158 mm; E = 73 mm

CE 01 EN442-1 EN 442 EURONORM

Model	Code	Depth	"B" Length	"H" Height	"F" (D + E + H) Tot. Height	"A" Rad. Conn.centre	Weight	L Capacity	Thermal Power Δt=50°C Btu/h	Δt=50°C Watt (*)	Δt=40°C Watt	Δt=30°C Watt (*)	Δt=20°C Watt	Exp.	Price
		mm	mm	mm	mm	mm	Kg	lt	Btu/h	Watt (*)	Watt	Watt (*)	Watt	n.	Euro
5C 1200 el. 04	**RT 5 1200 04 01 A4 02 N FIS-AG**	177	1200	204	435	1135	16,3	11,1	2.113	**720**	532	**361**	208	1,353	**518,90**
5C 1500 el. 04	**RT 5 1500 04 01 A4 02 N FIS-AG**	177	1500	204	435	1435	20,2	13,6	2.592	**883**	656	**446**	260	1,337	**582,40**
5C 1800 el. 04	**RT 5 1800 04 01 A4 02 N FIS-AG**	177	1800	204	435	1735	24,1	16,0	3.066	**1.045**	777	**530**	310	1,327	**716,70**
5C 2000 el. 04	**RT 5 2000 04 01 A4 02 N FIS-AG**	177	2000	204	435	1935	26,7	17,7	3.380	**1.152**	858	**586**	343	1,323	**747,30**
5C 2200 el. 04	**RT 5 2200 04 01 A4 02 N FIS-AG**	177	2200	204	435	2135	29,3	19,3	3.693	**1.258**	938	**642**	376	1,320	**870,90**
5C 2500 el. 04	**RT 5 2500 04 01 A4 02 N FIS-AG**	177	2500	204	435	2435	33,2	21,8	4.161	**1.418**	1.058	**725**	426	1,314	**914,70**
5C 1200 el. 05	**RT 5 1200 05 01 A4 02 N FIS-AG**	177	1200	249	480	1135	20,4	13,9	2.641	**900**	666	**451**	261	1,353	**561,90**
5C 1500 el. 05	**RT 5 1500 05 01 A4 02 N FIS-AG**	177	1500	249	480	1435	25,2	17,0	3.240	**1.104**	820	**558**	325	1,337	**641,30**
5C 1800 el. 05	**RT 5 1800 05 01 A4 02 N FIS-AG**	177	1800	249	480	1735	30,1	20,0	3.833	**1.306**	972	**663**	387	1,327	**786,30**
5C 2000 el. 05	**RT 5 2000 05 01 A4 02 N FIS-AG**	177	2000	249	480	1935	33,4	22,1	4.226	**1.440**	1.072	**733**	429	1,323	**824,70**
5C 2200 el. 05	**RT 5 2200 05 01 A4 02 N FIS-AG**	177	2200	249	480	2135	36,6	24,1	4.617	**1.573**	1.172	**802**	470	1,320	**956,40**
5C 2500 el. 05	**RT 5 2500 05 01 A4 02 N FIS-AG**	177	2500	249	480	2435	41,4	27,2	5.201	**1.773**	1.322	**906**	532	1,314	**1.011,20**
5C 1200 el. 06	**RT 5 1200 06 01 A4 02 N FIS-AG**	177	1200	294	525	1135	24,5	16,7	3.169	**1.080**	799	**541**	313	1,353	**604,90**
5C 1500 el. 06	**RT 5 1500 06 01 A4 02 N FIS-AG**	177	1500	294	525	1435	30,3	20,4	3.888	**1.325**	983	**670**	389	1,337	**700,20**
5C 1800 el. 06	**RT 5 1800 06 01 A4 02 N FIS-AG**	177	1800	294	525	1735	36,1	24,1	4.600	**1.567**	1.166	**796**	464	1,327	**856,00**
5C 2000 el. 06	**RT 5 2000 06 01 A4 02 N FIS-AG**	177	2000	294	525	1935	40,0	26,5	5.071	**1.728**	1.286	**879**	514	1,323	**902,10**
5C 2200 el. 06	**RT 5 2200 06 01 A4 02 N FIS-AG**	177	2200	294	525	2135	43,9	28,9	5.540	**1.888**	1.406	**962**	563	1,320	**1.041,90**
5C 2500 el. 06	**RT 5 2500 06 01 A4 02 N FIS-AG**	177	2500	294	525	2435	49,7	32,6	6.241	**2.127**	1.586	**1.087**	638	1,314	**1.107,50**
5C 1200 el. 07	**RT 5 1200 07 01 A4 02 N FIS-AG**	177	1200	339	570	1135	28,5	19,5	3.697	**1.260**	932	**631**	365	1,353	**648,10**
5C 1500 el. 07	**RT 5 1500 07 01 A4 02 N FIS-AG**	177	1500	339	570	1435	35,4	23,8	4.536	**1.546**	1.147	**781**	454	1,337	**759,20**
5C 1800 el. 07	**RT 5 1800 07 01 A4 02 N FIS-AG**	177	1800	339	570	1735	42,2	28,1	5.366	**1.828**	1.360	**928**	542	1,327	**925,60**
5C 2000 el. 07	**RT 5 2000 07 01 A4 02 N FIS-AG**	177	2000	339	570	1935	46,7	30,9	5.916	**2.016**	1.501	**1.026**	600	1,323	**979,30**
5C 2200 el. 07	**RT 5 2200 07 01 A4 02 N FIS-AG**	177	2200	339	570	2135	51,2	33,7	6.463	**2.202**	1.641	**1.123**	657	1,320	**1.127,40**
5C 2500 el. 07	**RT 5 2500 07 01 A4 02 N FIS-AG**	177	2500	339	570	2435	58,0	38,1	7.281	**2.482**	1.851	**1.268**	745	1,314	**1.204,10**
5C 1200 el. 08	**RT 5 1200 08 01 A4 02 N FIS-AG**	177	1200	384	615	1135	32,6	22,2	4.226	**1.440**	1.065	**722**	417	1,353	**691,10**
5C 1500 el. 08	**RT 5 1500 08 01 A4 02 N FIS-AG**	177	1500	384	615	1435	40,4	27,2	5.184	**1.766**	1.311	**893**	519	1,337	**818,00**
5C 1800 el. 08	**RT 5 1800 08 01 A4 02 N FIS-AG**	177	1800	384	615	1735	48,2	32,1	6.133	**2.090**	1.554	**1.061**	619	1,327	**995,60**
5C 2000 el. 08	**RT 5 2000 08 01 A4 02 N FIS-AG**	177	2000	384	615	1935	53,4	35,4	6.761	**2.304**	1.715	**1.172**	686	1,323	**1.056,60**
5C 2200 el. 08	**RT 5 2200 08 01 A4 02 N FIS-AG**	177	2200	384	615	2135	58,5	38,6	7.386	**2.517**	1.875	**1.283**	751	1,320	**1.212,90**
5C 2500 el. 08	**RT 5 2500 08 01 A4 02 N FIS-AG**	177	2500	384	615	2435	66,3	43,5	8.322	**2.836**	2.115	**1.450**	851	1,314	**1.300,40**

(*)Thanks to the high performance of TESI BENCH radiators, the ideal Δt for low temperature projects is Δt at 30°C.
For Δt different from 50°C use the formula: $Q=Qn\ (\Delta t / 50)^{n}$

Key Codes

Lenght — Standard White colour code. For different colour codes see the colours page 588

RT 5 1200 | 04 | 01 | A4 | 02 | N FIS-AG

Number of columns — Number of elements — Packing code — Product code for TESI BENCH

Decorative & Technical Accessories

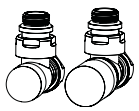

Kit Valves and Lockshield valve
Pag. 550

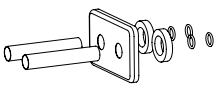

Pipe cover kit
Pag. 554

Finishes available	Surcharge
Standard White	-
Classic finishes	+15%
Special finishes	+25%
Loft finishes (cod. TR)	+40%
Other RAL colors	+40% following feasibility study

Finishing codes see page 588.

TESI 6 BENCH

Horizontal

Technical features:

- tubes made of 25 mm diameter sheet steel
- manifolds made of pressed sheet steel
- elements 45 mm long (element pitch)
- threading 1"1/4 G right and left on top and bottom manifold
- mounted 1/2" plugs supplied as standard
- maximum working pressure 10 bar
- maximum working temperature 95°C
- standard hydraulic connection supplied Cod. 02

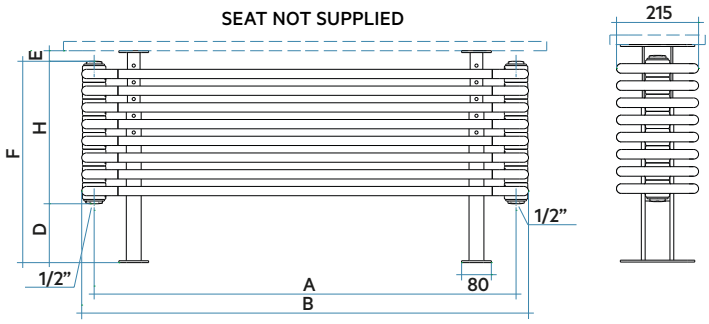

D = 158 mm; E = 73 mm

CE 01 EN442-1 EN 442 EURONORM

Model	Code	Depth	"B" Length	"H" Height	"F" (D + E + H) Tot. Height	"A" Rad. Conn.centre	Weight	L Capacity	Thermal Power Δt=50°C Btu/h	Δt=50°C **Watt (*)**	Δt=40°C Watt	Δt=30°C **Watt (*)**	Δt=20°C Watt	Exp. n.	**Price Euro**
		mm	mm	mm	mm	mm	Kg	lt							
6C 1200 el. 04	**RT 6 1200 04 01 A4 02 N FIS-AG**	215	1200	204	435	1135	19,6	13,3	2.479	**845**	622	**419**	240	1,371	**549,90**
6C 1500 el. 04	**RT 6 1500 04 01 A4 02 N FIS-AG**	215	1500	204	435	1435	24,2	16,2	3.041	**1.036**	768	**521**	302	1,346	**626,50**
6C 1800 el. 04	**RT 6 1800 04 01 A4 02 N FIS-AG**	215	1800	204	435	1735	28,9	19,2	3.597	**1.226**	910	**620**	361	1,334	**768,70**
6C 2000 el. 04	**RT 6 2000 04 01 A4 02 N FIS-AG**	215	2000	204	435	1935	32,0	21,2	3.966	**1.352**	1.004	**685**	400	1,330	**794,70**
6C 2200 el. 04	**RT 6 2200 04 01 A4 02 N FIS-AG**	215	2200	204	435	2135	35,1	23,1	4.334	**1.477**	1.098	**750**	438	1,327	**941,10**
6C 2500 el. 04	**RT 6 2500 04 01 A4 02 N FIS-AG**	215	2500	204	435	2435	39,8	26,0	4.885	**1.665**	1.240	**848**	496	1,322	**999,50**
6C 1200 el. 05	**RT 6 1200 05 01 A4 02 N FIS-AG**	215	1200	249	480	1135	24,4	16,6	3.099	**1.056**	778	**524**	301	1,371	**600,70**
6C 1500 el. 05	**RT 6 1500 05 01 A4 02 N FIS-AG**	215	1500	249	480	1435	30,3	20,3	3.801	**1.296**	960	**652**	378	1,346	**696,50**
6C 1800 el. 05	**RT 6 1800 05 01 A4 02 N FIS-AG**	215	1800	249	480	1735	36,1	24,0	4.497	**1.533**	1.138	**776**	452	1,334	**851,60**
6C 2000 el. 05	**RT 6 2000 05 01 A4 02 N FIS-AG**	215	2000	249	480	1935	40,0	26,4	4.958	**1.690**	1.256	**857**	500	1,330	**884,00**
6C 2200 el. 05	**RT 6 2200 05 01 A4 02 N FIS-AG**	215	2200	249	480	2135	43,9	28,9	5.418	**1.847**	1.373	**938**	548	1,327	**1.044,00**
6C 2500 el. 05	**RT 6 2500 05 01 A4 02 N FIS-AG**	215	2500	249	480	2435	49,7	32,5	6.107	**2.081**	1.550	**1.060**	620	1,322	**1.117,00**
6C 1200 el. 06	**RT 6 1200 06 01 A4 02 N FIS-AG**	215	1200	294	525	1135	29,3	20,0	3.719	**1.267**	933	**629**	361	1,371	**651,50**
6C 1500 el. 06	**RT 6 1500 06 01 A4 02 N FIS-AG**	215	1500	294	525	1435	36,3	24,4	4.561	**1.555**	1.151	**782**	453	1,346	**766,40**
6C 1800 el. 06	**RT 6 1800 06 01 A4 02 N FIS-AG**	215	1800	294	525	1735	43,3	28,8	5.396	**1.839**	1.366	**931**	542	1,334	**934,30**
6C 2000 el. 06	**RT 6 2000 06 01 A4 02 N FIS-AG**	215	2000	294	525	1935	48,0	31,7	5.949	**2.027**	1.507	**1.028**	599	1,330	**973,10**
6C 2200 el. 06	**RT 6 2200 06 01 A4 02 N FIS-AG**	215	2200	294	525	2135	52,7	34,7	6.501	**2.216**	1.648	**1.125**	657	1,327	**1.147,00**
6C 2500 el. 06	**RT 6 2500 06 01 A4 02 N FIS-AG**	215	2500	294	525	2435	59,7	39,1	7.328	**2.497**	1.859	**1.271**	744	1,322	**1.234,50**
6C 1200 el. 07	**RT 6 1200 07 01 A4 02 N FIS-AG**	215	1200	339	570	1135	34,2	23,3	4.339	**1.478**	1.089	**734**	421	1,371	**702,30**
6C 1500 el. 07	**RT 6 1500 07 01 A4 02 N FIS-AG**	215	1500	339	570	1435	42,4	28,4	5.321	**1.814**	1.343	**912**	529	1,346	**836,30**
6C 1800 el. 07	**RT 6 1800 07 01 A4 02 N FIS-AG**	215	1800	339	570	1735	50,6	33,6	6.295	**2.146**	1.593	**1.086**	632	1,334	**1.016,90**
6C 2000 el. 07	**RT 6 2000 07 01 A4 02 N FIS-AG**	215	2000	339	570	1935	56,0	37,0	6.941	**2.365**	1.758	**1.199**	699	1,330	**1.062,30**
6C 2200 el. 07	**RT 6 2200 07 01 A4 02 N FIS-AG**	215	2200	339	570	2135	61,4	40,5	7.585	**2.585**	1.922	**1.313**	767	1,327	**1.249,80**
6C 2500 el. 07	**RT 6 2500 07 01 A4 02 N FIS-AG**	215	2500	339	570	2435	69,6	45,6	8.549	**2.913**	2.169	**1.483**	868	1,322	**1.352,20**
6C 1200 el. 08	**RT 6 1200 08 01 A4 02 N FIS-AG**	215	1200	384	615	1135	39,1	26,6	4.958	**1.690**	1.244	**838**	481	1,371	**753,10**
6C 1500 el. 08	**RT 6 1500 08 01 A4 02 N FIS-AG**	215	1500	384	615	1435	48,4	32,5	6.082	**2.073**	1.535	**1.042**	604	1,346	**906,40**
6C 1800 el. 08	**RT 6 1800 08 01 A4 02 N FIS-AG**	215	1800	384	615	1735	57,8	38,4	7.194	**2.452**	1.821	**1.241**	722	1,334	**1.099,80**
6C 2000 el. 08	**RT 6 2000 08 01 A4 02 N FIS-AG**	215	2000	384	615	1935	64,0	42,3	7.932	**2.703**	2.009	**1.370**	799	1,330	**1.151,50**
6C 2200 el. 08	**RT 6 2200 08 01 A4 02 N FIS-AG**	215	2200	384	615	2135	70,2	46,2	8.668	**2.954**	2.197	**1.500**	876	1,327	**1.353,00**
6C 2500 el. 08	**RT 6 2500 08 01 A4 02 N FIS-AG**	215	2500	384	615	2435	79,6	52,1	9.770	**3.330**	2.479	**1.695**	992	1,322	**1.469,80**

(*)Thanks to the high performance of TESI BENCH radiators, the ideal Δt for low temperature projects is Δt at 30°C.
For Δt different from 50°C use the formula: $Q=Qn\ (\Delta t / 50)^n$

Key Code:

Lenght — Standard White colour code. For different colour codes see the colours page 588

RT 6 1200 | 04 | 01 | A4 | 02 | N FIS-AG

Number of columns — Number of elements — Packing code — Product code for TESI BENCH

Decorative & Technical Accessories

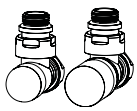

Kit Valves and Lockshield valve
Pag. 550

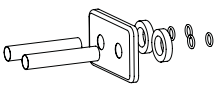

Pipe cover kit
Pag. 554

Finishes available	Surcharge
Standard White	-
Classic finishes	+15%
Special finishes	+25%
Loft finishes (cod. TR)	+40%
Other RAL colors	+40% following feasibility study

Finishing codes see page 588.

TESI

Special Arrangements and Accessories

TESI

CONFIGURATIONS / HYDRAULIC CONNECTIONS

- **Mobile baffle**
- **Welded baffle**
- **Inlet**
- **Outlet**
- **1/2" or 3/8" blind plug**
- **1/2" welded connection**
- **1/2"- 1/4" - 3/8" air vent**

KEY

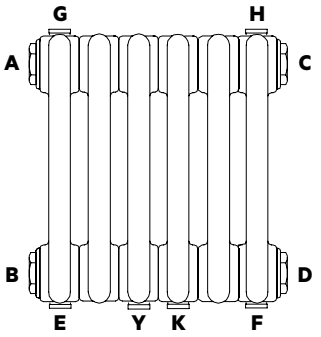

A = top left plug
B = bottom left plug
C = top right plug
D = bottom right plug
E = 1/2" manifold bottom left
F = 1/2" manifold bottom right
G = 1/2" manifold top left
H = 1/2" manifold top right
Y = 1/2" mm pitch bottom manifolds
K = 1/2" mm pitch bottom manifolds

Side connections

Cod. 02

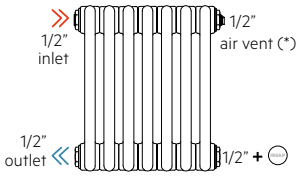

Connection standards
No extra charge

Cod. 05

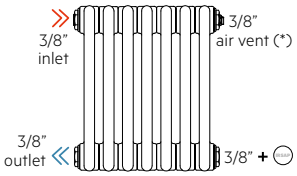

Connection standards
No extra charge

Cod. 06

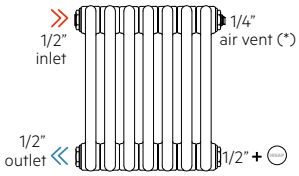

Connection standards
No extra charge

Cod. 07

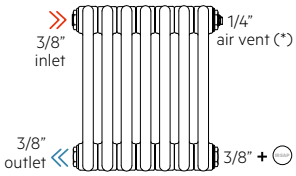

Connection standards
No extra charge

Bottom connection

Cod. 02 (•)

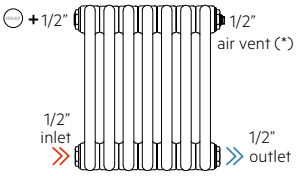

Connection standards
No extra charge

Cod. 05 (•)

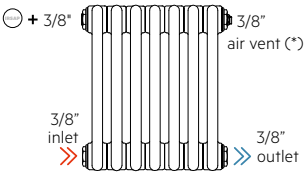

Connection standards
No extra charge

Cod. 06 (•)

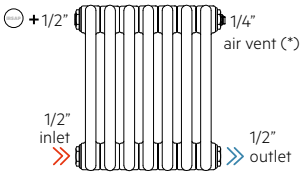

Connection standards
No extra charge

Cod. 07 (•)

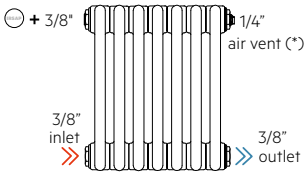

Connection standards
No extra charge

• For TESI radiators lower than 1000 mm or radiators with more than 15 sections.

Opposite connection

Cod. 02

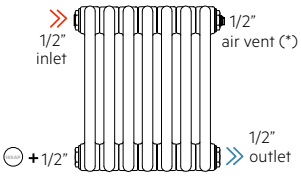

Connection standards
No extra charge

Cod. 05

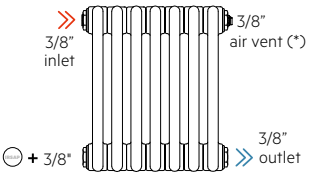

Connection standards
No extra charge

Cod. 06

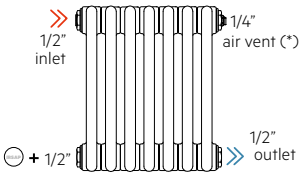

Connection standards
No extra charge

Cod. 07

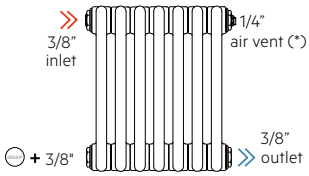

Connection standards
No extra charge

Bottom connection with standard baffle

Cod. 08

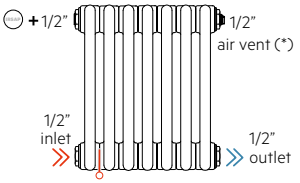

Bottom connection
with mobile baffle
€ 11,00

Cod. 09

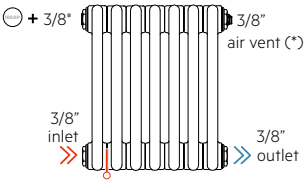

Bottom connection
with mobile baffle
€ 11,00

Cod. 10

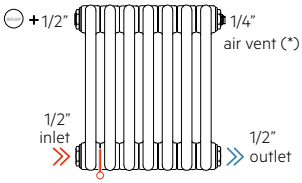

Bottom connection
with mobile baffle
€ 11,00

Cod. 11

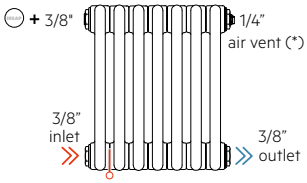

Bottom connection
with mobile baffle
€ 11,00

Connections on the top part with welded baffle

Cod. 12

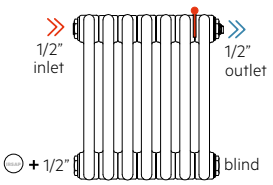

Top connections
with welded baffle
€ 39,00

Cod. 13

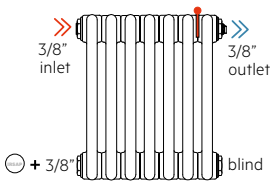

Top connections
with welded baffle
€ 39,00

Opposite connection with standard baffle and welded baffle

Cod. 14

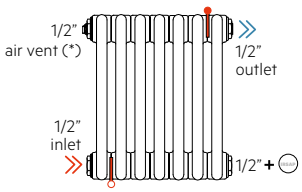

Opposite connections with
welded and standard baffle
€ 49,00

Cod. 15

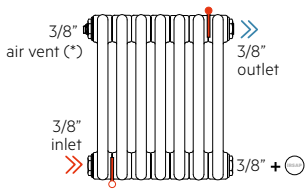

Opposite connections with
welded and standard baffle
€ 49,00

Horizontal single pipe connection

Cod. 22

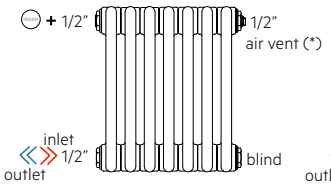

Pipe
connection
€ 15,00

Cod. 23

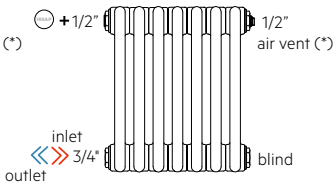

Pipe
connection
€ 15,00

Standard Connections 3/4"

Cod. 30

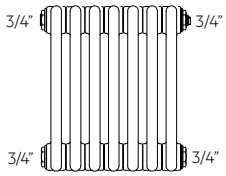

Connection standards
(with air vent and blind plug)
No extra charge

Customised Configuration

Cod. TAM

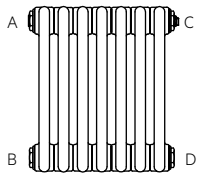

Configuration customised
by the customer
€ 15,00

Other configurations are possible with different bush diameters:
1"; 3/4"; 1/2"; 3/8" and 1/4" blind.
ALWAYS STATE THE POSITION OF THE BUSHES

(*) The vent valve and the wall fixing brackets are not included in the price of the unit.

- See Page 63 to order closing caps and reducing connectors (unassembled).
- The configurations proposed **(COD. 02, 05, 06 and 07)** cover the most commonly used connections.
- The remaining configurations permit quick and easy installation even in unusual system situations.
- The reduction to 1/2" or 3/8", hex socket head (Allen wrench 8 mm) is equipped with an ABS cover marked IRSAP. The finish is perfectly integrated with the design of the radiator and is white in color for the Standard White radiators and chrome colored radiators.

Tesi with the manifolds and plugs assembled

Cod. 16

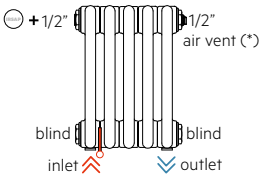

Connection with
couplings on first and last
element and baffle
€ 93,00

Cod. 17

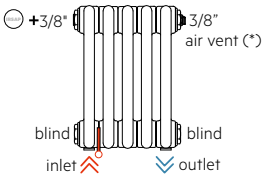

Connection with
couplings on first and last
element and baffle
€ 93,00

Cod. 18

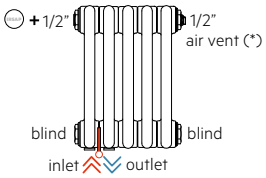

Connection with
couplings, 50 mm pitch,
and baffle
€ 93,00

Cod. 19

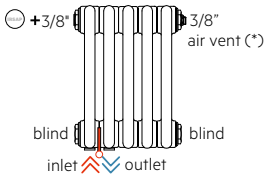

Connection with
couplings, 50 mm pitch,
and baffle
€ 93,00

Cod. 20

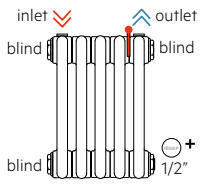

Connection with
couplings from above and
welded baffle
€ 107,00

Cod. 21

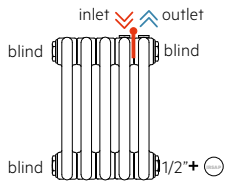

Connection with
couplings from above,
50 mm and welded baffle
€ 107,00

Cod. 50

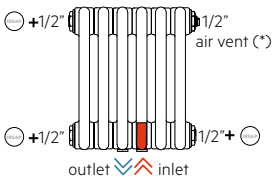

Central connection
pitch 50 mm, only for even elem.,
with water inlet probe
€ 86,00

Cod. 24

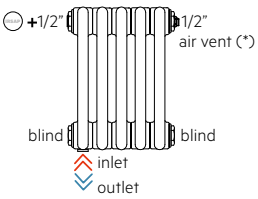

Connection for
single-pipe valve with
couplings
€ 56,00

VERTICAL single pipe connection with welded pipefitting
Cod. 24

This hydraulic connection can not be mounted on the radiator TESI 2. For the TESI 2 radiator ask for hydraulic connection with 1/2" thread. TESI on the radiator 4 and 6 to mount this hydraulic connection using a flexible probe.

CAUTION: these configurations (COD.18 and COD.19) are not suitable for insertion of the integrated vale (for insertion of the integrated valve, see configurations COD.25 and COD.26).

Tesi radiator with integrated valve and couplings from below

Cod. 25

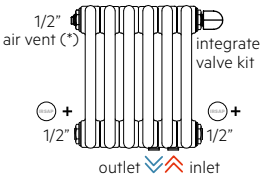

Connection 50 mm with
valve integrated from above
and couplings
€ 121,00

Cod. 26

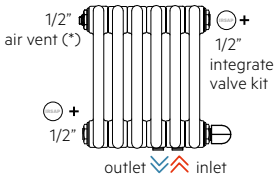

Connection 50 mm with
valve integrated from above
and couplings
€ 121,00

Cod. 52

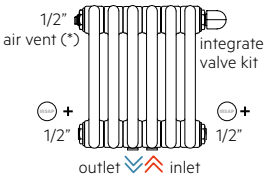

Connection 50 mm with valve
integrated from above and central
couplings only for even elements
€ 290,00

Configurations COD. 25, COD. 26 and COD. 52 include:

1 1/2" chrome-plated adjustable air vent;
2 1/2" flush chromium-plated plugs with cover.

The thermostat head is available as accessory for these configurations (see page 552).

TESI

WITH 1/2” MANIFOLDS WITHOUT PLUGS ASSEMBLED

TESI with welded couplings, from below

TESI radiators with 1/2” manifolds are the best solution for bottom radiator connections and also for when you do not want the valves to project from the side profile of the radiator (thus exploiting available space to the maximum). The various 1/2” manifold configurations currently available are:

- **Figures 1 and 2:** Connection at the desired distance between centres, represents the ideal solution if you would like to replace an existing product or if the distance between the water inlet and outlet is non-standard.
- **Figure 3:** Connection at either end of the radiator with a 50 mm pitch is an alternative solution to point 1 (the type of system must comply with the 50 mm pitch).
- **Figure 4:** The universal connection consists in a central connection with a 50 mm distance between the 2 manifolds. IRSAP currently offers: a vast range of products with this type of connection
- **Figures 5 and 6:** Connection with just one manifold, suitable for less common systems such as one pipe systems.
- **Figure 7:** Connection with water inlet and outlet on the same manifold using a welded diaphragm.

Figure 1

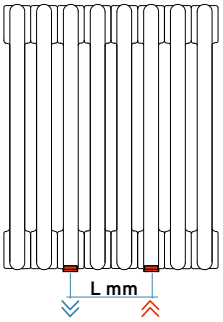

L = 45 mm x
(n° elements betheen 2 connections - 1 element)
Extra charge for TESI radiator with pair of 1/2” welded connections (without diaphragm)
€ 82,00

Figure 2

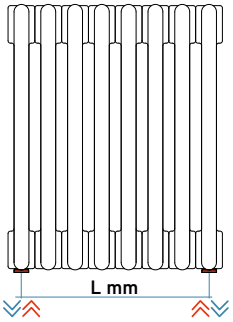

L = 45 mm x
(n° elements of battery - 1 element)
Extra charge for TESI radiator with pair of 1/2” welded connections (without diaphragm)
€ 83,00

Figure 3

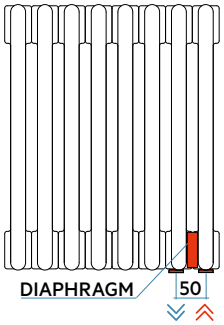

Extra charge for TESI radiators with a pair of manifolds welded at either end at a 50 mm distance between centres and with a welded diaphragm
€ 112,00

Figure 4

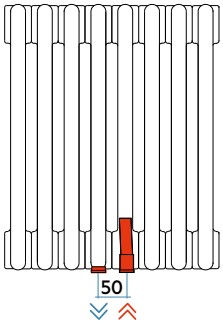

Extra charge for TESI radiator with pair of 1/2” welded connections at the centre of the radiator with a 50 mm connection centre (indicate on which side the water inlet is located)
€ 111,00

Figure 5

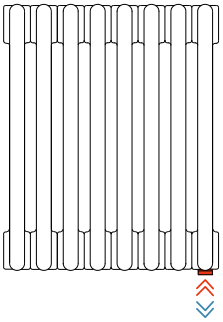

Connection recommended for radiators: TESI3, TESI4, TESI5 and TESI6
Extra charge for TESI radiator with one 1/2” welded connection
€ 41,00

Figure 6

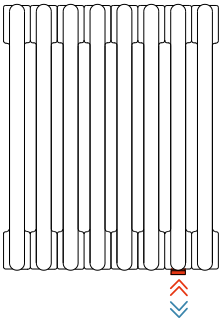

Connection recommended for radiators with inlet and outlet from below
Surcharge for TESI radiator with welded diaphragm
€ 41,00

Figure 7

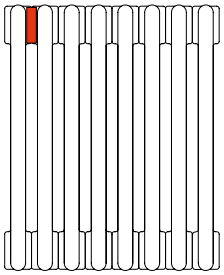

Connection recommended for radiators with inlet and outlet from below
Surcharge for TESI radiator with welded diaphragm
€ 28,00

Floor fixing for TESI radiator with feet welded in the middle of the radiator or at its ends

Solution A - When configuring the product use the DA

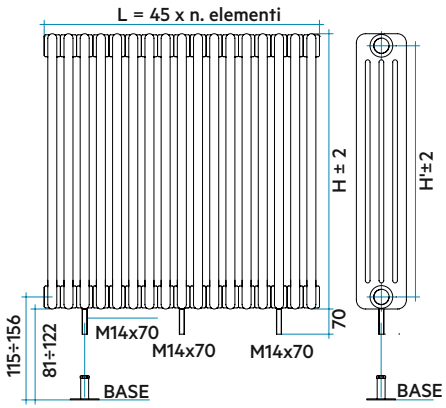

Feet welded to the centre of the element (on the lower part) for fixing to the floor, adjustable in height and available for TESI from 2 to 6 columns.
A kit for wall mounting is provided inside the packaging.
Sales price € 23,00 for each fixture

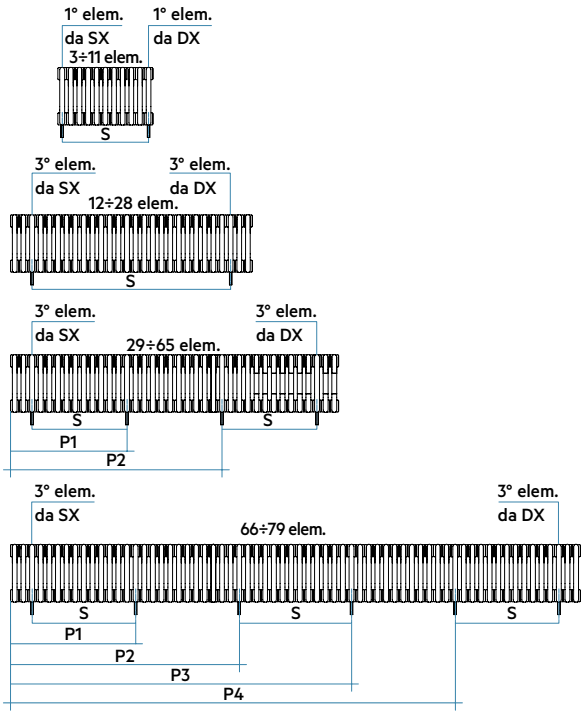

Number and arrangement of legs by number of elements of the TESI

elem. N.	P1 mm	P2 mm	P3 mm	P4 mm	S NR
3÷28					2
29	11	19			
30	11	20			
31	12	21			
32	12	21			
33	12	22			
34	12	23			
35	13	23			
36	13	24			
37	14	24			
38	14	25			
39	14	26			
40	15	26			
41	15	27			
42	15	28			
43	16	28			
44	16	29			
45	16	30			
46	17	30			
47	17	31			4
48	17	32			
49	18	32			
50	18	33			
51	18	34			
52	18	35			
53	19	35			
54	19	36			
55	20	36			
56	20	37			
57	20	38			
58	21	38			
59	21	39			
60	21	40			
61	22	40			
62	22	41			
63	22	42			
64	23	42			
65	23	43			
66	15	27	40	52	
67	15	28	40	53	
68	15	28	41	54	
69	16	29	41	54	
70	16	29	42	55	
71	16	29	43	56	
72	16	30	43	57	
73	17	30	44	57	6
74	17	31	44	58	
75	17	31	45	59	
76	17	31	46	60	
77	17	32	46	61	
78	18	32	47	61	
79	18	33	47	62	

Solution B - When configuring the product use the AA

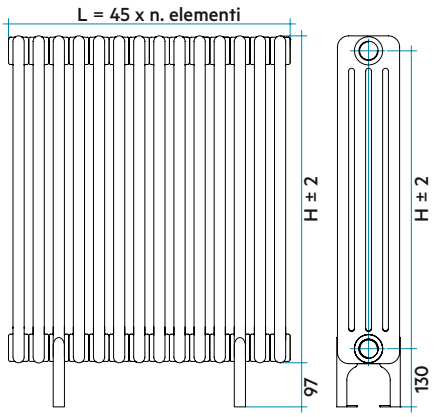

Feet with a height of 97 mm welded to the ends of the element, on the lower part, for fixing to the floor, available for TESI from 2 to 6 columns. A kit for wall mounting is provided inside the packaging.
Sales price € 23,00 for each fixture (pair)
For configurations/connections Cod. 16, Cod. 17, Cod. 18, Cod. 19, Cod. 24, Cod. 25, Cod. 26, Cod. 50, associated with straight valves, ask for feet 130 mm high to be fitted to facilitate valve installation.

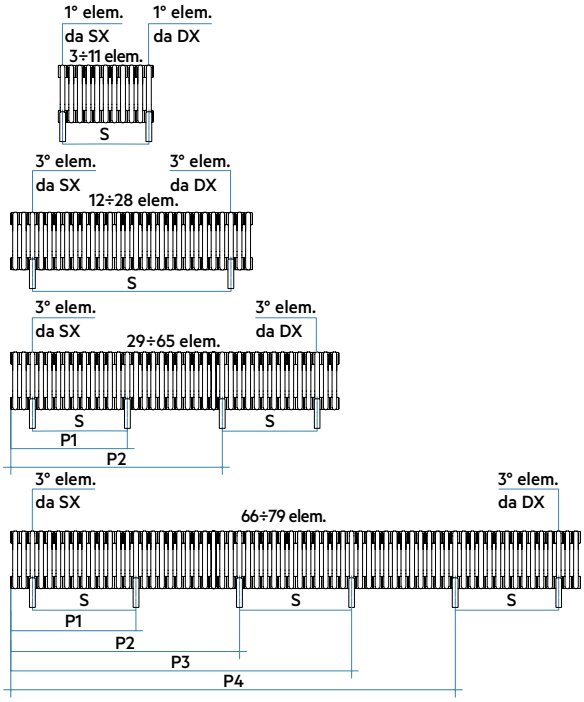

TESI RENOVATION

The solution to keep the existing centers during a renovation installation

TESI 3 RENOVATION
Height 1800 mm
Lenght 540 mm
Conn. centre 685 mm
Graphite Black finish (cod. 18).
Configuration cod. 29.

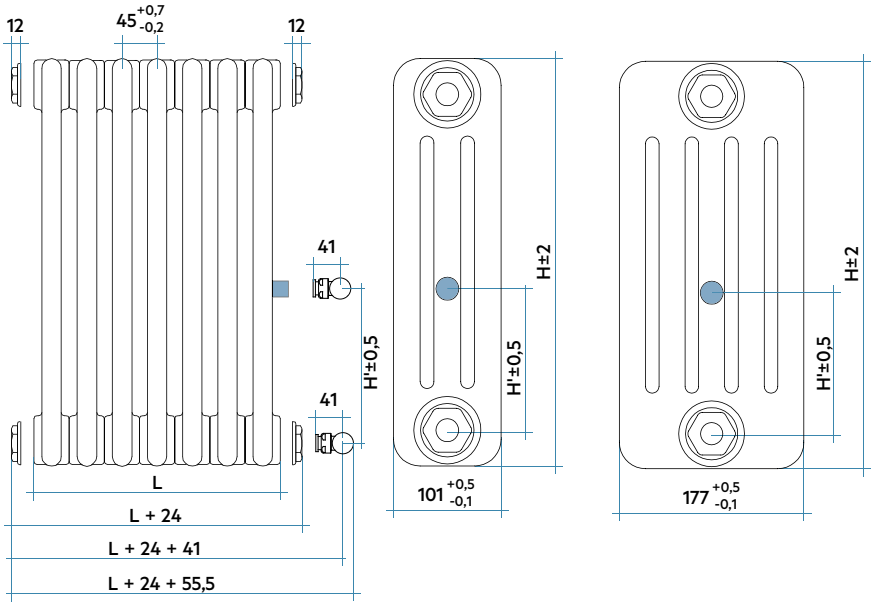

Connexion Tesi Renovation

RT3 1800 12 18 A4 _ _ N

cod. **29** **€ 56,00**

1/2 "side connection with the possibility of selecting the desired center line size.
Construction specifications:
Connection available for Tesi 3 and Tesi 5
Wide range of radiator heights available, from 1000 to 2500 mm
Minimum available center distance 150 mm
Maximum available center distance = total height of the desired radiator minus 215 mm
1/2 "caps and cap covers included
Steam trap not included
Wall brackets in the same color as the radiator

JOINING BATTERIES AND CURVED RADIATORS

❶
❷
❸
❹

Silicon seals and Nipples for TESI	Code	Price
❶ 1" 1/4 silicone seals for plugs and bushes	ATSILICONT	€ 1,60
❷ Silicone gasket for 1 1/4" caps and adapters, transparent, for TESI with Loft finish	ATSILICONTTR	€ 1,70
❸ 1" 1/4 silicone seals for nipples	ATSILICONN	€ 1,60
❹ Nipple (right - left) for radiator connection 1" 1/4	ANIPPLENOR	€ 2,70

Joining batteries

The maximum number of sections supplied welded as a single radiator is as follows:

MOD.	200	300	350	365	400	450	500	535	550	565	600	650	665	685	750	765	815	865	885	900	1000	1200	1500	1800	2000	2200	2500
TESI 2	40	40	40	40	40	40	40	40	40	40	40	40	40	40	40	40	40	40	40	40	40	30	26	22	22	18	18
TESI 3	40	40	40	40	40	40	40	40	40	40	40	40	40	40	40	40	40	40	40	40	40	25	22	22	22	15	15
TESI 4	40	40	40	40	40	40	40	40	40	40	40	40	40	40	35	35	30	30	30	30	30	22	22	22	22	12	12
TESI 5	40	40	40	40	40	40	40	40	40	40	40	40	40	40	30	30	30	30	30	30	30	18	15	15	15	12	12
TESI 6	40	40	40	40	40	40	40	40	40	35	35	35	35	25	25	25	25	25	25	25	25	15	15	15	15	12	12

Radiators with a greater number of elements can be creating by joining radiators together with nipples.
Packaging and carriage shall be agreed when the order is confirmed.
EXTRA CHARGE FOR TESI NIPPLING INCLUDING TWO NIPPLES AND TWO SEALS € 24,00

Curved TESI

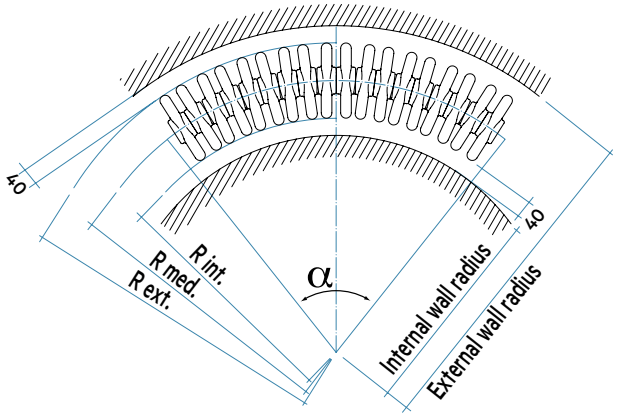

When placing orders for curved radiators (as illustrated in Figure 1), please indicate the following:
- one of the following radii of curvature: inside/external/middle/wall
- the number of elements

Construction limits for curved radiators are as follows:
- for Tesi 4/5/6, the average radius cannot be less than 1,3 metres
- for Tesi 2/3, the average radius cannot be less than 1 metre
- for Tesi 2/3/4/5/6, the "α" maximum angle possible is 180°

EXTRA CHARGE PER ELEMENT OF TESI CURVED RADIATORS
€ 15,00

TESI angle

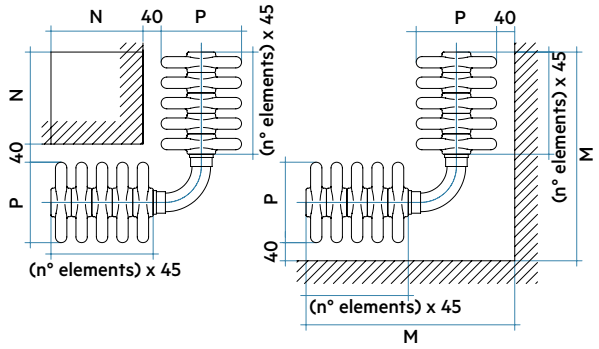

Tesi 2/3/4/5/6 corner radiators can only be constructed with a 90° angle; clearances and dimensions are below illustrated. The price of packaging and carriage must be agreed according to the physical dimensions of the radiator.

EXTRA CHARGE FOR RADIATORS WITH 90° ANGLE € 116,00

	P (mm)	N (mm)	M (mm)
TESI 2	65	(n° elements x 45) - 26	(n° elements x 45) + 118
TESI 3	101	(n° elements x 45) - 45	(n° elements x 45) + 173
TESI 4	139	(n° elements x 45) - 3	(n° elements x 45) + 216
TESI 5	177	(n° elements x 45) - 22	(n° elements x 45) + 235
TESI 6	215	(n° elements x 45) - 41	(n° elements x 45) + 253

ACCESSORIES TESI FOR WALL FIXING

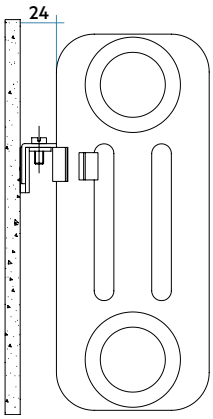

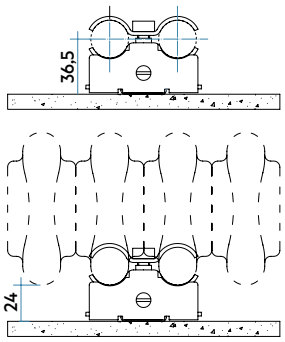

Universal brackets for Tesi radiators	Code	Price
Pair of universal brackets for recessed white Tesi with 2 to 6 columns	AMENSRT 01	€ 14,60
Pair of universal brackets for recessed colored Tesi with 2 to 6 columns	AMENSRT XX	€ 15,60

01 = Standard White finished - **XX** = Classic and Special finishes code - pag. 588

The universal wall fixing bracket permits Tesi radiators to be fixed to walls regardless of the number of columns.
This bracket is distinguished from all other fixing systems for multi-column units by:
- installation quickness;
- the product's better aesthetic impact (the bracket is hidden);
- universality (suited to all Tesi products from 2 to 6 columns) by 300 to 2500 mm;
- patented system preventing it lifting after installation;
- high bearing capacity (measured at 100 kg per pair).

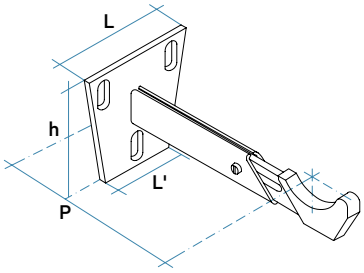

Extensible system for Tesi wall fixing

Cod. IRSAP	Description	L	ℓ	h	P	Columns	Weight	Price €
AMENSRT23C40	Saddle brackets for Tesi 2/3 columns	60	30	60	67 - 91	2 - 3	150 Kg	8,70
AMENSRT34C40	Saddle brackets for Tesi 3/4 columns	60	30	60	94 - 146	3 - 4	130 Kg	9,80
AMENSRT45C40	Saddle brackets for Tesi 4/5 columns	80	50	80	128 - 210	4 - 5	95 Kg	11,90
AMENSRT66C40	Saddle brackets for Tesi 6 columns	80	50	80	168 - 250	6	60 Kg	13,30

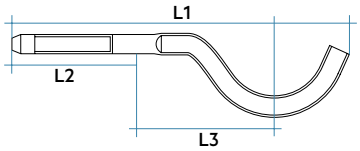

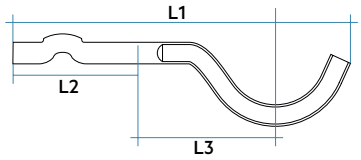

Standard brackets for TESI	Code		Price
Pair of brackets for TESI 2 columns, anchor	**AMENSFI2C 01**	€	5,50
Pair of brackets for TESI 3 columns, anchor	**AMENSFI3C 01**	€	5,50
Pair of brackets for TESI 4 columns, anchor	**AMENSFI4C 01**	€	7,50
Pair of brackets for TESI 5 columns, anchor	**AMENSFI5C 01**	€	7,50
Pair of brackets for TESI 6 columns, anchor	**AMENSFI6C 01**	€	7,50
Pair of brackets for TESI 2 columns, wall fixed	**AMENSMU2C 01**	€	5,50
Pair of brackets for TESI 3 columns, wall fixed	**AMENSMU3C 01**	€	5,50
Pair of brackets for TESI 4 columns, wall fixed	**AMENSMU4C 01**	€	7,50
Pair of brackets for TESI 5 columns, wall fixed	**AMENSMU5C 01**	€	7,50
Pair of brackets for TESI 6 columns, wall fixed	**AMENSMU6C 01**	€	7,50

01 = Standard White finished - for Classic and Special finishes see pag. 588
The standard wall fixing bracket permits Tesi radiators to be fixed to walls using both anchors or masonry during construction.
The depth of the bracket varies according to the column type selected.
Standard wall fixing brackets guarantee excellent load bearing capacity in terms of weight (see the table below).

Technical specifications of standard brackets

Model	200	300	400	500	565	600	665	685	750	765	865	885	900	1000	1200	1500	1800	2000	2200	2500
TESI 2	30	35	40	50	50	50	50	50	50	50	50	50	50	50	50	43	36	32	30	26
TESI 3	30	35	40	50	49	46	42	41	38	37	33	33	32	29	29	20	17	15	14	12
TESI 4	25	30	40	50	50	50	50	50	50	50	50	50	50	50	50	46	38	35	32	28
TESI 5	20	20	30	40	45	50	47	47	43	43	37	37	37	33	33	23	19	17	16	14
TESI 6	20	20	30	30	30	28	26	25	23	23	20	20	20	18	18	12	10	9	8	7

Paired bracket load bearing capacity expresses the maximum number of elements per unit that can be supported with two brackets on the basis of the height and column type. Values regard solid brick walls. Paired bracket load bearing capacity with sag equivalent to 3 mm.

Load-bering capacity of one pair of brackets

Model	Total Lenght L1	Wall Depth L2	Axis-wall distance L3	Anchor diameter	Anchor Lenght	Capacity* kg
TESI 2 brackets	173	70	66	12	78	75
TESI 3 brackets	192	70	85	12	78	52
TESI 4 brackets	211	90	84	16	95	160
TESI 5 brackets	230	90	103	16	95	100
TESI 6 brackets	249	90	122	16	95	64

* Load-bering capacity in kg of a bracket with a 3 mm deflection.

ACCESSORIES TESI FOR WALL FIXING

Chela brackets for TESI radiators	Code	Price
Clips on to Ø25 tube and not adjustable spacer depth of 4 cm, white **(*)**	**ATTCHELA4 01**	€ 10,30
Clips on to Ø25 tube and not adjustable spacer depth of 4 cm, chrome-plated **(*)**	**ATTCHELA4 50**	€ 17,50
Clips on to Ø25 tube and not adjustable spacer depth of 4 cm, colored **(*)**	**ATTCHELA4 XX**	€ 13,00
Clips on to Ø25 tube and adjustable spacer, depth from 5 to 6 cm, white **(**)**	**ATTCHELA5 01**	€ 10,50
Clips on to Ø25 tube and adjustable spacer, depth from 5 to 6 cm, chrome-plated **(**)**	**ATTCHELA5 50**	€ 18,20
Clips on to Ø25 tube and adjustable spacer, depth from 5 to 6 cm, colored **(**)**	**ATTCHELA5 XX**	€ 13,20

01 = Standard White finished - **50** = Chrome-plated finished - **XX** = Classic and Special finishes code - pag. 588
(*) Accessory recommended for installation of products TESI 2 and 3 columns
(**) Accessory recommended for installation of NOVO radiator

Quantity* and position of Chela brackets

Model	battery height	Quantity of chela above	Quantity of chela below
TESI 2	until 1000 mm	1 + min. 1 each 10 elem.	2
	over 1000 mm	1 + min. 1 each 8 elem.	2
TESI 3	until 1000 mm	1 + min. 1 each 8 elem.	2
	over 1000 mm	1 + min. 1 each 6 elem.	2
TESI 4 - TESI 5 - TESI 6	all heights	2	floor stand

*Quantities recommended for solid masonry walls.

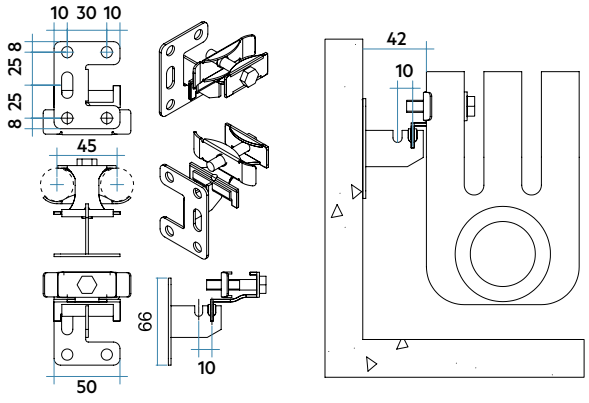

TESI brackets for lightweight walls	Code	Price
Paired TESI white brackets for hollow brick and plasterboard walls	**AMENSLEGGER0201**	€ 14,90
Paired TESI metallic grey brackets for hollow brick and plasterboard walls	**AMENSLEGGER02F9**	€ 15,90

The support bracket for lightweight walls is also suitable for non-masonry walls. IRSAP recommends the use of fixtures suitable for the type of wall (not included).
The load capacity of a pair of brackets is 50 kg, for a solid masonry wall.

ACCESSORIES TESI FOR WALL FIXING

FIXING SYSTEMS FOR TESI RADIATORS

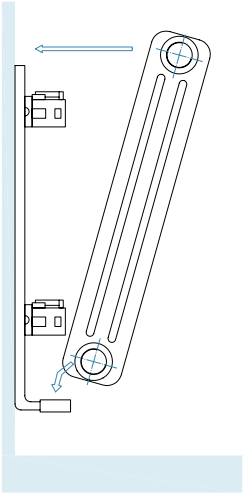

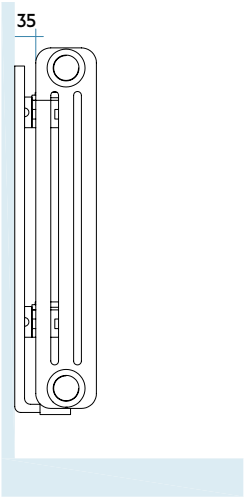

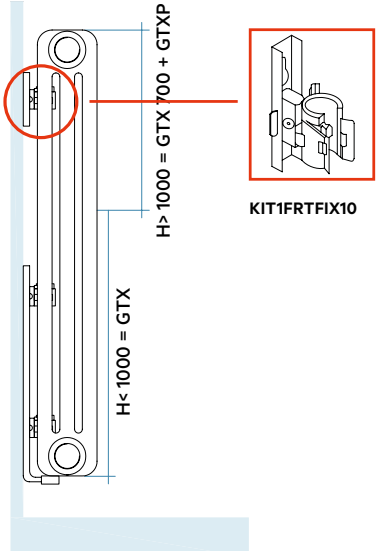

Fixing systems for solid masonry walls, suitable for all types of colonnaggio (columns 2 to 6).
The fasteners are available in 4 different models, that can be used for all heights of the products Tesi (height 200 to 2500 mm).

Model	Description	Brackets	Cod. IRSAP	Price
H 350	Kit 1 bracket H 350 for Tesi	From 2 to 6 columns for heights from 300 to 350 mm 4 to 20 elements use 2 brackets 21 to 35 elements use 3 brackets 36 to 40 elements use 4 brackets	**KIT1FRTH035001**	€ 19,60
H 450	Kit 1 bracket H 450 for Tesi	From 2 to 6 columns for heights from 350 to 450 mm 4 to 20 elements use 2 brackets 21 to 35 elements use 3 brackets 36 to 40 elements use 4 brackets	**KIT1FRTH045001**	€ 20,10
H 700	Kit 1 bracket H 700 for Tesi	From 2 to 6 columns for heights from 500 to 700 mm 4 to 20 elements use 2 brackets 21 to 35 elements use 3 brackets 36 to 40 elements use 4 brackets	**KIT1FRTH070001**	€ 20,60
H 1000	Kit 1 bracket H 1000 for Tesi	From 2 to 6 columns for heights from 750 to 1000 mm 4 to 20 elements use 2 brackets 21 to 35 elements use 3 brackets 36 to 40 elements use 4 brackets	**KIT1FRTH0100001**	€ 20,90
Use specifications for TESI radiators with heights over 1000 (from 2 to 6 columns)				
H 1100 ÷ 2500	Brackets for Tesi H from 1100 to 2500	From 2 to 6 columns for heights from 1100 to 2500 mm 4 to 20 elements use 2 brackets 21 to 35 elements use 3 brackets 36 to 40 elements use 4 brackets	**KIT1FRTH0100001** **+** **KIT1FRTFIX10**	€ 20,90 + 13,30

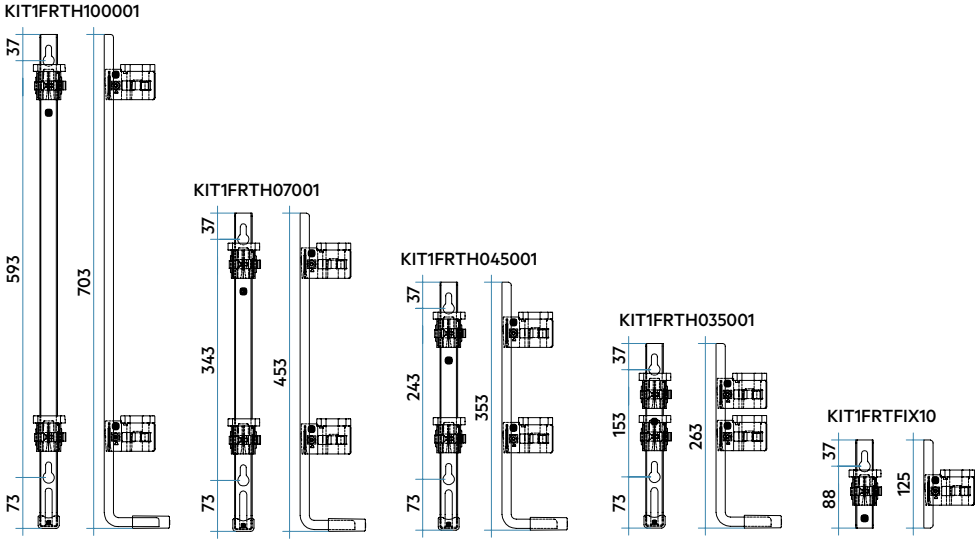

ACCESSORIES TESI FOR FLOOR FIXING

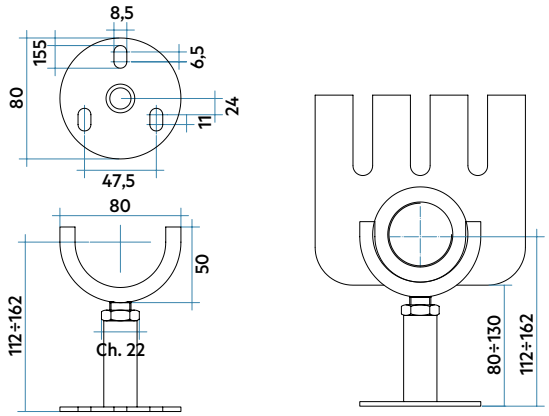

Floor installation fixing for TESI radiators	Code	Price
White floor stand for TESI adjustable from 80 to 130 mm (P)	**AMENSPAV 01**	€ 9,80
Coloured floor stand for TESI adjustable from 80 to 130 mm (P)	**AMENSPAV XX**	€ 12,10

01 = Standard White finished - **XX** = for different color code see pag. 588

The use of the floor support system is recommended when there is no way to fix the radiator to the wall. The use of the floor support system must always be combined with the use of fixing CHELA anchored to the first and the last element in the upper part of the radiator.

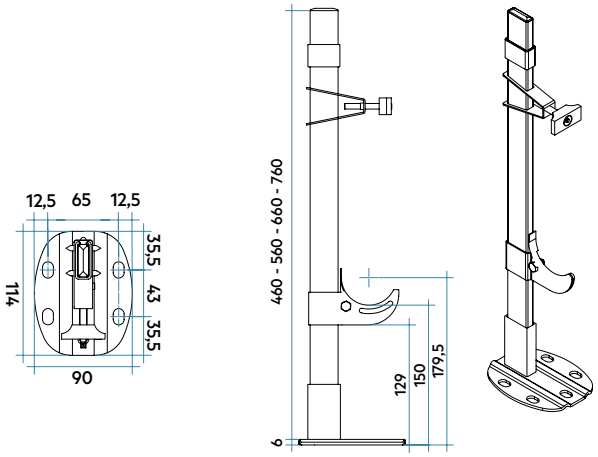

Floor fixing system for TESI radiators	Code	Price
White floor support system for TESI radiators with heights from 200 to 300 mm	**AMENBAIE46**	€ 28,80
White floor support system for TESI radiators with heights 400 mm	**AMENBAIE56**	€ 29,70
White floor support system for TESI radiators with heights 500 mm	**AMENBAIE66**	€ 30,80
White floor support system for TESI radiators with heights 600 mm	**AMENBAIE76**	€ 31,90

Suitable for: TESI 2, TESI 3, TESI 4, TESI 5 e TESI 6 - Maximum flow: 50 kg

The use of the floor support system is recommended when there is no way to fix the radiator to the wall. This fixing system is suited to use with all TESI radiator models with maximum heights of up to 600 mm.

Floor fixings for TESI	Code	Price
Floor fixings for TESI 2 columns, white	**SLIPFEET2C 01**	€ 27,30
Floor fixings for TESI 3 columns, white	**SLIPFEET3C 01**	€ 27,30
Floor fixings for TESI 4 columns, white	**SLIPFEET4C 01**	€ 27,30
Floor fixings for TESI 2 columns, coloured	**SLIPFEET2C XX**	€ 36,30
Floor fixings for TESI 3 columns, coloured	**SLIPFEET3C XX**	€ 36,30
Floor fixings for TESI 4 columns, coloured	**SLIPFEET4C XX**	€ 36,30

01 = Standard White finished - **XX** = for different color code see pag. 588

PLUGS FOR TESI

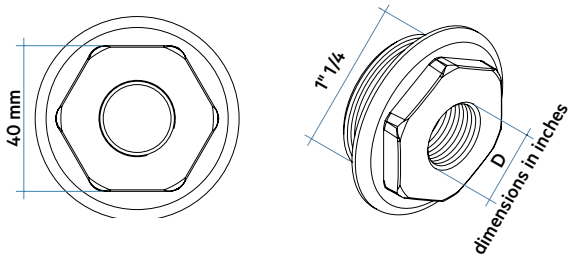

Plugs and bushes - packaged individually	Code		White		Colored
1" 1/4 to 1" bush with right thread	TAPBLISIRDX10	€	4,20	€	5,40
1" 1/4 to 3/4" bush with right thread	TAPBLISIRDX34	€	4,20	€	5,40
1" 1/4 to 1/2" bush with right thread	TAPBLISIRDX12	€	4,20	€	5,40
1" 1/4 to 3/8" bush with right thread	TAPBLISIRDX38	€	4,20	€	5,40
1" 1/4 to 1/4" bush with right thread	TAPBLISIRDX14	€	4,20	€	5,40
1" 1/4 to 1" bush with left thread	TAPBLISIRSX10	€	4,20	€	5,40
1" 1/4 to 3/4" bush with left thread	TAPBLISIRSX34	€	4,20	€	5,40
1" 1/4 to 1/2" bush with left thread	TAPBLISIRSX12	€	4,20	€	5,40
1" 1/4 to 3/8" bush with left thread	TAPBLISIRSX38	€	4,20	€	5,40
1" 1/4 to 1/4" bush with left thread	TAPBLISIRSX14	€	4,20	€	5,40
1" 1/4 end plug with right thread	TAPBLISIRDXCI	€	4,20	€	5,40
1" 1/4 end plug with left thread	TAPBLISIRSXCI	€	4,20	€	5,40

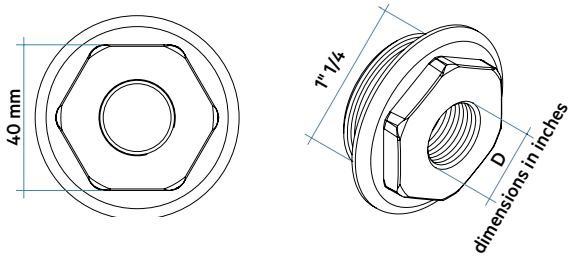

Plugs and bushes - 20 item package	Code		White
1" 1/4 to 1" bush with right thread	CONF0020TAD10 01	€	79,00
1" 1/4 to 3/4" bush with right thread	CONF0020TAD34 01	€	79,00
1" 1/4 to 1/2" bush with right thread	CONF0020TAD12 01	€	79,00
1" 1/4 to 3/8" bush with right thread	CONF0020TAD38 01	€	79,00
1" 1/4 to 1/4" bush with right thread	CONF0020TAD14 01	€	79,00
1" 1/4 to 1" bush with left thread	CONF0020TAS10 01	€	79,00
1" 1/4 to 3/4" bush with left thread	CONF0020TAS34 01	€	79,00
1" 1/4 to 1/2" bush with left thread	CONF0020TAS12 01	€	79,00
1" 1/4 to 3/8" bush with left thread	CONF0020TAS38 01	€	79,00
1" 1/4 to 1/4" bush with left thread	CONF0020TAS14 01	€	79,00
1" 1/4 end plug with right thread	CONF0020TADCI 01	€	79,00
1" 1/4 end plug with left thread	CONF0020TASCI 01	€	79,00

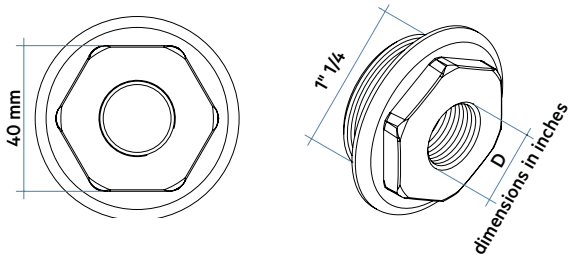

Kit set of 4 plugs	Code		White		Colored
Installation kit Tesi radiators with 1/2" bushes with air vent and 1/2" blind plug	CONFIR04TAP12	€	24,80	€	30,50
Installation kit Tesi radiators with 3/8" bushes with air vent and 1/2" blind plug	CONFIR04TAP38	€	24,80	€	30,50

OTHER ACCESSORIES

❶

❷

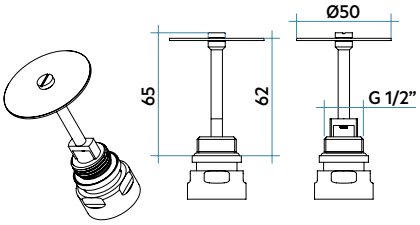

Flow diverter	Code	Price
❶ Flow deflector for TESI without plugs mounted	DIAFRAMM	€ 12,00
❷ Flow deflector for TESI radiators with 1/2" plugs mounted	ASIDEV05	€ 14,80

• To use this product replace the valve shank with this deflector, the overall dimensions do not change if Irsap valves are used.

❶

❷

❸

Accessories for hydraulic installation	Code	Price
❶ Universal spanner for plugs and bushes, made of non-scratch material	ATCHIAV000	€ 7,70
❷ Chrome reduction 1/2” to 3/8”	ASIRID01	€ 4,20
❸ 1/2” male - female chrome-plated fitting	ASIRID02	€ 2,90

ARPA

Radiators

Modern homes demand extremely practical and aesthetically attractive products. ARPA radiators blend into their surroundings with discreet elegance to offer always the highest possible comfort. The products' extreme modularity allows their use in any interior context.

ARPA 12	**Vertical**	P.	74
	Horizontal	P.	78
ARPA 12_2	**Vertical**	P.	82
	Horizontal	P.	86
ARPA 18	**Vertical**	P.	90
	Horizontal	P.	94
ARPA 18_2	**Vertical**	P.	98
	Horizontal	P.	102
ARPA 23	**Vertical**	P.	106
	Horizontal	P.	110
ARPA 23_2	**Vertical**	P.	114
	Horizontal	P.	118
HYDRAULIC CONNECTIONS		P.	176

ARPA 12 VERTICAL
30 elements, height 1820, lenght 544 mm.
Medium Grey finish (cod. 4D). Configuration cod. 01.



ARPA 12 VERTICAL
Medium Grey finish (cod. 4D). Configuration cod. 01.

Technical features:

- manifolds with a 30 mm diameter circular section
- tubes made of sheet steel with an 12 mm diameter
- manifold threading 1/2" Gas right
- maximum working pressure 10 bar
- maximum working temperature 95°C

Finishes available	Surcharge
Standard White	-
Classic finishes	+15%
Special finishes	+25%
Other RAL colors	+40% following feasibility study

Finishing codes see page 588.

Price included:

Wall fixing systems with screws and anchors

1/2" Blind plug

Piper cover kit

1/2" Air vent

Number of elements:
Radiators with an odd number of elements will be supplied at the same price as a radiator with the next even number of elements.
For example: an ARPA 12 Vertical 1820 high and 9 elements wide = the price of an ARPA 12 Vertical 1820 high and 10 elements wide.

CE 17 EN442-1 EN 442 EURONORM

Model	Code	Depth	Height	Conn. centre	Weight	Capacity	Thermal Power Δt=50°C		Δt=40°C	Δt=30°C	Δt=20°C	Exponent
		mm	H mm	H' mm	Kg	lt	Btu/h	**Watt**	Watt	**Watt (*)**	Watt	n.
520	**A12 0520 YY 01 IR 01 A**	40	520	470	0,23	0,06	46,4	**13,6**	10,2	**7,1**	4,2	1,270
550	**A12 0550 YY 01 IR 01 A**	40	550	500	0,24	0,06	48,8	**14,3**	10,8	**7,5**	4,5	1,273
650	**A12 0650 YY 01 IR 01 A**	40	650	600	0,27	0,07	57,3	**16,8**	12,6	**8,7**	5,2	1,281
670	**A12 0670 YY 01 IR 01 A**	40	670	620	0,27	0,07	59,0	**17,3**	13,0	**9,0**	5,3	1,283
700	**A12 0700 YY 01 IR 01 A**	40	700	650	0,28	0,07	61,4	**18,0**	13,5	**9,3**	5,5	1,285
750	**A12 0750 YY 01 IR 01 A**	40	750	700	0,29	0,07	65,5	**19,2**	14,4	**9,9**	5,9	1,290
850	**A12 0850 YY 01 IR 01 A**	40	850	800	0,33	0,08	73,7	**21,6**	16,2	**11,1**	6,6	1,298
870	**A12 0870 YY 01 IR 01 A**	40	870	820	0,34	0,08	75,4	**22,1**	16,5	**11,4**	6,7	1,300
920	**A12 0920 YY 01 IR 01 A**	40	920	870	0,35	0,09	79,2	**23,2**	17,3	**11,9**	7,0	1,304
1220	**A12 1220 YY 01 IR 01 A**	40	1220	1170	0,45	0,10	103,4	**30,3**	22,7	**15,6**	9,2	1,302
1520	**A12 1520 YY 01 IR 01 A**	40	1520	1470	0,54	0,13	126,9	**37,2**	27,8	**19,1**	11,3	1,301
1820	**A12 1820 YY 01 IR 01 A**	40	1820	1770	0,64	0,15	149,8	**43,9**	32,9	**22,6**	13,4	1,298
2020	**A12 2020 YY 01 IR 01 A**	40	2020	1970	0,70	0,17	165,1	**48,4**	36,2	**25,0**	14,8	1,297
2220	**A12 2220 YY 01 IR 01 A**	40	2220	2170	0,77	0,18	180,2	**52,8**	39,5	**27,2**	16,1	1,295
2520	**A12 2520 YY 01 IR 01 A**	40	2520	2470	0,87	0,20	202,7	**59,4**	44,5	**30,7**	18,2	1,292

(*) Thanks to the high performance of Irsap ARPA 12 Vertical radiators, the ideal Δt for low temperature projects is Δt at 30°C.
For Δt different from 50°C use the formula: $Q=Qn\ (\Delta t / 50)^n$

Special Options

Cod. 84



Welded manifolds 50 mm pitch Universal connection

Cod. 82

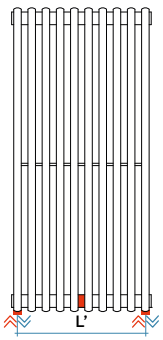

Welded manifolds

Cod. 80

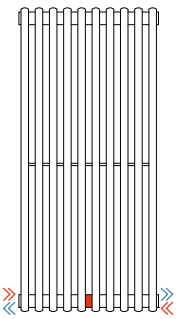

Internal Diaphragm

Manifolds:
The pipefittings welded on the bottom manifold can be positioned at any point at a specified distance between centres. It is compulsory in this type of installation to install a diaphragm during production to ensure the product functions correctly. The minimum possible distance between centres is equal to 50 mm (cod. 84), while the maximum distance depends on the length of the radiator (cod. 82). The maximum distance between centres is equal to the number of elements - 2 multiplied by 18 (element pitch): L' = 18 x (n° of elements -2).
Bottom Connections (Cod. M82, M84): For bottom water connections insert an internal flow diverter to the bottom manifold **€ 81,00**
Internal Diaphragm (Cod. M80): Prearrangement for bottom connections with 1/2" welded fittings and internal baffle **€ 30,00**
For other connections see page 176

Connection dimensions with IRSAP valves

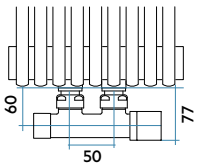

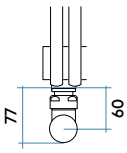

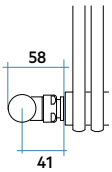

Key Codes

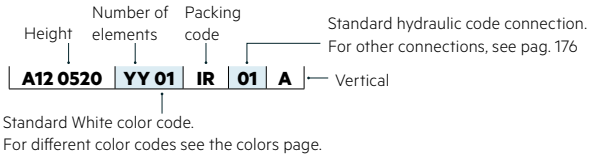

ARPA 12

Vertical

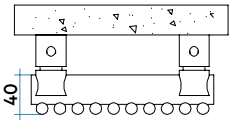

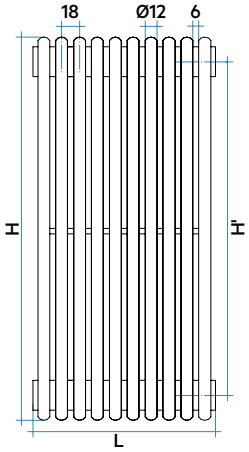

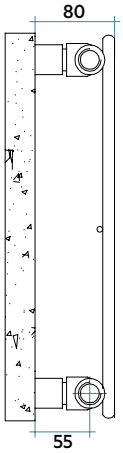

COMPLETE BATTERY DATA

(L)		HEIGHT (H) 520	550	650	670	700	750	850	870	920	1220	1520	1820	2020	2220	2520
Lenght mm 76	€	301,00	303,00	307,00	308,00	313,00	315,00	317,00	320,00	323,00	338,00	354,00	366,00	373,00	381,00	389,00
yy = N° elem. 4	W	54	57	67	69	72	77	86	88	93	121	149	176	194	211	238
Lenght mm 112	€	307,00	311,00	314,00	316,00	318,00	321,00	324,00	326,00	330,00	347,00	363,00	373,00	379,00	389,00	398,00
yy = N° elem. 6	W	82	86	101	104	108	115	130	133	139	182	223	263	290	317	356
Lenght mm 148	€	314,00	316,00	321,00	322,00	325,00	328,00	331,00	333,00	336,00	353,00	369,00	381,00	388,00	396,00	405,00
yy = N° elem. 8	W	109	114	134	138	144	154	173	177	186	242	298	351	387	422	475
Lenght mm 184	€	324,00	326,00	331,00	332,00	335,00	337,00	341,00	343,00	348,00	367,00	386,00	400,00	407,00	408,00	427,00
yy = N° elem. 10	W	136	143	168	173	180	192	216	221	232	303	372	439	484	528	594
Lenght mm 220	€	333,00	335,00	340,00	341,00	345,00	349,00	352,00	354,00	358,00	379,00	402,00	417,00	426,00	429,00	449,00
yy = N° elem. 12	W	163	172	202	208	216	230	259	265	278	364	446	527	581	634	713
Lenght mm 256	€	342,00	345,00	351,00	352,00	355,00	359,00	364,00	366,00	369,00	393,00	418,00	436,00	446,00	449,00	473,00
yy = N° elem. 14	W	190	200	235	242	252	269	302	309	325	424	521	615	678	739	832
Lenght mm 292	€	352,00	355,00	361,00	363,00	367,00	369,00	373,00	376,00	379,00	407,00	435,00	453,00	465,00	471,00	495,00
yy = N° elem. 16	W	218	229	269	277	288	307	346	354	371	485	595	702	774	845	950
Lenght mm 328	€	363,00	365,00	371,00	372,00	376,00	379,00	385,00	387,00	391,00	421,00	451,00	472,00	484,00	490,00	517,00
yy = N° elem. 18	W	245	257	302	311	324	346	389	398	418	545	670	790	871	950	1069
Lenght mm 364	€	375,00	378,00	385,00	387,00	391,00	395,00	401,00	403,00	407,00	439,00	472,00	493,00	508,00	515,00	543,00
yy = N° elem. 20	W	272	286	336	346	360	384	432	442	464	606	744	878	968	1056	1188
Lenght mm 400	€	389,00	392,00	400,00	402,00	406,00	410,00	414,00	418,00	423,00	458,00	492,00	515,00	531,00	538,00	569,00
yy = N° elem. 22	W	299	315	370	381	396	422	475	486	510	667	818	966	1065	1162	1307
Lenght mm 436	€	403,00	407,00	413,00	416,00	421,00	425,00	430,00	435,00	439,00	475,00	512,00	536,00	554,00	562,00	595,00
yy = N° elem. 24	W	326	343	403	415	432	461	518	530	557	727	893	1054	1162	1267	1426
Lenght mm 472	€	417,00	421,00	427,00	430,00	436,00	440,00	446,00	449,00	456,00	494,00	531,00	559,00	578,00	587,00	621,00
yy = N° elem. 26	W	354	372	437	450	468	499	562	575	603	788	967	1141	1258	1373	1544
Lenght mm 508	€	430,00	436,00	442,00	445,00	451,00	456,00	461,00	465,00	472,00	512,00	551,00	580,00	601,00	611,00	647,00
yy = N° elem. 28	W	381	400	470	484	504	538	605	619	650	848	1042	1229	1355	1478	1663
Lenght mm 544	€	444,00	448,00	457,00	460,00	465,00	471,00	477,00	481,00	487,00	530,00	571,00	603,00	624,00	635,00	672,00
yy = N° elem. 30	W	408	429	504	519	540	576	648	663	696	909	1116	1317	1452	1584	1782
Lenght mm 580	€	458,00	462,00	472,00	475,00	480,00	485,00	493,00	497,00	502,00	548,00	591,00	624,00	648,00	659,00	699,00
yy = N° elem. 32	W	435	458	538	554	576	614	691	707	742	970	1190	1405	1549	1690	1901
Lenght mm 616	€	473,00	477,00	484,00	489,00	495,00	500,00	508,00	513,00	518,00	566,00	612,00	647,00	670,00	683,00	724,00
yy = N° elem. 34	W	462	486	571	588	612	653	734	751	789	1030	1265	1493	1646	1795	2020
Lenght mm 652	€	485,00	492,00	500,00	504,00	511,00	516,00	524,00	529,00	535,00	585,00	633,00	670,00	695,00	708,00	753,00
yy = N° elem. 36	W	490	515	605	623	648	691	778	796	835	1091	1339	1580	1742	1901	2138
Lenght mm 688	€	500,00	506,00	515,00	519,00	526,00	532,00	540,00	546,00	552,00	603,00	654,00	692,00	719,00	735,00	780,00
yy = N° elem. 38	W	517	543	638	657	684	730	821	840	882	1151	1414	1668	1839	2006	2257
Lenght mm 724	€	514,00	519,00	530,00	534,00	541,00	548,00	555,00	562,00	569,00	622,00	676,00	717,00	743,00	759,00	809,00
yy = N° elem. 40	W	544	572	672	692	720	768	864	884	928	1212	1488	1756	1936	2112	2376
Lenght mm 760	€	529,00	534,00	545,00	550,00	557,00	563,00	572,00	578,00	586,00	641,00	696,00	740,00	767,00	785,00	835,00
yy = N° elem. 42	W	571	601	706	727	756	806	907	928	974	1273	1562	1844	2033	2218	2495
Lenght mm 796	€	542,00	549,00	559,00	563,00	571,00	579,00	587,00	594,00	602,00	659,00	718,00	762,00	792,00	810,00	863,00
yy = N° elem. 44	W	598	629	739	761	792	845	950	972	1021	1333	1637	1932	2130	2323	2614
Lenght mm 832	€	555,00	562,00	572,00	578,00	586,00	594,00	603,00	610,00	618,00	678,00	738,00	785,00	815,00	834,00	889,00
yy = N° elem. 46	W	626	658	773	796	828	883	994	1017	1067	1394	1711	2019	2226	2429	2732
Lenght mm 868	€	569,00	576,00	587,00	593,00	601,00	608,00	618,00	625,00	634,00	696,00	758,00	808,00	838,00	860,00	916,00
yy = N° elem. 48	W	653	686	806	830	864	922	1037	1061	1114	1454	1786	2107	2323	2534	2851
Lenght mm 904	€	583,00	589,00	602,00	607,00	616,00	624,00	633,00	641,00	650,00	714,00	778,00	829,00	863,00	884,00	942,00
yy = N° elem. 50	W	680	715	840	865	900	960	1080	1105	1160	1515	1860	2195	2420	2640	2970
Lenght mm 940	€	596,00	604,00	615,00	622,00	631,00	639,00	649,00	657,00	667,00	732,00	798,00	851,00	886,00	908,00	970,00
yy = N° elem. 52	W	707	744	874	900	936	998	1123	1149	1206	1576	1934	2283	2517	2746	3089
Lenght mm 976	€	610,00	617,00	630,00	636,00	646,00	654,00	665,00	672,00	683,00	752,00	819,00	873,00	911,00	934,00	996,00
yy = N° elem. 54	W	734	772	907	934	972	1037	1166	1193	1253	1636	2009	2371	2614	2851	3208
Lenght mm 1012	€	623,00	631,00	643,00	650,00	660,00	669,00	681,00	688,00	699,00	770,00	838,00	897,00	935,00	958,00	1.023,00
yy = N° elem. 56	W	762	801	941	969	1008	1075	1210	1238	1299	1697	2083	2458	2710	2957	3326
Lenght mm 1048	€	642,00	650,00	664,00	670,00	681,00	689,00	701,00	708,00	720,00	792,00	865,00	923,00	962,00	987,00	
yy = N° elem. 58	W	789	829	974	1003	1044	1114	1253	1282	1346	1757	2158	2546	2807	3062	
Lenght mm 1084	€	661,00	669,00	683,00	690,00	701,00	710,00	721,00	729,00	741,00	815,00	890,00	950,00	990,00	1.017,00	
yy = N° elem. 60	W	816	858	1008	1038	1080	1152	1296	1326	1392	1818	2232	2634	2904	3168	

Decorative & Technical Accessories



Kit Valves and Lockshield valve
Pag. 550

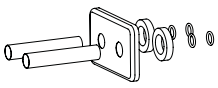

Pipe cover kit
Pag. 554

ARPA 12 HORIZONTAL
30 elements, height 544 mm, lenght 1820 mm.
Sunstone finish (cod. 2D). Configuration cod. 01.

ARPA 12 HORIZONTAL
Sunstone finish (cod. 2D). Configuration cod. 01.

Technical features:

- manifolds with a 30 mm diameter circular section
- tubes made of sheet steel with an 12 mm diameter
- manifold threading 1/2" Gas right
- maximum working pressure 10 bar
- maximum working temperature 95°C

Price included:

Wall fixing systems with screws and anchors

1/2" Blind plug

Piper cover kit

1/2" Air vent

Finishes available	Surcharge
Standard White	-
Classic finishes	+15%
Special finishes	+25%
Other RAL colors	+40% following feasibility study

Finishing codes see page 588.

Number of elements:
Radiators with an odd number of elements will be supplied at the same price as a radiator with the next even number of elements.
For example: an ARPA 12 Horizontal 1820 lenght and 9 elements wide = the price of an ARPA 12 Horizontal 1820 lenght and 10 elements wide.

CE 17 EN442-1 EN 442 EURONORM

Model	Code	Depth P mm	Lenght L mm	Conn. C. L' mm	Weight Kg	Cap. lt
520	**A12 0520 YY 01 IR 01 H**	40	520	470	0,23	0,06
550	**A12 0550 YY 01 IR 01 H**	40	550	500	0,24	0,06
650	**A12 0650 YY 01 IR 01 H**	40	650	600	0,27	0,07
670	**A12 0670 YY 01 IR 01 H**	40	670	620	0,27	0,07
700	**A12 0700 YY 01 IR 01 H**	40	700	650	0,28	0,07
750	**A12 0750 YY 01 IR 01 H**	40	750	700	0,29	0,07
850	**A12 0850 YY 01 IR 01 H**	40	850	800	0,33	0,08
870	**A12 0870 YY 01 IR 01 H**	40	870	820	0,34	0,08
920	**A12 0920 YY 01 IR 01 H**	40	920	870	0,35	0,09
1220	**A12 1220 YY 01 IR 01 H**	40	1220	1170	0,45	0,10
1520	**A12 1520 YY 01 IR 01 H**	40	1520	1470	0,54	0,13
1820	**A12 1820 YY 01 IR 01 H**	40	1820	1770	0,64	0,15
2020	**A12 2020 YY 01 IR 01 H**	40	2020	1970	0,70	0,17
2220	**A12 2220 YY 01 IR 01 H**	40	2220	2170	0,77	0,18
2520	**A12 2520 YY 01 IR 01 H**	40	2520	2470	0,87	0,20

Key Codes

Lenght | Number of elements | Packing code | Standard hydraulic code connection. For other connections, see pag. 176

A12 0520 | YY 01 | IR | 01 | H — Horizontal

Standard White color code.
For different color codes see the colors page.

ARPA 12 Horizontal: Power in Watt for linear metre

N. el.	4	6	8	10	12	14	16	18	20	22	24	26	28	30	32	34	36	38	40	42	44	46	48	50	52	54	56	58	60
Btu/h Δt= 50°C	754,5	920,9	1087,3	1253,6	1420,0	1586,3	1752,7	1919,1	2085,4	2251,8	2418,1	2592,3	2760,9	2924,8	3083,2	3236,5	3384,3	3527,3	3665,6	3798,4	3926,8	4050,0	4168,8	4282,9	4392,5	4497,3	4598,0	4694,3	4786,4
Watt Δt= 50°C	221,0	269,7	318,5	367,2	415,9	464,7	513,4	562,1	610,8	659,6	708,3	759,3	808,7	856,7	903,1	948,0	991,3	1033,2	1073,7	1112,6	1150,2	1186,3	1221,1	1254,5	1286,6	1317,3	1346,8	1375,0	1402,0
Watt Δt= 40°C	165,7	202,3	239,1	275,9	312,8	350,3	387,9	425,8	462,5	499,3	541,1	580,6	619,0	656,4	692,6	727,9	762,1	795,2	827,3	858,3	888,3	913,7	937,9	960,9	982,8	1003,5	1023,2	1041,7	1059,3
Watt Δt= 30°C*	114,2	139,7	165,2	190,8	216,6	243,3	270,3	297,6	323,2	348,7	382,3	410,8	438,5	465,6	492,0	517,8	542,9	567,4	591,2	614,2	636,7	652,6	667,5	681,4	694,5	706,6	717,9	728,3	738,0
Watt Δt= 20°C	67,6	82,8	98,1	113,5	129,0	145,6	162,5	179,7	195,0	210,2	234,4	252,3	269,8	287,0	303,8	320,4	336,7	352,6	368,1	383,3	398,2	406,1	413,3	419,8	425,7	431,0	435,7	439,8	443,4
Modification index	1,292	1,289	1,285	1,282	1,277	1,267	1,256	1,245	1,246	1,248	1,207	1,203	1,198	1,194	1,189	1,184	1,179	1,173	1,168	1,163	1,158	1,170	1,182	1,195	1,207	1,219	1,232	1,244	1,256

(*) Thanks to the high performance of Irsap ARPA 12 Horizontal radiators, the ideal Δt for low temperature projects is Δt at 30°C.
For Δt different from 50°C use the formula: $Q=Qn\ (\Delta t / 50)^n$

Special Options

Cod. 88

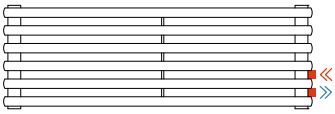
Welded manifolds
50 mm pitch
Universal connection

Cod. 82

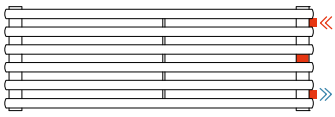
Welded manifolds

Cod. 80

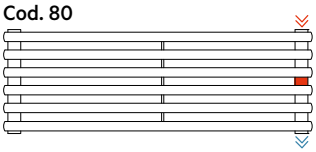
Internal Diaphragm

Manifolds:
The pipefittings welded on the side manifold can be positioned at any point at a specified distance between centres. It is compulsory in this type of installation to install a diaphragm during production to ensure the product functions correctly. The minimum possible distance between centres is equal to 50 mm (cod. 88), while the maximum distance depends on the length of the radiator (cod. 82).
The maximum distance between centres is equal to the number of elements - 2 multiplied by 18 (element pitch): L' = 18 x (n° of elements -2).
Side Connections (Cod. M82, M88): for side water connections insert an internal flow diverter to the bottom manifold **€ 81,00**
Internal Diaphragm (Cod. M80): Prearrangement for side connections with 1/2" welded fittings and internal baffle **€ 30,00**
For other connections see page 176

Connection dimensions with IRSAP valves

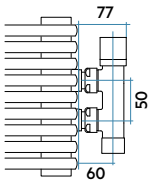

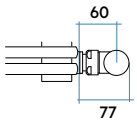

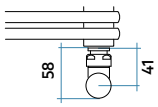

ARPA 12

Horizontal

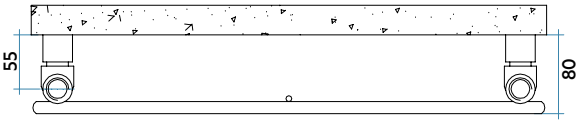

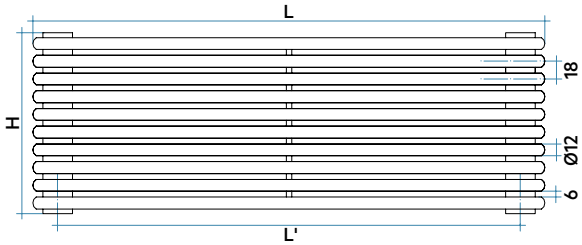

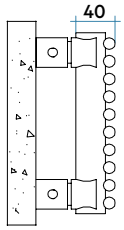

COMPLETE BATTERY DATA

LENGHT (L)

(H)		520	550	650	670	700	750	850	870	920	1220	1520	1820	2020	2220	2520
Height mm 76	€	301,00	303,00	307,00	308,00	313,00	315,00	317,00	320,00	323,00	338,00	354,00	366,00	373,00	381,00	389,00
yy = N° elem. 4	W	115	122	144	148	155	166	188	192	203	270	336	402	446	491	557
Height mm 112	€	307,00	311,00	314,00	316,00	318,00	321,00	324,00	326,00	330,00	347,00	363,00	373,00	379,00	389,00	398,00
yy = N° elem. 6	W	140	148	175	181	189	202	229	235	248	329	410	491	545	599	680
Height mm 148	€	314,00	316,00	321,00	322,00	325,00	328,00	331,00	333,00	336,00	353,00	369,00	381,00	388,00	396,00	405,00
yy = N° elem. 8	W	166	175	207	213	223	239	271	277	293	389	484	580	643	707	803
Height mm 184	€	324,00	326,00	331,00	332,00	335,00	337,00	341,00	343,00	348,00	367,00	386,00	400,00	407,00	408,00	427,00
yy = N° elem. 10	W	191	202	239	246	257	275	312	319	338	448	558	668	742	815	925
Height mm 220	€	333,00	335,00	340,00	341,00	345,00	349,00	352,00	354,00	358,00	379,00	402,00	417,00	426,00	429,00	449,00
yy = N° elem. 12	W	216	229	270	279	291	312	354	362	383	507	632	757	840	923	1048
Height mm 256	€	342,00	345,00	351,00	352,00	355,00	359,00	364,00	366,00	369,00	393,00	418,00	436,00	446,00	449,00	473,00
yy = N° elem. 14	W	242	256	302	311	325	348	395	404	427	567	706	846	939	1032	1171
Height mm 292	€	352,00	355,00	361,00	363,00	367,00	369,00	373,00	376,00	379,00	407,00	435,00	453,00	465,00	471,00	495,00
yy = N° elem. 16	W	267	282	334	344	359	385	436	447	472	626	780	934	1037	1140	1294
Height mm 328	€	363,00	365,00	371,00	372,00	376,00	379,00	385,00	387,00	391,00	421,00	451,00	472,00	484,00	490,00	517,00
yy = N° elem. 18	W	292	309	365	377	393	422	478	489	517	686	854	1023	1135	1248	1417
Height mm 364	€	375,00	378,00	385,00	387,00	391,00	395,00	401,00	403,00	407,00	439,00	472,00	493,00	508,00	515,00	543,00
yy = N° elem. 20	W	318	336	397	409	428	458	519	531	562	745	928	1112	1234	1356	1539
Height mm 400	€	389,00	392,00	400,00	402,00	406,00	410,00	414,00	418,00	423,00	458,00	492,00	515,00	531,00	538,00	569,00
yy = N° elem. 22	W	343	363	429	442	462	495	561	574	607	805	1003	1200	1332	1464	1662
Height mm 436	€	403,00	407,00	413,00	416,00	421,00	425,00	430,00	435,00	439,00	475,00	512,00	536,00	554,00	562,00	595,00
yy = N° elem. 24	W	368	390	460	475	496	531	602	616	652	864	1077	1289	1431	1572	1785
Height mm 472	€	417,00	421,00	427,00	430,00	436,00	440,00	446,00	449,00	456,00	494,00	531,00	559,00	578,00	587,00	621,00
yy = N° elem. 26	W	395	418	494	509	532	569	645	661	699	926	1154	1382	1534	1686	1913
Height mm 508	€	430,00	436,00	442,00	445,00	451,00	456,00	461,00	465,00	472,00	512,00	551,00	580,00	601,00	611,00	647,00
yy = N° elem. 28	W	421	445	526	542	566	607	687	704	744	987	1229	1472	1634	1795	2038
Height mm 544	€	444,00	448,00	457,00	460,00	465,00	471,00	477,00	481,00	487,00	530,00	571,00	603,00	624,00	635,00	672,00
yy = N° elem. 30	W	445	471	557	574	600	643	728	745	788	1045	1302	1559	1731	1902	2159
Height mm 580	€	458,00	462,00	472,00	475,00	480,00	485,00	493,00	497,00	502,00	548,00	591,00	624,00	648,00	659,00	699,00
yy = N° elem. 32	W	470	497	587	605	632	677	768	786	831	1102	1373	1644	1824	2005	2276
Height mm 616	€	473,00	477,00	484,00	489,00	495,00	500,00	508,00	513,00	518,00	566,00	612,00	647,00	670,00	683,00	724,00
yy = N° elem. 34	W	493	521	616	635	664	711	806	825	872	1157	1441	1725	1915	2105	2389
Height mm 652	€	485,00	492,00	500,00	504,00	511,00	516,00	524,00	529,00	535,00	585,00	633,00	670,00	695,00	708,00	753,00
yy = N° elem. 36	W	515	545	644	664	694	743	843	862	912	1209	1507	1804	2002	2201	2498
Height mm 688	€	500,00	506,00	515,00	519,00	526,00	532,00	540,00	546,00	552,00	603,00	654,00	692,00	719,00	735,00	780,00
yy = N° elem. 38	W	537	568	672	692	723	775	878	899	951	1261	1570	1880	2087	2294	2604
Height mm 724	€	514,00	519,00	530,00	534,00	541,00	548,00	555,00	562,00	569,00	622,00	676,00	717,00	743,00	759,00	809,00
yy = N° elem. 40	W	558	591	698	719	752	805	913	934	988	1310	1632	1954	2169	2384	2706
Height mm 760	€	529,00	534,00	545,00	550,00	557,00	563,00	572,00	578,00	586,00	641,00	696,00	740,00	767,00	785,00	835,00
yy = N° elem. 42	W	579	612	723	745	779	834	946	968	1024	1357	1691	2025	2247	2470	2804
Height mm 796	€	542,00	549,00	559,00	563,00	571,00	579,00	587,00	594,00	602,00	659,00	718,00	762,00	792,00	810,00	863,00
yy = N° elem. 44	W	598	633	748	771	805	863	978	1001	1058	1403	1748	2093	2323	2553	2899
Height mm 832	€	555,00	562,00	572,00	578,00	586,00	594,00	603,00	610,00	618,00	678,00	738,00	785,00	815,00	834,00	889,00
yy = N° elem. 46	W	617	652	771	795	830	890	1008	1032	1091	1447	1803	2159	2396	2634	2989
Height mm 868	€	569,00	576,00	587,00	593,00	601,00	608,00	618,00	625,00	634,00	696,00	758,00	808,00	838,00	860,00	916,00
yy = N° elem. 48	W	635	672	794	818	855	916	1038	1062	1123	1490	1856	2222	2467	2711	3077
Height mm 904	€	583,00	589,00	602,00	607,00	616,00	624,00	633,00	641,00	650,00	714,00	778,00	829,00	863,00	884,00	942,00
yy = N° elem. 50	W	652	690	815	841	878	941	1066	1091	1154	1530	1907	2283	2534	2785	3161
Height mm 940	€	596,00	604,00	615,00	622,00	631,00	639,00	649,00	657,00	667,00	732,00	798,00	851,00	886,00	908,00	970,00
yy = N° elem. 52	W	669	708	836	862	901	965	1094	1119	1184	1570	1956	2342	2599	2856	3242
Height mm 976	€	610,00	617,00	630,00	636,00	646,00	654,00	665,00	672,00	683,00	752,00	819,00	873,00	911,00	934,00	996,00
yy = N° elem. 54	W	685	725	856	883	922	988	1120	1146	1212	1607	2002	2397	2661	2924	3320
Height mm 1012	€	623,00	631,00	643,00	650,00	660,00	669,00	681,00	688,00	699,00	770,00	838,00	897,00	935,00	958,00	1.023,00
yy = N° elem. 56	W	700	741	875	902	943	1010	1145	1172	1239	1643	2047	2451	2721	2990	3394
Height mm 1048	€	642,00	650,00	664,00	670,00	681,00	689,00	701,00	708,00	720,00	792,00	865,00	923,00	962,00	987,00	
yy = N° elem. 58	W	715	756	894	921	962	1031	1169	1196	1265	1678	2090	2502	2778	3052	
Height mm 1084	€	661,00	669,00	683,00	690,00	701,00	710,00	721,00	729,00	741,00	815,00	890,00	950,00	990,00	1.017,00	
yy = N° elem. 60	W	729	771	911	939	981	1052	1192	1220	1290	1710	2131	2552	2832	3112	

Decorative & Technical Accessories



Kit Valves and Lockshield valve
Pag. 550

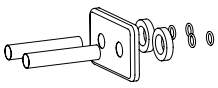

Pipe cover kit
Pag. 554

ARPA 12_2 VERTICAL
Ice finish (cod. 3P). Configuration cod. 01.

ARPA 12_2 VERTICAL
30 elements, height 2220 mm, lenght 544 mm. Ice finish (cod. 3P). Configuration cod. 01.

Technical features:

- manifolds with a 30 mm diameter circular section
- tubes made of sheet steel with an 12 mm diameter
- manifold threading 1/2" Gas right
- maximum working pressure 10 bar
- maximum working temperature 95°C

Finishes available	Surcharge
Standard White	-
Classic finishes	+15%
Special finishes	+25%
Other RAL colors	+40% following feasibility study

Finishing codes see page 588.

Price included:

Wall fixing systems with screws and anchors (not available separately from the radiator)

1/2" Blind plug

Piper cover kit

1/2" Air vent

Number of elements:
Radiators with an odd number of elements will be supplied at the same price as a radiator with the next even number of elements.
For example: an ARPA 12_2 Vertical 1820 high and 9 elements wide = the price of an ARPA 12_2 Vertical 1820 high and 10 elements wide.

CE 17 EN442-1 EN 442 EURONORM

Model	Code	Depth	Height	Conn. centre	Weight	Capacity	Thermal Power Δt=50°C		Δt=40°C	Δt=30°C	Δt=20°C	Exponent
		mm	H mm	H' mm	Kg	lt	Btu/h	**Watt**	Watt	**Watt (*)**	Watt	n.
520	**A22 0520 YY 01 IR 01 A**	50	520	470	0,39	0,10	71,3	**20,9**	15,7	**10,8**	6,4	1,290
550	**A22 0550 YY 01 IR 01 A**	50	550	500	0,41	0,10	74,7	**21,9**	16,4	**11,3**	6,7	1,294
650	**A22 0650 YY 01 IR 01 A**	50	650	600	0,47	0,11	86,3	**25,3**	18,9	**13,0**	7,7	1,304
670	**A22 0670 YY 01 IR 01 A**	50	670	620	0,49	0,12	88,4	**25,9**	19,4	**13,3**	7,8	1,306
700	**A22 0700 YY 01 IR 01 A**	50	700	650	0,51	0,12	91,8	**26,9**	20,1	**13,8**	8,1	1,309
750	**A22 0750 YY 01 IR 01 A**	50	750	700	0,54	0,13	97,6	**28,6**	21,3	**14,6**	8,6	1,315
850	**A22 0850 YY 01 IR 01 A**	50	850	800	0,60	0,14	108,5	**31,8**	23,7	**16,2**	9,4	1,325
870	**A22 0870 YY 01 IR 01 A**	50	870	820	0,62	0,15	110,9	**32,5**	24,2	**16,5**	9,6	1,327
920	**A22 0920 YY 01 IR 01 A**	50	920	870	0,65	0,15	116,0	**34,0**	25,2	**17,2**	10,0	1,333
1220	**A22 1220 YY 01 IR 01 A**	50	1220	1170	0,94	0,20	148,1	**43,4**	32,3	**22,0**	12,8	1,328
1520	**A22 1520 YY 01 IR 01 A**	50	1520	1470	1,03	0,24	179,1	**52,5**	39,1	**26,7**	15,6	1,324
1820	**A22 1820 YY 01 IR 01 A**	50	1820	1770	1,22	0,28	209,8	**61,5**	45,8	**31,3**	18,3	1,321
2020	**A22 2020 YY 01 IR 01 A**	50	2020	1970	1,35	0,31	229,6	**67,3**	50,1	**34,3**	20,1	1,319
2220	**A22 2220 YY 01 IR 01 A**	50	2220	2170	1,48	0,34	249,8	**73,2**	54,6	**37,4**	21,9	1,317
2520	**A22 2520 YY 01 IR 01 A**	50	2520	2470	1,67	0,39	279,1	**81,8**	61,0	**41,8**	24,5	1,314

(*) Thanks to the high performance of Irsap ARPA 12_2 Vertical radiators, the ideal Δt for low temperature projects is Δt at 30°C.
For Δt different from 50°C use the formula: $Q=Qn\ (\Delta t / 50)^n$

Special Options

Cod. 84



Welded manifolds 50 mm pitch Universal connection

Cod. 82

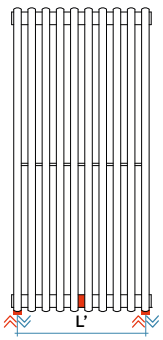

Welded manifolds

Cod. 80

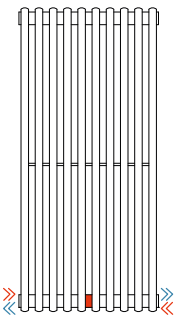

Internal Diaphragm

Manifolds:
The pipefittings welded on the bottom manifold can be positioned at any point at a specified distance between centres. It is compulsory in this type of installation to install a diaphragm during production to ensure the product functions correctly. The minimum possible distance between centres is equal to 50 mm (cod. 84), while the maximum distance depends on the length of the radiator (cod. 82). The maximum distance between centres is equal to the number of elements - 2 multiplied by 18 (element pitch): L' = 18 x (n° of elements -2).
Bottom Connections (Cod. M82, M84): For bottom water connections insert an internal flow diverter to the bottom manifold **€ 81,00**
Internal Diaphragm (Cod. M80): Prearrangement for bottom connections with 1/2" welded fittings and internal baffle **€ 30,00**
For other connections see page 176

Connection dimensions with IRSAP valves

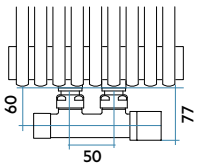

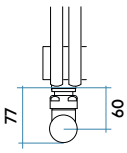

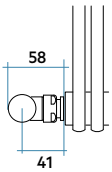

Key Codes

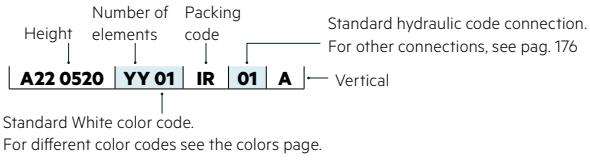

ARPA 12_2

Vertical

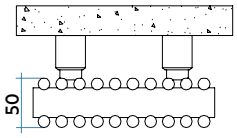

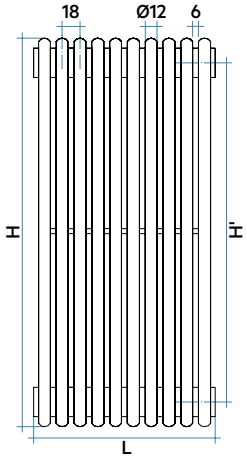



COMPLETE BATTERY DATA

HEIGHT (H)

(L)		520	550	650	670	700	750	850	870	920	1220	1520	1820	2020	2220	2520
Lenght mm 76	€	481,00	484,00	490,00	493,00	496,00	499,00	504,00	508,00	511,00	538,00	567,00	584,00	594,00	607,00	620,00
yy = N° elem. 4	W	84	88	101	104	108	114	127	130	136	174	210	246	269	293	327
Lenght mm 112	€	492,00	494,00	500,00	501,00	505,00	509,00	513,00	515,00	519,00	549,00	578,00	596,00	607,00	620,00	633,00
yy = N° elem. 6	W	125	131	152	155	161	172	191	195	204	260	315	369	404	439	491
Lenght mm 148	€	501,00	505,00	512,00	514,00	519,00	523,00	529,00	532,00	536,00	563,00	589,00	608,00	620,00	633,00	647,00
yy = N° elem. 8	W	167	175	202	207	215	229	254	260	272	347	420	492	538	586	654
Lenght mm 184	€	516,00	520,00	527,00	530,00	535,00	540,00	546,00	549,00	554,00	586,00	616,00	636,00	650,00	652,00	683,00
yy = N° elem. 10	W	209	219	253	259	269	286	318	325	340	434	525	615	673	732	818
Lenght mm 220	€	532,00	536,00	545,00	547,00	552,00	557,00	562,00	567,00	572,00	607,00	642,00	666,00	682,00	685,00	719,00
yy = N° elem. 12	W	251	263	304	311	323	343	382	390	408	521	630	738	808	878	982
Lenght mm 256	€	547,00	551,00	560,00	562,00	568,00	573,00	580,00	584,00	589,00	630,00	668,00	695,00	712,00	718,00	755,00
yy = N° elem. 14	W	293	307	354	363	377	400	445	455	476	608	735	861	942	1025	1145
Lenght mm 292	€	563,00	568,00	576,00	579,00	585,00	590,00	597,00	602,00	607,00	651,00	694,00	723,00	742,00	752,00	791,00
yy = N° elem. 16	W	334	350	405	414	430	458	509	520	544	694	840	984	1077	1171	1309
Lenght mm 328	€	578,00	583,00	593,00	595,00	602,00	607,00	614,00	618,00	625,00	672,00	721,00	753,00	774,00	784,00	827,00
yy = N° elem. 18	W	376	394	455	466	484	515	572	585	612	781	945	1107	1211	1318	1472
Lenght mm 364	€	601,00	605,00	615,00	618,00	625,00	631,00	639,00	643,00	650,00	702,00	753,00	788,00	811,00	823,00	868,00
yy = N° elem. 20	W	418	438	506	518	538	572	636	650	680	868	1050	1230	1346	1464	1636
Lenght mm 400	€	623,00	628,00	638,00	642,00	649,00	654,00	664,00	669,00	676,00	729,00	784,00	823,00	848,00	861,00	909,00
yy = N° elem. 22	W	460	482	557	570	592	629	700	715	748	955	1155	1353	1481	1610	1800
Lenght mm 436	€	644,00	650,00	660,00	665,00	672,00	679,00	688,00	694,00	702,00	759,00	816,00	859,00	885,00	899,00	950,00
yy = N° elem. 24	W	502	526	607	622	646	686	763	780	816	1042	1260	1476	1615	1757	1963
Lenght mm 472	€	666,00	672,00	683,00	688,00	696,00	703,00	712,00	719,00	726,00	788,00	848,00	894,00	922,00	937,00	991,00
yy = N° elem. 26	W	543	569	658	673	699	744	827	845	884	1128	1365	1599	1750	1903	2127
Lenght mm 508	€	688,00	694,00	706,00	711,00	720,00	727,00	737,00	743,00	753,00	816,00	880,00	929,00	959,00	976,00	1.034,00
yy = N° elem. 28	W	585	613	708	725	753	801	890	910	952	1215	1470	1722	1884	2050	2290
Lenght mm 544	€	711,00	718,00	728,00	735,00	743,00	752,00	761,00	767,00	778,00	845,00	913,00	962,00	996,00	1.014,00	1.076,00
yy = N° elem. 30	W	627	657	759	777	807	858	954	975	1020	1302	1575	1845	2019	2196	2454
Lenght mm 580	€	732,00	739,00	752,00	757,00	766,00	776,00	787,00	793,00	802,00	875,00	946,00	997,00	1.035,00	1.053,00	1.116,00
yy = N° elem. 32	W	669	701	810	829	861	915	1018	1040	1088	1389	1680	1968	2154	2342	2618
Lenght mm 616	€	754,00	761,00	775,00	781,00	791,00	799,00	811,00	817,00	829,00	903,00	977,00	1.032,00	1.072,00	1.091,00	1.158,00
yy = N° elem. 34	W	711	745	860	881	915	972	1081	1105	1156	1476	1785	2091	2288	2489	2781
Lenght mm 652	€	777,00	785,00	798,00	805,00	815,00	825,00	836,00	845,00	856,00	934,00	1.011,00	1.071,00	1.111,00	1.131,00	1.202,00
yy = N° elem. 36	W	752	788	911	932	968	1030	1145	1170	1224	1562	1890	2214	2423	2635	2945
Lenght mm 688	€	799,00	808,00	823,00	830,00	840,00	850,00	862,00	871,00	883,00	964,00	1.045,00	1.108,00	1.150,00	1.172,00	
yy = N° elem. 38	W	794	832	961	984	1022	1087	1208	1235	1292	1649	1995	2337	2557	2782	
Lenght mm 724	€	823,00	831,00	846,00	853,00	865,00	875,00	887,00	898,00	909,00	994,00	1.080,00	1.145,00	1.188,00	1.213,00	
yy = N° elem. 40	W	836	876	1012	1036	1076	1144	1272	1300	1360	1736	2100	2460	2692	2928	
Lenght mm 760	€	843,00	853,00	868,00	877,00	888,00	900,00	913,00	922,00	936,00	1.023,00	1.113,00	1.182,00	1.226,00	1.253,00	
yy = N° elem. 42	W	878	920	1063	1088	1130	1201	1336	1365	1428	1823	2205	2583	2827	3074	
Lenght mm 796	€	865,00	875,00	890,00	900,00	912,00	923,00	937,00	947,00	960,00	1.053,00	1.144,00	1.216,00	1.264,00	1.291,00	
yy = N° elem. 44	W	920	964	1113	1140	1184	1258	1399	1430	1496	1910	2310	2706	2961	3221	
Lenght mm 832	€	885,00	896,00	913,00	922,00	935,00	947,00	960,00	972,00	985,00	1.081,00	1.176,00	1.251,00	1.302,00		
yy = N° elem. 46	W	961	1007	1164	1191	1237	1316	1463	1495	1564	1996	2415	2829	3096		
Lenght mm 868	€	906,00	916,00	935,00	944,00	957,00	970,00	985,00	995,00	1.010,00	1.109,00	1.207,00	1.286,00	1.339,00		
yy = N° elem. 48	W	1003	1051	1214	1243	1291	1373	1526	1560	1632	2083	2520	2952	3230		
Lenght mm 904	€	929,00	938,00	957,00	968,00	981,00	992,00	1.009,00	1.020,00	1.036,00	1.137,00	1.239,00	1.321,00	1.376,00		
yy = N° elem. 50	W	1045	1095	1265	1295	1345	1430	1590	1625	1700	2170	2625	3075	3365		
Lenght mm 940	€	948,00	959,00	979,00	988,00	1.004,00	1.017,00	1.032,00	1.045,00	1.060,00	1.166,00	1.272,00	1.356,00			
yy = N° elem. 52	W	1087	1139	1316	1347	1399	1487	1654	1690	1768	2257	2730	3198			
Lenght mm 976	€	970,00	981,00	1.002,00	1.011,00	1.026,00	1.041,00	1.057,00	1.070,00	1.085,00	1.195,00	1.304,00	1.391,00			
yy = N° elem. 54	W	1129	1183	1366	1399	1453	1544	1717	1755	1836	2344	2835	3321			
Lenght mm 1012	€	990,00	1.003,00	1.023,00	1.034,00	1.049,00	1.063,00	1.081,00	1.094,00	1.112,00	1.224,00	1.336,00				
yy = N° elem. 56	W	1170	1226	1417	1450	1506	1602	1781	1820	1904	2430	2940				
Lenght mm 1048	€	1.019,00	1.032,00	1.054,00	1.063,00	1.081,00	1.094,00	1.113,00	1.126,00	1.144,00	1.260,00	1.376,00				
yy = N° elem. 58	W	1212	1270	1467	1502	1560	1659	1844	1885	1972	2517	3045				
Lenght mm 1084	€	1.049,00	1.062,00	1.084,00	1.095,00	1.113,00	1.127,00	1.147,00	1.160,00	1.177,00	1.297,00	1.416,00				
yy = N° elem. 60	W	1254	1314	1518	1554	1614	1716	1908	1950	2040	2604	3150				

Decorative & Technical Accessories



Kit Valves and Lockshield valve
Pag. 550

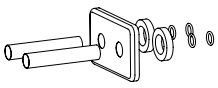

Pipe cover kit
Pag. 554

ARPA 12_2 HORIZONTAL
30 elements, height 544 mm, lenght 2220 mm.
Agave finish (cod. 9N). Configuration cod. 01.

ARPA 12_2 HORIZONTAL
Agave finish (cod. 9N). Configuration cod. 01.

Technical features:

- manifolds with a 30 mm diameter circular section
- tubes made of sheet steel with an 12 mm diameter
- manifold threading 1/2" Gas right
- maximum working pressure 10 bar
- maximum working temperature 95°C

Finishes available	Surcharge
Standard White	-
Classic finishes	+15%
Special finishes	+25%
Other RAL colors	+40% following feasibility study

Finishing codes see page 588.

Price included:

Wall fixing systems with screws and anchors (not available separately from the radiator)

1/2" Blind plug

Piper cover kit

1/2" Air vent

Number of elements:
Radiators with an odd number of elements will be supplied at the same price as a radiator with the next even number of elements.
For example: an ARPA 12_2 Horizontal 1820 lenght and 9 elements wide = the price of an ARPA 12_2 Horizontal 1820 lenght and 10 elements wide.

CE 17 EN442-1 EN 442 EURONORM

Model	Code	Depth P mm	Lenght L mm	Conn. C. L' mm	Weight Kg	Cap. lt
520	**A22 0520 YY 01 IR 01 H**	50	520	470	0,39	0,10
550	**A22 0550 YY 01 IR 01 H**	50	550	500	0,41	0,10
650	**A22 0650 YY 01 IR 01 H**	50	650	600	0,47	0,11
670	**A22 0670 YY 01 IR 01 H**	50	670	620	0,49	0,12
700	**A22 0700 YY 01 IR 01 H**	50	700	650	0,51	0,12
750	**A22 0750 YY 01 IR 01 H**	50	750	700	0,54	0,13
850	**A22 0850 YY 01 IR 01 H**	50	850	800	0,60	0,14
870	**A22 0870 YY 01 IR 01 H**	50	870	820	0,62	0,15
920	**A22 0920 YY 01 IR 01 H**	50	920	870	0,65	0,15
1220	**A22 1220 YY 01 IR 01 H**	50	1220	1170	0,94	0,20
1520	**A22 1520 YY 01 IR 01 H**	50	1520	1470	1,03	0,24
1820	**A22 1820 YY 01 IR 01 H**	50	1820	1770	1,22	0,28
2020	**A22 2020 YY 01 IR 01 H**	50	2020	1970	1,35	0,31
2220	**A22 2220 YY 01 IR 01 H**	50	2220	2170	1,48	0,34
2520	**A22 2520 YY 01 IR 01 H**	50	2520	2470	1,67	0,39

Key Codes

Lenght | Number of elements | Packing code | Standard hydraulic code connection. For other connections, see pag. 176

A22 0520 | YY 01 | IR | 01 | H — Horizontal

Standard White color code.
For different color codes see the colors page.

ARPA 12_2 Horizontal: Power in Watt for linear metre

N. el.	4	6	8	10	12	14	16	18	20	22	24	26	28	30	32	34	36	38	40	42	44	46	48	50	52	54	56	58	60
Btu/h Δt= 50°C	785,6	1062,8	1339,9	1617,1	1894,2	2171,3	2448,5	2725,6	3002,8	3279,9	3557,0	3731,8	3903,6	4072,9	4239,5	4404,7	4567,9	4730,1	4890,9	5051,0	5210,1	5368,9	5526,9	5684,7	5842,0	5999,4	6156,8	6314,2	6471,6
Watt Δt= 50°C	230,1	311,3	392,5	473,7	554,8	636,0	717,2	798,4	879,5	960,7	1041,9	1093,1	1143,4	1193,0	1241,8	1290,2	1338,0	1385,5	1432,6	1479,5	1526,1	1572,6	1618,9	1665,1	1711,2	1757,3	1803,4	1849,5	1895,6
Watt Δt= 40°C	175,2	236,9	298,5	359,7	423,2	487,3	547,2	606,5	664,1	721,0	797,6	835,0	871,5	907,3	942,3	978,7	1014,7	1050,4	1085,9	1121,1	1156,1	1190,9	1225,5	1260,0	1294,4	1328,8	1363,2	1397,5	1431,8
Watt Δt= 30°C*	123,3	166,6	209,7	252,3	298,5	345,7	386,0	425,5	462,3	498,0	565,2	590,0	614,0	637,4	660,2	685,5	710,4	735,1	759,6	784,0	808,2	832,1	855,9	879,6	903,2	926,8	950,3	973,8	997,3
Watt Δt= 20°C	75,1	101,4	127,6	153,0	182,5	213,1	236,1	258,2	277,5	295,7	347,8	361,6	374,8	387,6	399,8	414,9	429,8	444,5	459,1	473,6	487,9	502,1	516,1	530,0	543,9	557,7	571,5	585,3	599,0
Modification index	1,222	1,224	1,227	1,233	1,213	1,194	1,213	1,232	1,259	1,286	1,197	1,207	1,217	1,227	1,237	1,238	1,239	1,241	1,242	1,243	1,244	1,246	1,248	1,249	1,251	1,253	1,254	1,256	1,257

(*) Thanks to the high performance of Irsap ARPA 12_2 Horizontal radiators, the ideal Δt for low temperature projects is Δt at 30°C.
For Δt different from 50°C use the formula: $Q=Qn\ (\Delta t / 50)^n$

Special Options

Cod. 88

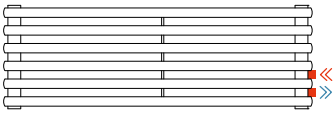

Welded manifolds
50 mm pitch
Universal connection

Cod. 82

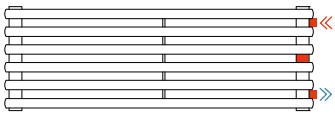

Welded manifolds

Cod. 80

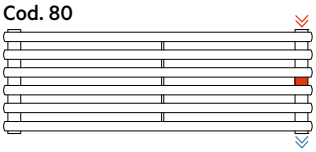

Internal Diaphragm

Manifolds:
The pipefittings welded on the side manifold can be positioned at any point at a specified distance between centres. It is compulsory in this type of installation to install a diaphragm during production to ensure the product functions correctly. The minimum possible distance between centres is equal to 50 mm (cod. 88), while the maximum distance depends on the length of the radiator (cod. 82).
The maximum distance between centres is equal to the number of elements - 2 multiplied by 18 (element pitch): L' = 18 x (n° of elements -2).
Side Connections (Cod. M82, M88): for side water connections insert an internal flow diverter to the bottom manifold **€ 81,00**
Internal Diaphragm (Cod. M80): Prearrangement for side connections with 1/2" welded fittings and internal baffle **€ 30,00**
For other connections see page 176

Connection dimensions with IRSAP valves

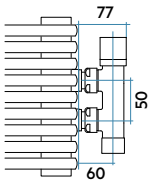

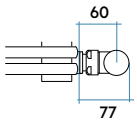

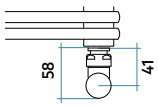

ARPA 12_2

Horizontal



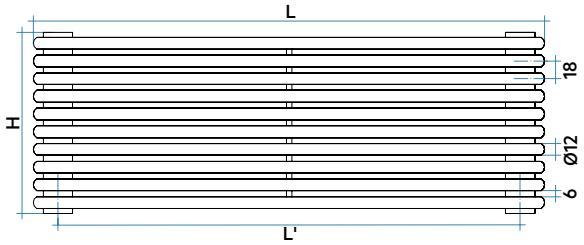

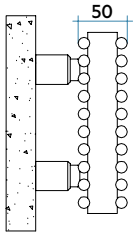

COMPLETE BATTERY DATA

LENGHT (L)

(H)		520	550	650	670	700	750	850	870	920	1220	1520	1820	2020	2220	2520
Height mm 76	€	481,00	484,00	490,00	493,00	496,00	499,00	504,00	508,00	511,00	538,00	567,00	584,00	594,00	607,00	620,00
yy = N° elem. 4	W	120	127	150	154	161	173	196	200	212	281	350	419	465	511	580
Height mm 112	€	492,00	494,00	500,00	501,00	505,00	509,00	513,00	515,00	519,00	549,00	578,00	596,00	607,00	620,00	633,00
yy = N° elem. 6	W	162	171	202	209	218	233	265	271	286	380	473	567	629	691	784
Height mm 148	€	501,00	505,00	512,00	514,00	519,00	523,00	529,00	532,00	536,00	563,00	589,00	608,00	620,00	633,00	647,00
yy = N° elem. 8	W	204	216	255	263	275	294	334	341	361	479	597	714	793	871	989
Height mm 184	€	516,00	520,00	527,00	530,00	535,00	540,00	546,00	549,00	554,00	586,00	616,00	636,00	650,00	652,00	683,00
yy = N° elem. 10	W	246	261	308	317	332	355	403	412	436	578	720	862	957	1052	1194
Height mm 220	€	532,00	536,00	545,00	547,00	552,00	557,00	562,00	567,00	572,00	607,00	642,00	666,00	682,00	685,00	719,00
yy = N° elem. 12	W	289	305	361	372	388	416	472	483	510	677	843	1010	1121	1232	1398
Height mm 256	€	547,00	551,00	560,00	562,00	568,00	573,00	580,00	584,00	589,00	630,00	668,00	695,00	712,00	718,00	755,00
yy = N° elem. 14	W	331	350	413	426	445	477	541	553	585	776	967	1158	1285	1412	1603
Height mm 292	€	563,00	568,00	576,00	579,00	585,00	590,00	597,00	602,00	607,00	651,00	694,00	723,00	742,00	752,00	791,00
yy = N° elem. 16	W	373	394	466	481	502	538	610	624	660	875	1090	1305	1449	1592	1807
Height mm 328	€	578,00	583,00	593,00	595,00	602,00	607,00	614,00	618,00	625,00	672,00	721,00	753,00	774,00	784,00	827,00
yy = N° elem. 18	W	415	439	519	535	559	599	679	695	734	974	1214	1453	1613	1772	2012
Height mm 364	€	601,00	605,00	615,00	618,00	625,00	631,00	639,00	643,00	650,00	702,00	753,00	788,00	811,00	823,00	868,00
yy = N° elem. 20	W	457	484	572	589	616	660	748	765	809	1073	1337	1601	1777	1953	2216
Height mm 400	€	623,00	628,00	638,00	642,00	649,00	654,00	664,00	669,00	676,00	729,00	784,00	823,00	848,00	861,00	909,00
yy = N° elem. 22	W	500	528	624	644	673	721	817	836	884	1172	1460	1749	1941	2133	2421
Height mm 436	€	644,00	650,00	660,00	665,00	672,00	679,00	688,00	694,00	702,00	759,00	816,00	859,00	885,00	899,00	950,00
yy = N° elem. 24	W	542	573	677	698	729	781	886	906	959	1271	1584	1896	2105	2313	2626
Height mm 472	€	666,00	672,00	683,00	688,00	696,00	703,00	712,00	719,00	726,00	788,00	848,00	894,00	922,00	937,00	991,00
yy = N° elem. 26	W	568	601	711	732	765	820	929	951	1006	1334	1662	1989	2208	2427	2755
Height mm 508	€	688,00	694,00	706,00	711,00	720,00	727,00	737,00	743,00	753,00	816,00	880,00	929,00	959,00	976,00	1.034,00
yy = N° elem. 28	W	595	629	743	766	800	858	972	995	1052	1395	1738	2081	2310	2538	2881
Height mm 544	€	711,00	718,00	728,00	735,00	743,00	752,00	761,00	767,00	778,00	845,00	913,00	962,00	996,00	1.014,00	1.076,00
yy = N° elem. 30	W	620	656	775	799	835	895	1014	1038	1098	1455	1813	2171	2410	2648	3006
Height mm 580	€	732,00	739,00	752,00	757,00	766,00	776,00	787,00	793,00	802,00	875,00	946,00	997,00	1.035,00	1.053,00	1.116,00
yy = N° elem. 32	W	646	683	807	832	869	931	1056	1080	1142	1515	1888	2260	2508	2757	3129
Height mm 616	€	754,00	761,00	775,00	781,00	791,00	799,00	811,00	817,00	829,00	903,00	977,00	1.032,00	1.072,00	1.091,00	1.158,00
yy = N° elem. 34	W	671	710	839	864	903	968	1097	1122	1187	1574	1961	2348	2606	2864	3251
Height mm 652	€	777,00	785,00	798,00	805,00	815,00	825,00	836,00	845,00	856,00	934,00	1.011,00	1.071,00	1.111,00	1.131,00	1.202,00
yy = N° elem. 36	W	696	736	870	896	937	1004	1137	1164	1231	1632	2034	2435	2703	2970	3372
Height mm 688	€	799,00	808,00	823,00	830,00	840,00	850,00	862,00	871,00	883,00	964,00	1.045,00	1.108,00	1.150,00	1.172,00	
yy = N° elem. 38	W	720	762	901	928	970	1039	1178	1205	1275	1690	2106	2522	2799	3076	
Height mm 724	€	823,00	831,00	846,00	853,00	865,00	875,00	887,00	898,00	909,00	994,00	1.080,00	1.145,00	1.188,00	1.213,00	
yy = N° elem. 40	W	745	788	931	960	1003	1074	1218	1246	1318	1748	2178	2607	2894	3180	
Height mm 760	€	843,00	853,00	868,00	877,00	888,00	900,00	913,00	922,00	936,00	1.023,00	1.113,00	1.182,00	1.226,00	1.253,00	
yy = N° elem. 42	W	769	814	962	991	1036	1110	1258	1287	1361	1805	2249	2693	2989	3284	
Height mm 796	€	865,00	875,00	890,00	900,00	912,00	923,00	937,00	947,00	960,00	1.053,00	1.144,00	1.216,00	1.264,00	1.291,00	
yy = N° elem. 44	W	794	839	992	1022	1068	1145	1297	1328	1404	1862	2320	2778	3083	3388	
Height mm 832	€	885,00	896,00	913,00	922,00	935,00	947,00	960,00	972,00	985,00	1.081,00	1.176,00	1.251,00	1.302,00		
yy = N° elem. 46	W	818	865	1022	1054	1101	1179	1337	1368	1447	1919	2390	2862	3177		
Height mm 868	€	906,00	916,00	935,00	944,00	957,00	970,00	985,00	995,00	1.010,00	1.109,00	1.207,00	1.286,00	1.339,00		
yy = N° elem. 48	W	842	890	1052	1085	1133	1214	1376	1408	1489	1975	2461	2946	3270		
Height mm 904	€	929,00	938,00	957,00	968,00	981,00	992,00	1.009,00	1.020,00	1.036,00	1.137,00	1.239,00	1.321,00	1.376,00		
yy = N° elem. 50	W	866	916	1082	1116	1166	1249	1415	1449	1532	2031	2531	3030	3364		
Height mm 940	€	948,00	959,00	979,00	988,00	1.004,00	1.017,00	1.032,00	1.045,00	1.060,00	1.166,00	1.272,00	1.356,00			
yy = N° elem. 52	W	890	941	1112	1147	1198	1283	1455	1489	1574	2088	2601	3114			
Height mm 976	€	970,00	981,00	1.002,00	1.011,00	1.026,00	1.041,00	1.057,00	1.070,00	1.085,00	1.195,00	1.304,00	1.391,00			
yy = N° elem. 54	W	914	967	1142	1177	1230	1318	1494	1529	1617	2144	2671	3198			
Height mm 1012	€	990,00	1.003,00	1.023,00	1.034,00	1.049,00	1.063,00	1.081,00	1.094,00	1.112,00	1.224,00	1.336,00				
yy = N° elem. 56	W	938	992	1172	1208	1262	1353	1533	1569	1659	2200	2741				
Height mm 1048	€	1.019,00	1.032,00	1.054,00	1.063,00	1.081,00	1.094,00	1.113,00	1.126,00	1.144,00	1.260,00	1.376,00				
yy = N° elem. 58	W	962	1017	1202	1239	1295	1387	1572	1609	1702	2256	2811				
Height mm 1084	€	1.049,00	1.062,00	1.084,00	1.095,00	1.113,00	1.127,00	1.147,00	1.160,00	1.177,00	1.297,00	1.416,00				
yy = N° elem. 60	W	986	1043	1232	1270	1327	1422	1611	1649	1744	2313	2881				

Decorative & Technical Accessories



Kit Valves and Lockshield valve
Pag. 550

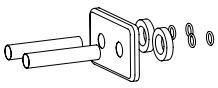

Pipe cover kit
Pag. 554

ARPA 18 VERTICAL
20 elements, height 2220 mm, lenght 541 mm.
Quartz 1 finish (cod. 1C). Configuration cod. 01.

ARPA 18 VERTICAL
Quartz 1 finish (cod. 1C). Configuration cod. 01.

Technical features:

- manifolds with a 30 mm diameter circular section
- tubes made of sheet steel with an 18 mm diameter
- manifold threading 1/2" Gas right
- maximum working pressure 10 bar
- maximum working temperature 95°C

Finishes available	Surcharge
Standard White	-
Classic finishes	+15%
Special finishes	+25%
Other RAL colors	+40% following feasibility study

Finishing codes see page 588.

Price included:

Wall fixing systems with screws and anchors

1/2" Blind plug

Piper cover kit

1/2" Air vent

Number of elements:
Radiators with an odd number of elements will be supplied at the same price as a radiator with the next even number of elements.
For example: an ARPA 18 Vertical 1820 high and 9 elements wide = the price of an ARPA 18 Vertical 1820 high and 10 elements wide.

CE 18 EN442-1 EN 442 EURONORM

Model	Code	Depth	Height	Conn. centre	Weight	Capacity	Thermal Power Δt=50°C		Δt=40°C	Δt=30°C	Δt=20°C	Exponent
		mm	H mm	H' mm	Kg	lt	Btu/h	**Watt**	Watt	**Watt (*)**	Watt	n.
520	**A18 0520 YY 01 IR 01 A**	46	520	470	0,30	0,13	68,6	**20,1**	15,1	**10,5**	6,2	1,280
550	**A18 0550 YY 01 IR 01 A**	46	550	500	0,32	0,13	72,3	**21,2**	15,9	**11,0**	6,6	1,281
650	**A18 0650 YY 01 IR 01 A**	46	650	600	0,36	0,15	84,3	**24,7**	18,6	**12,8**	7,6	1,282
670	**A18 0670 YY 01 IR 01 A**	46	670	620	0,37	0,16	86,7	**25,4**	19,1	**13,2**	7,8	1,282
700	**A18 0700 YY 01 IR 01 A**	46	700	650	0,39	0,16	90,4	**26,5**	19,9	**13,8**	8,2	1,283
750	**A18 0750 YY 01 IR 01 A**	46	750	700	0,41	0,17	96,2	**28,2**	21,2	**14,6**	8,7	1,284
850	**A18 0850 YY 01 IR 01 A**	46	850	800	0,45	0,19	108,2	**31,7**	23,8	**16,4**	9,8	1,285
870	**A18 0870 YY 01 IR 01 A**	46	870	820	0,46	0,20	110,2	**32,3**	24,2	**16,8**	10,0	1,285
920	**A18 0920 YY 01 IR 01 A**	46	920	870	0,49	0,20	116,4	**34,1**	25,6	**17,7**	10,5	1,286
1220	**A18 1220 YY 01 IR 01 A**	46	1220	1170	0,62	0,26	150,5	**44,1**	33,2	**23,0**	13,7	1,277
1520	**A18 1520 YY 01 IR 01 A**	46	1520	1470	0,76	0,32	184,3	**54,0**	40,7	**28,2**	16,9	1,269
1820	**A18 1820 YY 01 IR 01 A**	46	1820	1770	0,90	0,38	217,4	**63,7**	47,9	**33,2**	19,8	1,273
2020	**A18 2020 YY 01 IR 01 A**	46	2020	1970	0,99	0,42	239,2	**70,1**	52,7	**36,5**	21,8	1,276
2220	**A18 2220 YY 01 IR 01 A**	46	2220	2170	1,08	0,46	260,7	**76,4**	57,4	**39,8**	23,7	1,279
2520	**A18 2520 YY 01 IR 01 A**	46	2520	2470	1,22	0,52	292,4	**85,7**	64,3	**44,5**	26,4	1,284

(*) Thanks to the high performance of Irsap ARPA 18 Vertical radiators, the ideal Δt for low temperature projects is Δt at 30°C.
For Δt different from 50°C use the formula: $Q=Qn\ (\Delta t / 50)^n$

Special Options

Cod. 84


Welded manifolds 50 mm pitch Universal connection

Cod. 82

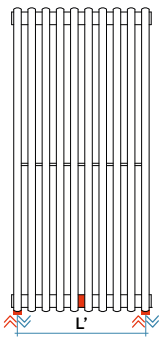

Welded manifolds

Cod. 80

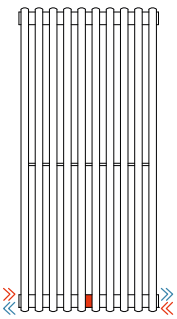
Internal Diaphragm

Manifolds:
The pipefittings welded on the bottom manifold can be positioned at any point at a specified distance between centres. It is compulsory in this type of installation to install a diaphragm during production to ensure the product functions correctly. The minimum possible distance between centres is equal to 50 mm (cod. 84), while the maximum distance depends on the length of the radiator (cod. 82). The maximum distance between centres is equal to the number of elements - 2 multiplied by 27 (element pitch): L' = 27 x (n° of elements -2).
Bottom Connections (Cod. M82, M84): For bottom water connections insert an internal flow diverter to the bottom manifold **€ 81,00**
Internal Diaphragm (Cod. M80): Prearrangement for bottom connections with 1/2" welded fittings and internal baffle **€ 30,00**
Configured for connection with single-pipe valve: connection available only for modul and/or double-pipe systems, no monotube valve with loop - (specify water inlet) **€ 18,00**
For other connections see page 176

Connection dimensions with IRSAP valves

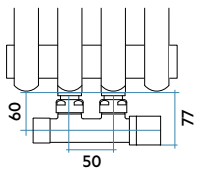

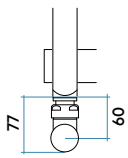

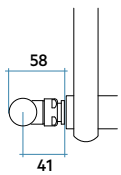

Key Codes

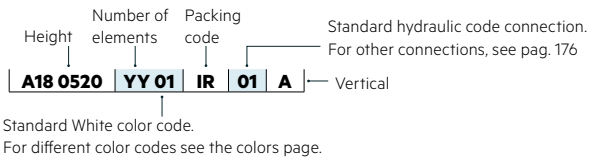

ARPA 18

Vertical

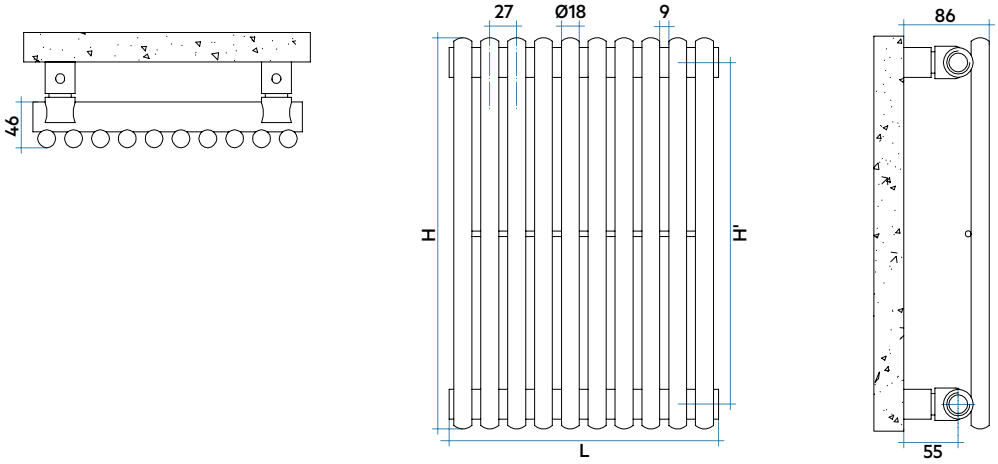

COMPLETE BATTERY DATA

HEIGHT (H)

(L)		520	550	650	670	700	750	850	870	920	1220	1520	1820	2020	2220	2520
Lenght mm 109	€	246,00	247,00	250,00	251,00	253,00	255,00	263,00	265,00	267,00	281,00	294,00	302,00	308,00	314,00	322,00
yy = N° elem. 4	W	80	85	99	102	106	113	127	129	136	176	216	255	280	306	343
Lenght mm 163	€	255,00	257,00	260,00	262,00	264,00	265,00	268,00	269,00	273,00	287,00	300,00	308,00	315,00	320,00	329,00
yy = N° elem. 6	W	121	127	148	152	159	169	190	194	205	265	324	382	421	458	514
Lenght mm 217	€	259,00	260,00	264,00	265,00	267,00	268,00	270,00	273,00	276,00	293,00	307,00	320,00	328,00	333,00	343,00
yy = N° elem. 8	W	161	170	198	203	212	226	254	258	273	353	432	510	561	611	686
Lenght mm 271	€	260,00	262,00	266,00	267,00	269,00	270,00	275,00	277,00	279,00	298,00	317,00	330,00	338,00	340,00	359,00
yy = N° elem. 10	W	201	212	247	254	265	282	317	323	341	441	540	637	701	764	857
Lenght mm 325	€	261,00	263,00	267,00	268,00	271,00	275,00	278,00	280,00	283,00	303,00	325,00	339,00	350,00	354,00	373,00
yy = N° elem. 12	W	241	254	296	305	318	338	380	388	409	529	648	764	841	917	1028
Lenght mm 379	€	276,00	278,00	283,00	284,00	287,00	289,00	294,00	296,00	299,00	323,00	347,00	363,00	373,00	378,00	401,00
yy = N° elem. 14	W	281	297	346	356	371	395	444	452	477	617	756	892	981	1070	1200
Lenght mm 433	€	289,00	292,00	297,00	298,00	301,00	304,00	308,00	312,00	315,00	340,00	367,00	385,00	399,00	404,00	427,00
yy = N° elem. 16	W	322	339	395	406	424	451	507	517	546	706	864	1019	1122	1222	1371
Lenght mm 487	€	302,00	305,00	312,00	313,00	317,00	321,00	324,00	328,00	331,00	359,00	387,00	408,00	422,00	428,00	454,00
yy = N° elem. 18	W	362	382	445	457	477	508	571	581	614	794	972	1147	1262	1375	1543
Lenght mm 541	€	317,00	320,00	325,00	328,00	332,00	335,00	339,00	342,00	348,00	377,00	408,00	430,00	445,00	453,00	481,00
yy = N° elem. 20	W	402	424	494	508	530	564	634	646	682	882	1080	1274	1402	1528	1714
Lenght mm 595	€	331,00	334,00	339,00	342,00	347,00	351,00	355,00	359,00	364,00	396,00	428,00	453,00	471,00	478,00	508,00
yy = N° elem. 22	W	442	466	543	559	583	620	697	711	750	970	1188	1401	1542	1681	1885
Lenght mm 649	€	348,00	351,00	357,00	360,00	365,00	369,00	374,00	377,00	383,00	417,00	452,00	479,00	497,00	508,00	538,00
yy = N° elem. 24	W	482	509	593	610	636	677	761	775	818	1058	1296	1529	1682	1834	2057
Lenght mm 703	€	364,00	368,00	374,00	376,00	383,00	387,00	392,00	398,00	402,00	439,00	477,00	505,00	524,00	535,00	569,00
yy = N° elem. 26	W	523	551	642	660	689	733	824	840	887	1147	1404	1656	1823	1986	2228
Lenght mm 757	€	378,00	384,00	391,00	395,00	401,00	405,00	410,00	414,00	421,00	461,00	500,00	532,00	551,00	563,00	601,00
yy = N° elem. 28	W	563	594	692	711	742	790	888	904	955	1235	1512	1784	1963	2139	2400
Lenght mm 811	€	395,00	400,00	407,00	410,00	416,00	422,00	427,00	432,00	439,00	480,00	523,00	555,00	577,00	590,00	630,00
yy = N° elem. 30	W	603	636	741	762	795	846	951	969	1023	1323	1620	1911	2103	2292	2571
Lenght mm 865	€	409,00	413,00	422,00	426,00	432,00	438,00	444,00	449,00	456,00	500,00	545,00	580,00	603,00	617,00	658,00
yy = N° elem. 32	W	643	678	790	813	848	902	1014	1034	1091	1411	1728	2038	2243	2445	2742
Lenght mm 919	€	424,00	428,00	438,00	442,00	448,00	454,00	461,00	466,00	474,00	519,00	567,00	604,00	629,00	643,00	687,00
yy = N° elem. 34	W	683	721	840	864	901	959	1078	1098	1159	1499	1836	2166	2383	2598	2914
Lenght mm 973	€	439,00	444,00	453,00	458,00	464,00	471,00	478,00	483,00	490,00	540,00	588,00	628,00	654,00	670,00	716,00
yy = N° elem. 36	W	724	763	889	914	954	1015	1141	1163	1228	1588	1944	2293	2524	2750	3085
Lenght mm 1027	€	453,00	459,00	470,00	474,00	480,00	487,00	495,00	500,00	509,00	560,00	611,00	652,00	679,00	697,00	744,00
yy = N° elem. 38	W	764	806	939	965	1007	1072	1205	1227	1296	1676	2052	2421	2664	2903	3257
Lenght mm 1081	€	466,00	473,00	482,00	487,00	495,00	501,00	510,00	516,00	523,00	577,00	631,00	674,00	703,00	721,00	
yy = N° elem. 40	W	804	848	988	1016	1060	1128	1268	1292	1364	1764	2160	2548	2804	3056	
Lenght mm 1135	€	479,00	485,00	496,00	500,00	509,00	515,00	524,00	531,00	538,00	595,00	650,00	695,00	725,00	745,00	
yy = N° elem. 42	W	844	890	1037	1067	1113	1184	1331	1357	1432	1852	2268	2675	2944	3209	
Lenght mm 1189	€	493,00	498,00	510,00	514,00	523,00	530,00	538,00	546,00	553,00	612,00	670,00	718,00	748,00	770,00	
yy = N° elem. 44	W	884	933	1087	1118	1166	1241	1395	1421	1500	1940	2376	2803	3084	3362	
Lenght mm 1243	€	505,00	512,00	523,00	529,00	536,00	545,00	553,00	560,00	569,00	630,00	690,00	739,00	772,00		
yy = N° elem. 46	W	925	975	1136	1168	1219	1297	1458	1486	1569	2029	2484	2930	3225		
Lenght mm 1297	€	517,00	525,00	536,00	542,00	550,00	559,00	568,00	576,00	584,00	647,00	711,00	760,00	794,00		
yy = N° elem. 48	W	965	1018	1186	1219	1272	1354	1522	1550	1637	2117	2592	3058	3365		
Lenght mm 1351	€	531,00	537,00	550,00	555,00	565,00	572,00	583,00	590,00	599,00	665,00	729,00	783,00			
yy = N° elem. 50	W	1005	1060	1235	1270	1325	1410	1585	1615	1705	2205	2700	3185			
Lenght mm 1405	€	560,00	567,00	579,00	586,00	595,00	604,00	614,00	622,00	632,00	701,00	770,00	825,00			
yy = N° elem. 52	W	1045	1102	1284	1321	1378	1466	1648	1680	1773	2293	2808	3312			
Lenght mm 1459	€	588,00	596,00	610,00	616,00	625,00	634,00	646,00	653,00	664,00	737,00	809,00				
yy = N° elem. 54	W	1085	1145	1334	1372	1431	1523	1712	1744	1841	2381	2916				
Lenght mm 1513	€	617,00	625,00	639,00	646,00	655,00	666,00	677,00	686,00	696,00	772,00	848,00				
yy = N° elem. 56	W	1126	1187	1383	1422	1484	1579	1775	1809	1910	2470	3024				
Lenght mm 1567	€	646,00	654,00	668,00	676,00	687,00	696,00	708,00	718,00	728,00	808,00	887,00				
yy = N° elem. 58	W	1166	1230	1433	1473	1537	1636	1839	1873	1978	2558	3132				
Lenght mm 1621	€	675,00	684,00	699,00	706,00	718,00	727,00	740,00	749,00	761,00	843,00	926,00				
yy = N° elem. 60	W	1206	1272	1482	1524	1590	1692	1902	1938	2046	2646	3240				

Decorative & Technical Accessories



Kit Valves and Lockshield valve
Pag. 550

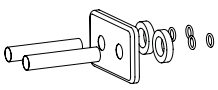

Pipe cover kit
Pag. 554

ARPA 18 HORIZONTAL
Pearl Grey finish (cod. L6). Configuration cod. 01.

ARPA 18 HORIZONTAL
20 elements, height 541 mm, lenght 2020 mm.
Pearl Grey finish (cod. L6). Configuration cod. 01.

Technical features:

- manifolds with a 30 mm diameter circular section
- tubes made of sheet steel with an 18 mm diameter
- manifold threading 1/2" Gas right
- maximum working pressure 10 bar
- maximum working temperature 95°C

Finishes available	Surcharge
Standard White	-
Classic finishes	+15%
Special finishes	+25%
Other RAL colors	+40% following feasibility study

Finishing codes see page 588.

CE 18 EN442-1 EN 442 EUROPEAN NORM

Model	Code	Depth P mm	Lenght L mm	Conn. C. L' mm	Weight Kg	Cap. lt
520	**A18 0520 YY 01 IR 01 H**	46	520	470	0,30	0,13
550	**A18 0550 YY 01 IR 01 H**	46	550	500	0,32	0,13
650	**A18 0650 YY 01 IR 01 H**	46	650	600	0,36	0,15
670	**A18 0670 YY 01 IR 01 H**	46	670	620	0,37	0,16
700	**A18 0700 YY 01 IR 01 H**	46	700	650	0,39	0,16
750	**A18 0750 YY 01 IR 01 H**	46	750	700	0,41	0,17
850	**A18 0850 YY 01 IR 01 H**	46	850	800	0,45	0,19
870	**A18 0870 YY 01 IR 01 H**	46	870	820	0,46	0,20
920	**A18 0920 YY 01 IR 01 H**	46	920	870	0,49	0,20
1220	**A18 1220 YY 01 IR 01 H**	46	1220	1170	0,62	0,26
1520	**A18 1520 YY 01 IR 01 H**	46	1520	1470	0,76	0,32
1820	**A18 1820 YY 01 IR 01 H**	46	1820	1770	0,90	0,38
2020	**A18 2020 YY 01 IR 01 H**	46	2020	1970	0,99	0,42
2220	**A18 2220 YY 01 IR 01 H**	46	2220	2170	1,08	0,46
2520	**A18 2520 YY 01 IR 01 H**	46	2520	2470	1,22	0,52

Price included:

Wall fixing systems with screws and anchors

1/2" Blind plug

Piper cover kit

1/2" Air vent

Number of elements:
Radiators with an odd number of elements will be supplied at the same price as a radiator with the next even number of elements.
For example: an ARPA 18 Horizontal 1820 lenght and 9 elements wide = the price of an ARPA 18 Horizontal 1820 lenght and 10 elements wide.

Key Codes

Lenght | Number of elements | Packing code | Standard hydraulic code connection. For other connections, see pag. 176

A18 0520 | YY 01 | IR | 01 | H ← Horizontal

Standard White color code.
For different color codes see the colors page.

ARPA 18 Horizontal: Power in Watt for linear metre

N. el.	4	6	8	10	12	14	16	18	20	22	24	26	28	30	32	34	36	38	40	42	44	46	48	50	52	54	56	58	60
Btu/h a Δt= 50°C	849,7	1081,3	1312,9	1544,4	1776,0	2007,6	2239,1	2470,7	2710,4	2942,2	3161,7	3381,6	3589,8	3790,6	3983,8	4169,5	4348,4	4519,8	4684,7	4900,9	5117,1	5333,3	5549,4	5765,6	5981,8	6198,0	6414,2	6630,4	6846,6
Watt a Δt= 50°C	248,9	316,7	384,6	452,4	520,2	588,0	655,9	723,7	793,9	861,8	926,1	990,5	1051,5	1110,3	1166,9	1221,3	1273,7	1323,9	1372,2	1435,5	1498,8	1562,2	1625,5	1688,8	1752,1	1815,5	1878,8	1942,1	2005,4
Watt a Δt= 40°C	187,3	238,6	289,9	341,3	392,8	445,1	497,6	550,2	606,0	660,5	712,5	765,2	811,1	855,2	897,5	935,2	971,0	1004,8	1036,9	1096,0	1144,7	1193,5	1244,4	1295,5	1341,4	1400,4	1450,4	1500,4	1550,6
Watt a Δt= 30°C*	129,9	165,5	201,3	237,3	273,4	310,8	348,5	386,5	427,9	468,7	508,2	548,6	580,4	610,8	639,8	662,9	684,4	704,2	722,6	773,9	808,7	843,6	881,8	920,5	950,6	1002,1	1038,9	1075,8	1112,9
Watt a Δt= 20°C	77,5	98,9	120,5	142,2	164,1	187,3	211,0	234,9	261,9	289,0	315,6	343,3	362,2	380,1	397,0	408,1	418,0	426,7	434,3	474,0	495,6	517,3	542,7	568,6	585,0	625,3	649,2	673,2	697,3
Modification index	1,274	1,270	1,267	1,263	1,259	1,248	1,238	1,228	1,210	1,192	1,175	1,157	1,163	1,170	1,177	1,196	1,216	1,236	1,256	1,209	1,208	1,206	1,197	1,188	1,197	1,163	1,160	1,156	1,153

(*) Thanks to the high performance of Irsap ARPA 18 Horizontal radiators, the ideal Δt for low temperature projects is Δt at 30°C.
For Δt different from 50°C use the formula: $Q=Qn\ (\Delta t / 50)^n$

Special Options

Cod. 88

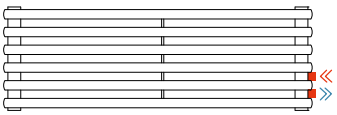

Welded manifolds
50 mm pitch
Universal connection

Cod. 82

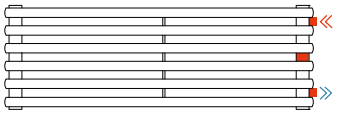

Welded manifolds

Cod. 80

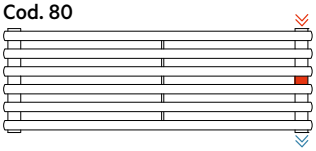

Internal Diaphragm

Manifolds:
The pipefittings welded on the side manifold can be positioned at any point at a specified distance between centres. It is compulsory in this type of installation to install a diaphragm during production to ensure the product functions correctly. The minimum possible distance between centres is equal to 50 mm (cod. 88), while the maximum distance depends on the length of the radiator (cod. 82).
The maximum distance between centres is equal to the number of elements - 2 multiplied by 27 (element pitch): L' = 27 x (n° of elements -2).
Side Connections (Cod. M82, M88): For side water connections insert an internal flow diverter to the bottom manifold **€ 81,00**
Internal Diaphragm (Cod. M80): Prearrangement for side connections with 1/2" welded fittings and internal baffle **€ 30,00**
Configured for connection with single-pipe valve: connection available only for modul and/or double-pipe systems, no monotube valve with loop - (specify water inlet) **€ 18,00**
For other connections see page 176

Connection dimensions with IRSAP valves

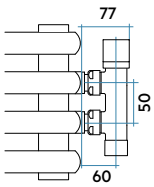

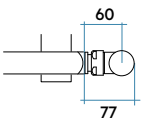

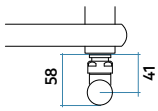

Horizontal

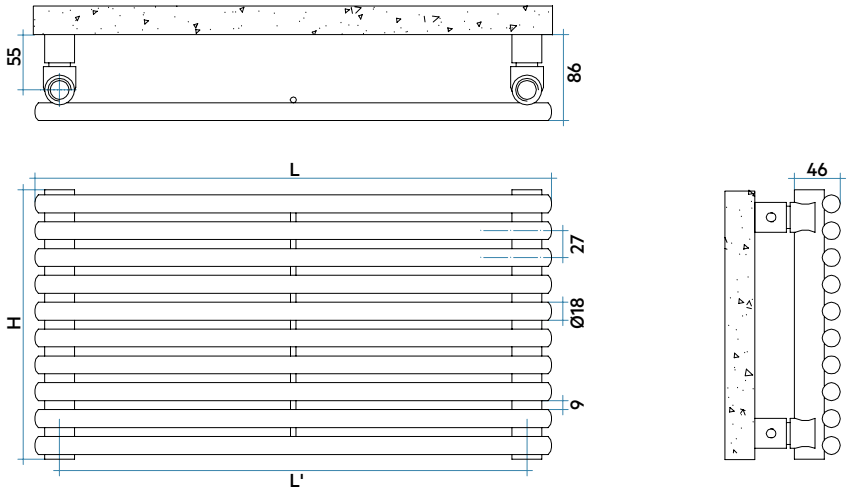

COMPLETE BATTERY DATA

LENGHT (L)

(H)		520	550	650	670	700	750	850	870	920	1220	1520	1820	2020	2220	2520
Height mm 109	€	**246,00**	**247,00**	**250,00**	**251,00**	**253,00**	**255,00**	**263,00**	**265,00**	**267,00**	**281,00**	**294,00**	**302,00**	**308,00**	**314,00**	**322,00**
yy = N° elem. 4	W	129	137	162	167	174	187	212	217	229	304	378	453	503	553	627
Height mm 163	€	**255,00**	**257,00**	**260,00**	**262,00**	**264,00**	**265,00**	**268,00**	**269,00**	**273,00**	**287,00**	**300,00**	**308,00**	**315,00**	**320,00**	**329,00**
yy = N° elem. 6	W	165	174	206	212	222	238	269	276	291	386	481	576	640	703	798
Height mm 217	€	**259,00**	**260,00**	**264,00**	**265,00**	**267,00**	**268,00**	**270,00**	**273,00**	**276,00**	**293,00**	**307,00**	**320,00**	**328,00**	**333,00**	**343,00**
yy = N° elem. 8	W	200	212	250	258	269	288	327	335	354	469	585	700	777	854	969
Height mm 271	€	**260,00**	**262,00**	**266,00**	**267,00**	**269,00**	**270,00**	**275,00**	**277,00**	**279,00**	**298,00**	**317,00**	**330,00**	**338,00**	**340,00**	**359,00**
yy = N° elem. 10	W	235	249	294	303	317	339	385	394	416	552	688	823	914	1004	1140
Height mm 325	€	**261,00**	**263,00**	**267,00**	**268,00**	**271,00**	**275,00**	**278,00**	**280,00**	**283,00**	**303,00**	**325,00**	**339,00**	**350,00**	**354,00**	**373,00**
yy = N° elem. 12	W	271	286	338	349	364	390	442	453	479	635	791	947	1051	1155	1311
Height mm 379	€	**276,00**	**278,00**	**283,00**	**284,00**	**287,00**	**289,00**	**294,00**	**296,00**	**299,00**	**323,00**	**347,00**	**363,00**	**373,00**	**378,00**	**401,00**
yy = N° elem. 14	W	306	323	382	394	412	441	500	512	541	717	894	1070	1188	1305	1482
Height mm 433	€	**289,00**	**292,00**	**297,00**	**298,00**	**301,00**	**304,00**	**308,00**	**312,00**	**315,00**	**340,00**	**367,00**	**385,00**	**399,00**	**404,00**	**427,00**
yy = N° elem. 16	W	341	361	426	439	459	492	557	571	603	800	997	1194	1325	1456	1653
Height mm 487	€	**302,00**	**305,00**	**312,00**	**313,00**	**317,00**	**321,00**	**324,00**	**328,00**	**331,00**	**359,00**	**387,00**	**408,00**	**422,00**	**428,00**	**454,00**
yy = N° elem. 18	W	376	398	470	485	507	543	615	630	666	883	1100	1317	1462	1607	1824
Height mm 541	€	**317,00**	**320,00**	**325,00**	**328,00**	**332,00**	**335,00**	**339,00**	**342,00**	**348,00**	**377,00**	**408,00**	**430,00**	**445,00**	**453,00**	**481,00**
yy = N° elem. 20	W	413	437	516	532	556	595	675	691	730	969	1207	1445	1604	1762	2001
Height mm 595	€	**331,00**	**334,00**	**339,00**	**342,00**	**347,00**	**351,00**	**355,00**	**359,00**	**364,00**	**396,00**	**428,00**	**453,00**	**471,00**	**478,00**	**508,00**
yy = N° elem. 22	W	448	474	560	577	603	646	733	750	793	1051	1310	1568	1741	1913	2172
Height mm 649	€	**348,00**	**351,00**	**357,00**	**360,00**	**365,00**	**369,00**	**374,00**	**377,00**	**383,00**	**417,00**	**452,00**	**479,00**	**497,00**	**508,00**	**538,00**
yy = N° elem. 24	W	482	509	602	620	648	695	787	806	852	1130	1408	1686	1871	2056	2334
Height mm 703	€	**364,00**	**368,00**	**374,00**	**376,00**	**383,00**	**387,00**	**392,00**	**398,00**	**402,00**	**439,00**	**477,00**	**505,00**	**524,00**	**535,00**	**569,00**
yy = N° elem. 26	W	515	545	644	664	693	743	842	862	911	1208	1506	1803	2001	2199	2496
Height mm 757	€	**378,00**	**384,00**	**391,00**	**395,00**	**401,00**	**405,00**	**410,00**	**414,00**	**421,00**	**461,00**	**500,00**	**532,00**	**551,00**	**563,00**	**601,00**
yy = N° elem. 28	W	547	578	683	705	736	789	894	915	967	1283	1598	1914	2124	2334	2650
Height mm 811	€	**395,00**	**400,00**	**407,00**	**410,00**	**416,00**	**422,00**	**427,00**	**432,00**	**439,00**	**480,00**	**523,00**	**555,00**	**577,00**	**590,00**	**630,00**
yy = N° elem. 30	W	577	611	722	744	777	833	944	966	1021	1355	1688	2021	2243	2465	2798
Height mm 865	€	**409,00**	**413,00**	**422,00**	**426,00**	**432,00**	**438,00**	**444,00**	**449,00**	**456,00**	**500,00**	**545,00**	**580,00**	**603,00**	**617,00**	**658,00**
yy = N° elem. 32	W	607	642	758	782	817	875	992	1015	1074	1424	1774	2124	2357	2591	2941
Height mm 919	€	**424,00**	**428,00**	**438,00**	**442,00**	**448,00**	**454,00**	**461,00**	**466,00**	**474,00**	**519,00**	**567,00**	**604,00**	**629,00**	**643,00**	**687,00**
yy = N° elem. 34	W	635	672	794	818	855	916	1038	1063	1124	1490	1856	2223	2467	2711	3078
Height mm 973	€	**439,00**	**444,00**	**453,00**	**458,00**	**464,00**	**471,00**	**478,00**	**483,00**	**490,00**	**540,00**	**588,00**	**628,00**	**654,00**	**670,00**	**716,00**
yy = N° elem. 36	W	662	701	828	853	892	955	1083	1108	1172	1554	1936	2318	2573	2828	3210
Height mm 1027	€	**453,00**	**459,00**	**470,00**	**474,00**	**480,00**	**487,00**	**495,00**	**500,00**	**509,00**	**560,00**	**611,00**	**652,00**	**679,00**	**697,00**	**744,00**
yy = N° elem. 38	W	688	728	861	887	927	993	1125	1152	1218	1615	2012	2409	2674	2939	3336
Height mm 1081	€	**466,00**	**473,00**	**482,00**	**487,00**	**495,00**	**501,00**	**510,00**	**516,00**	**523,00**	**577,00**	**631,00**	**674,00**	**703,00**	**721,00**	
yy = N° elem. 40	W	714	755	892	919	961	1029	1166	1194	1262	1674	2086	2497	2772	3046	
Height mm 1135	€	**479,00**	**485,00**	**496,00**	**500,00**	**509,00**	**515,00**	**524,00**	**531,00**	**538,00**	**595,00**	**650,00**	**695,00**	**725,00**	**745,00**	
yy = N° elem. 42	W	746	790	933	962	1005	1077	1220	1249	1321	1751	2182	2613	2900	3187	
Height mm 1189	€	**493,00**	**498,00**	**510,00**	**514,00**	**523,00**	**530,00**	**538,00**	**546,00**	**553,00**	**612,00**	**670,00**	**718,00**	**748,00**	**770,00**	
yy = N° elem. 44	W	779	824	974	1004	1049	1124	1274	1304	1379	1829	2278	2728	3028	3327	
Height mm 1243	€	**505,00**	**512,00**	**523,00**	**529,00**	**536,00**	**545,00**	**553,00**	**560,00**	**569,00**	**630,00**	**690,00**	**739,00**	**772,00**		
yy = N° elem. 46	W	812	859	1015	1047	1094	1172	1328	1359	1437	1906	2375	2843	3156		
Height mm 1297	€	**517,00**	**525,00**	**536,00**	**542,00**	**550,00**	**559,00**	**568,00**	**576,00**	**584,00**	**647,00**	**711,00**	**760,00**	**794,00**		
yy = N° elem. 48	W	845	894	1057	1089	1138	1219	1382	1414	1495	1983	2471	2958	3284		
Height mm 1351	€	**531,00**	**537,00**	**550,00**	**555,00**	**565,00**	**572,00**	**583,00**	**590,00**	**599,00**	**665,00**	**729,00**	**783,00**			
yy = N° elem. 50	W	878	929	1098	1132	1182	1267	1435	1469	1554	2060	2567	3074			
Height mm 1405	€	**560,00**	**567,00**	**579,00**	**586,00**	**595,00**	**604,00**	**614,00**	**622,00**	**632,00**	**701,00**	**770,00**	**825,00**			
yy = N° elem. 52	W	911	964	1139	1174	1227	1314	1489	1524	1612	2138	2663	3189			
Height mm 1459	€	**588,00**	**596,00**	**610,00**	**616,00**	**625,00**	**634,00**	**646,00**	**653,00**	**664,00**	**737,00**	**809,00**				
yy = N° elem. 54	W	944	999	1180	1216	1271	1362	1543	1579	1670	2215	2760				
Height mm 1513	€	**617,00**	**625,00**	**639,00**	**646,00**	**655,00**	**666,00**	**677,00**	**686,00**	**696,00**	**772,00**	**848,00**				
yy = N° elem. 56	W	977	1033	1221	1259	1315	1409	1597	1635	1728	2292	2856				
Height mm 1567	€	**646,00**	**654,00**	**668,00**	**676,00**	**687,00**	**696,00**	**708,00**	**718,00**	**728,00**	**808,00**	**887,00**				
yy = N° elem. 58	W	1010	1068	1262	1301	1359	1457	1651	1690	1787	2369	2952				
Height mm 1621	€	**675,00**	**684,00**	**699,00**	**706,00**	**718,00**	**727,00**	**740,00**	**749,00**	**761,00**	**843,00**	**926,00**				
yy = N° elem. 60	W	1043	1103	1304	1344	1404	1504	1705	1745	1845	2447	3048				

Decorative & Technical Accessories



Kit Valves and Lockshield valve
Pag. 550

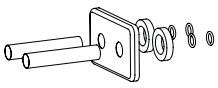

Pipe cover kit
Pag. 554

ARPA 18_2 VERTICAL
Sablé finish (cod. Y4).
Configuration cod. 01.

ARPA 18_2 VERTICAL
20 elements, height 2020 mm, lenght 541 mm. Sablé finish (cod. Y4). Configuration cod. 01.

Technical features:

- manifolds with a 30 mm diameter circular section
- tubes made of sheet steel with an 18 mm diameter
- manifold threading 1/2" Gas right
- maximum working pressure 10 bar
- maximum working temperature 95°C

Finishes available	Surcharge
Standard White	-
Classic finishes	+15%
Special finishes	+25%
Other RAL colors	+40% following feasibility study

Finishing codes see page 588.

Price included:

Wall fixing systems with screws and anchors

1/2" Blind plug

Piper cover kit

1/2" Air vent

Number of elements:
Radiators with an odd number of elements will be supplied at the same price as a radiator with the next even number of elements.
For example: an ARPA 18_2 Vertical 1820 high and 9 elements wide = the price of an ARPA 18_2 Vertical 1820 high and 10 elements wide.

CE 18 EN442-1 EN 442 EURONORM

Model	Code	Depth	Height	Conn. centre	Weight	Capacity	Thermal Power Δt=50°C		Δt=40°C	Δt=30°C	Δt=20°C	Exponent
		mm	H mm	H' mm	Kg	lt	Btu/h	**Watt**	Watt	**Watt (*)**	Watt	n.
520	**A28 0520 YY 01 IR 01 A**	62	520	470	0,54	0,23	106,1	**31,1**	23,3	**16,0**	9,5	1,296
550	**A28 0550 YY 01 IR 01 A**	62	550	500	0,57	0,24	111,6	**32,7**	24,5	**16,9**	10,0	1,296
650	**A28 0650 YY 01 IR 01 A**	62	650	600	0,66	0,28	129,3	**37,9**	28,4	**19,5**	11,5	1,298
670	**A28 0670 YY 01 IR 01 A**	62	670	620	0,68	0,29	132,7	**38,9**	29,1	**20,0**	11,8	1,298
700	**A28 0700 YY 01 IR 01 A**	62	700	650	0,71	0,30	138,2	**40,5**	30,3	**20,9**	12,3	1,299
750	**A28 0750 YY 01 IR 01 A**	62	750	700	0,75	0,32	146,7	**43,0**	32,2	**22,1**	13,1	1,300
850	**A28 0850 YY 01 IR 01 A**	62	850	800	0,84	0,36	163,8	**48,0**	35,9	**24,7**	14,6	1,302
870	**A28 0870 YY 01 IR 01 A**	62	870	820	0,86	0,37	169,8	**49,8**	37,2	**25,6**	15,1	1,302
920	**A28 0920 YY 01 IR 01 A**	62	920	870	0,91	0,39	175,7	**51,5**	38,5	**26,5**	15,6	1,303
1220	**A28 1220 YY 01 IR 01 A**	62	1220	1170	1,18	0,50	224,5	**65,8**	49,1	**33,7**	19,8	1,308
1520	**A28 1520 YY 01 IR 01 A**	62	1520	1470	1,46	0,62	271,3	**79,5**	59,3	**40,7**	23,9	1,312
1820	**A28 1820 YY 01 IR 01 A**	62	1820	1770	1,73	0,74	316,3	**92,7**	69,1	**47,3**	27,7	1,319
2020	**A28 2020 YY 01 IR 01 A**	62	2020	1970	1,92	0,82	345,3	**101,2**	75,3	**51,5**	30,1	1,324
2220	**A28 2220 YY 01 IR 01 A**	62	2220	2170	2,10	0,90	373,6	**109,5**	81,4	**55,5**	32,4	1,329
2520	**A28 2520 YY 01 IR 01 A**	62	2520	2470	2,37	1,01	414,9	**121,6**	90,3	**61,5**	35,8	1,336

(*) Thanks to the high performance of Irsap ARPA 18_2 Vertical radiators, the ideal Δt for low temperature projects is Δt at 30°C.
For Δt different from 50°C use the formula: $Q=Qn\ (\Delta t / 50)^n$

Special Options

Cod. 84



Welded manifolds 50 mm pitch Universal connection

Cod. 82

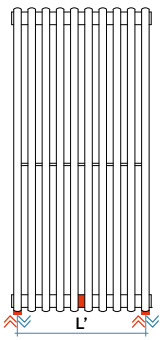

Welded manifolds

Cod. 80

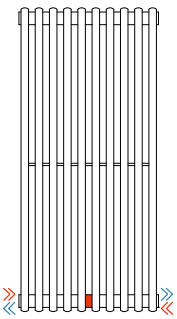

Internal Diaphragm

Manifolds:
The pipefittings welded on the bottom manifold can be positioned at any point at a specified distance between centres. It is compulsory in this type of installation to install a diaphragm during production to ensure the product functions correctly. The minimum possible distance between centres is equal to 50 mm (cod. 84), while the maximum distance depends on the length of the radiator (cod. 82).
The maximum distance between centres is equal to the number of elements - 2 multiplied by 27 (element pitch): L' = 27 x (n° of elements -2).
Bottom Connections (Cod. M82, M84): For bottom water connections insert an internal flow diverter to the bottom manifold **€ 81,00**
Internal Diaphragm (Cod. M80): Prearrangement for bottom connections with 1/2" welded fittings and internal baffle **€ 30,00**
Configured for connection with single-pipe valve: connection available only for modul and/or double-pipe systems, no monotube valve with loop - (specify water inlet) **€ 18,00**
For other connections see page 176

Connection dimensions with IRSAP valves

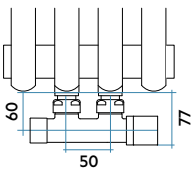

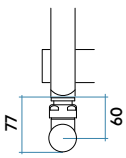

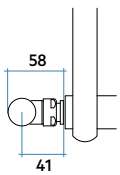

Key Codes

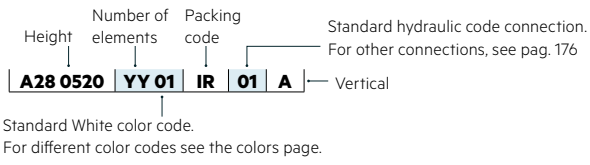

ARPA 18_2

Vertical

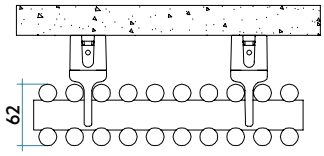

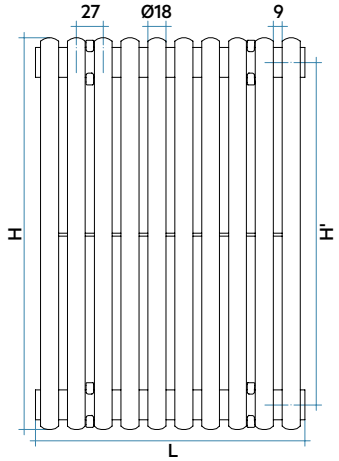

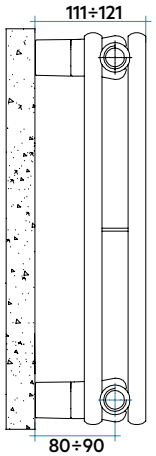

COMPLETE BATTERY DATA

HEIGHT (H)

(L)		520	550	650	670	700	750	850	870	920	1220	1520	1820	2020	2220	2520
Lenght mm 109	€	**404,00**	**406,00**	**410,00**	**411,00**	**414,00**	**418,00**	**430,00**	**434,00**	**437,00**	**461,00**	**483,00**	**499,00**	**509,00**	**519,00**	**530,00**
yy = N° elem. 4	W	*124*	*131*	*152*	*156*	*162*	*172*	*192*	*199*	*206*	*263*	*318*	*371*	*405*	*438*	*486*
Lenght mm 163	€	**420,00**	**422,00**	**427,00**	**428,00**	**432,00**	**435,00**	**439,00**	**441,00**	**444,00**	**470,00**	**494,00**	**510,00**	**519,00**	**531,00**	**542,00**
yy = N° elem. 6	W	*187*	*196*	*227*	*233*	*243*	*258*	*288*	*298*	*309*	*395*	*477*	*556*	*607*	*657*	*730*
Lenght mm 217	€	**425,00**	**428,00**	**436,00**	**437,00**	**441,00**	**442,00**	**447,00**	**451,00**	**454,00**	**481,00**	**508,00**	**526,00**	**537,00**	**541,00**	**566,00**
yy = N° elem. 8	W	*249*	*262*	*303*	*311*	*324*	*344*	*384*	*398*	*412*	*526*	*636*	*742*	*810*	*876*	*973*
Lenght mm 271	€	**428,00**	**432,00**	**439,00**	**441,00**	**445,00**	**447,00**	**452,00**	**456,00**	**460,00**	**492,00**	**523,00**	**543,00**	**557,00**	**561,00**	**590,00**
yy = N° elem. 10	W	*311*	*327*	*379*	*389*	*405*	*430*	*480*	*498*	*515*	*658*	*795*	*927*	*1012*	*1095*	*1216*
Lenght mm 325	€	**430,00**	**435,00**	**441,00**	**443,00**	**447,00**	**452,00**	**458,00**	**461,00**	**465,00**	**500,00**	**536,00**	**560,00**	**576,00**	**583,00**	**615,00**
yy = N° elem. 12	W	*373*	*392*	*455*	*467*	*486*	*516*	*576*	*597*	*618*	*790*	*954*	*1112*	*1214*	*1314*	*1459*
Lenght mm 379	€	**453,00**	**457,00**	**464,00**	**466,00**	**473,00**	**477,00**	**482,00**	**487,00**	**493,00**	**531,00**	**570,00**	**597,00**	**616,00**	**624,00**	**659,00**
yy = N° elem. 14	W	*435*	*458*	*531*	*545*	*567*	*602*	*672*	*696*	*721*	*921*	*1113*	*1298*	*1417*	*1533*	*1702*
Lenght mm 433	€	**477,00**	**480,00**	**488,00**	**492,00**	**497,00**	**501,00**	**509,00**	**513,00**	**518,00**	**561,00**	**604,00**	**634,00**	**654,00**	**666,00**	**704,00**
yy = N° elem. 16	W	*498*	*523*	*606*	*622*	*648*	*688*	*768*	*796*	*824*	*1053*	*1272*	*1483*	*1619*	*1752*	*1946*
Lenght mm 487	€	**499,00**	**504,00**	**513,00**	**516,00**	**522,00**	**527,00**	**534,00**	**540,00**	**546,00**	**591,00**	**639,00**	**671,00**	**695,00**	**706,00**	**748,00**
yy = N° elem. 18	W	*560*	*589*	*682*	*700*	*729*	*774*	*864*	*896*	*927*	*1184*	*1431*	*1669*	*1822*	*1971*	*2189*
Lenght mm 541	€	**522,00**	**527,00**	**536,00**	**540,00**	**547,00**	**552,00**	**560,00**	**566,00**	**572,00**	**622,00**	**672,00**	**708,00**	**735,00**	**747,00**	**792,00**
yy = N° elem. 20	W	*622*	*654*	*758*	*778*	*810*	*860*	*960*	*995*	*1030*	*1316*	*1590*	*1854*	*2024*	*2190*	*2432*
Lenght mm 595	€	**546,00**	**550,00**	**560,00**	**565,00**	**571,00**	**578,00**	**586,00**	**591,00**	**598,00**	**652,00**	**706,00**	**745,00**	**774,00**	**789,00**	**835,00**
yy = N° elem. 22	W	*684*	*719*	*834*	*856*	*891*	*946*	*1056*	*1094*	*1133*	*1448*	*1749*	*2039*	*2226*	*2409*	*2675*
Lenght mm 649	€	**571,00**	**578,00**	**588,00**	**593,00**	**601,00**	**607,00**	**616,00**	**622,00**	**630,00**	**688,00**	**745,00**	**790,00**	**819,00**	**834,00**	**886,00**
yy = N° elem. 24	W	*746*	*785*	*910*	*934*	*972*	*1032*	*1152*	*1194*	*1236*	*1579*	*1908*	*2225*	*2429*	*2628*	*2918*
Lenght mm 703	€	**598,00**	**605,00**	**616,00**	**622,00**	**630,00**	**636,00**	**646,00**	**653,00**	**661,00**	**723,00**	**785,00**	**833,00**	**864,00**	**882,00**	**938,00**
yy = N° elem. 26	W	*809*	*850*	*985*	*1011*	*1053*	*1118*	*1248*	*1294*	*1339*	*1711*	*2067*	*2410*	*2631*	*2847*	*3162*
Lenght mm 757	€	**625,00**	**632,00**	**644,00**	**650,00**	**659,00**	**667,00**	**676,00**	**684,00**	**694,00**	**758,00**	**825,00**	**876,00**	**907,00**	**930,00**	**989,00**
yy = N° elem. 28	W	*871*	*916*	*1061*	*1089*	*1134*	*1204*	*1344*	*1393*	*1442*	*1842*	*2226*	*2596*	*2834*	*3066*	*3405*
Lenght mm 811	€	**650,00**	**658,00**	**670,00**	**676,00**	**685,00**	**694,00**	**704,00**	**712,00**	**722,00**	**791,00**	**861,00**	**915,00**	**950,00**	**973,00**	
yy = N° elem. 30	W	*933*	*981*	*1137*	*1167*	*1215*	*1290*	*1440*	*1492*	*1545*	*1974*	*2385*	*2781*	*3036*	*3285*	
Lenght mm 865	€	**674,00**	**682,00**	**695,00**	**702,00**	**712,00**	**721,00**	**732,00**	**740,00**	**752,00**	**825,00**	**898,00**	**955,00**	**992,00**		
yy = N° elem. 32	W	*995*	*1046*	*1213*	*1245*	*1296*	*1376*	*1536*	*1592*	*1648*	*2106*	*2544*	*2966*	*3238*		
Lenght mm 919	€	**699,00**	**707,00**	**721,00**	**728,00**	**739,00**	**748,00**	**759,00**	**767,00**	**779,00**	**858,00**	**934,00**	**995,00**	**1.036,00**		
yy = N° elem. 34	W	*1057*	*1112*	*1289*	*1323*	*1377*	*1462*	*1632*	*1692*	*1751*	*2237*	*2703*	*3152*	*3441*		
Lenght mm 973	€	**723,00**	**732,00**	**747,00**	**754,00**	**764,00**	**775,00**	**788,00**	**797,00**	**809,00**	**889,00**	**970,00**	**1.035,00**	**1.078,00**		
yy = N° elem. 36	W	*1120*	*1177*	*1364*	*1400*	*1458*	*1548*	*1728*	*1791*	*1854*	*2369*	*2862*	*3337*	*3643*		
Lenght mm 1027	€	**747,00**	**757,00**	**772,00**	**779,00**	**792,00**	**801,00**	**815,00**	**826,00**	**837,00**	**922,00**	**1.007,00**	**1.075,00**			
yy = N° elem. 38	W	*1182*	*1243*	*1440*	*1478*	*1539*	*1634*	*1824*	*1890*	*1957*	*2500*	*3021*	*3523*			
Lenght mm 1081	€	**767,00**	**778,00**	**794,00**	**801,00**	**814,00**	**826,00**	**838,00**	**849,00**	**863,00**	**950,00**	**1.040,00**	**1.111,00**			
yy = N° elem. 40	W	*1244*	*1308*	*1516*	*1556*	*1620*	*1720*	*1920*	*1990*	*2060*	*2632*	*3180*	*3708*			
Lenght mm 1135	€	**790,00**	**798,00**	**815,00**	**825,00**	**836,00**	**848,00**	**863,00**	**872,00**	**886,00**	**978,00**	**1.072,00**				
yy = N° elem. 42	W	*1306*	*1373*	*1592*	*1634*	*1701*	*1806*	*2016*	*2090*	*2163*	*2764*	*3339*				
Lenght mm 1189	€	**810,00**	**820,00**	**836,00**	**847,00**	**860,00**	**871,00**	**886,00**	**898,00**	**911,00**	**1.007,00**	**1.102,00**				
yy = N° elem. 44	W	*1368*	*1439*	*1668*	*1712*	*1782*	*1892*	*2112*	*2189*	*2266*	*2895*	*3498*				
Lenght mm 1243	€	**830,00**	**841,00**	**860,00**	**868,00**	**882,00**	**895,00**	**909,00**	**921,00**	**936,00**	**1.036,00**	**1.135,00**				
yy = N° elem. 46	W	*1431*	*1504*	*1743*	*1789*	*1863*	*1978*	*2208*	*2288*	*2369*	*3027*	*3657*				
Lenght mm 1297	€	**851,00**	**863,00**	**880,00**	**890,00**	**904,00**	**917,00**	**933,00**	**944,00**	**959,00**	**1.063,00**					
yy = N° elem. 48	W	*1493*	*1570*	*1819*	*1867*	*1944*	*2064*	*2304*	*2388*	*2472*	*3158*					
Lenght mm 1351	€	**871,00**	**884,00**	**902,00**	**912,00**	**926,00**	**940,00**	**955,00**	**969,00**	**984,00**	**1.092,00**					
yy = N° elem. 50	W	*1555*	*1635*	*1895*	*1945*	*2025*	*2150*	*2400*	*2488*	*2575*	*3290*					
Lenght mm 1405	€	**919,00**	**932,00**	**950,00**	**961,00**	**976,00**	**990,00**	**1.008,00**	**1.020,00**	**1.038,00**	**1.151,00**					
yy = N° elem. 52	W	*1617*	*1700*	*1971*	*2023*	*2106*	*2236*	*2496*	*2587*	*2678*	*3422*					
Lenght mm 1459	€	**966,00**	**978,00**	**999,00**	**1.010,00**	**1.025,00**	**1.042,00**	**1.058,00**	**1.072,00**	**1.090,00**	**1.208,00**					
yy = N° elem. 54	W	*1679*	*1766*	*2047*	*2101*	*2187*	*2322*	*2592*	*2686*	*2781*	*3553*					
Lenght mm 1513	€	**1.012,00**	**1.025,00**	**1.047,00**	**1.059,00**	**1.077,00**	**1.091,00**	**1.111,00**	**1.124,00**	**1.141,00**	**1.267,00**					
yy = N° elem. 56	W	*1742*	*1831*	*2122*	*2178*	*2268*	*2408*	*2688*	*2786*	*2884*	*3685*					
Lenght mm 1567	€	**1.058,00**	**1.073,00**	**1.095,00**	**1.108,00**	**1.126,00**	**1.141,00**	**1.161,00**	**1.174,00**	**1.195,00**						
yy = N° elem. 58	W	*1804*	*1897*	*2198*	*2256*	*2349*	*2494*	*2784*	*2886*	*2987*						
Lenght mm 1621	€	**1.103,00**	**1.119,00**	**1.144,00**	**1.158,00**	**1.174,00**	**1.193,00**	**1.212,00**	**1.227,00**	**1.247,00**						
yy = N° elem. 60	W	*1866*	*1962*	*2274*	*2334*	*2430*	*2580*	*2880*	*2985*	*3090*						

Decorative & Technical Accessories



Kit Valves and Lockshield valve
Pag. 550

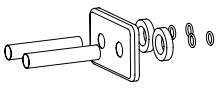

Pipe cover kit
Pag. 554

ARPA 18_2 HORIZONTAL
20 elements, height 541 mm, lenght 2020 mm.
Opaque Black finish (cod. K1). Configuration cod. 01.

ARPA 18_2 HORIZONTAL
Opaque Black finish (cod. K1). Configuration cod. 01.

Technical features:

- manifolds with a 30 mm diameter circular section
- tubes made of sheet steel with an 18 mm diameter
- manifold threading 1/2" Gas right
- maximum working pressure 10 bar
- maximum working temperature 95°C

Finishes available	Surcharge
Standard White	-
Classic finishes	+15%
Special finishes	+25%
Other RAL colors	+40% following feasibility study

Finishing codes see page 588.

CE 18 EN442-1 EN 442 EURONORM

Model	Code	Depth P mm	Lenght L mm	Conn. C. L' mm	Weight Kg	Cap. lt
520	**A28 0520 YY 01 IR 01 H**	62	520	470	0,54	0,23
550	**A28 0550 YY 01 IR 01 H**	62	550	500	0,57	0,24
650	**A28 0650 YY 01 IR 01 H**	62	650	600	0,66	0,28
670	**A28 0670 YY 01 IR 01 H**	62	670	620	0,68	0,29
700	**A28 0700 YY 01 IR 01 H**	62	700	650	0,71	0,30
750	**A28 0750 YY 01 IR 01 H**	62	750	700	0,75	0,32
850	**A28 0850 YY 01 IR 01 H**	62	850	800	0,84	0,36
870	**A28 0870 YY 01 IR 01 H**	62	870	820	0,86	0,37
920	**A28 0920 YY 01 IR 01 H**	62	920	870	0,91	0,39
1220	**A28 1220 YY 01 IR 01 H**	62	1220	1170	1,18	0,50
1520	**A28 1520 YY 01 IR 01 H**	62	1520	1470	1,46	0,62
1820	**A28 1820 YY 01 IR 01 H**	62	1820	1770	1,73	0,74
2020	**A28 2020 YY 01 IR 01 H**	62	2020	1970	1,92	0,82
2220	**A28 2220 YY 01 IR 01 H**	62	2220	2170	2,10	0,90
2520	**A28 2520 YY 01 IR 01 H**	62	2520	2470	2,37	1,01

Price included:

Wall fixing systems with screws and anchors

1/2" Blind plug

Piper cover kit

1/2" Air vent

Number of elements:
Radiators with an odd number of elements will be supplied at the same price as a radiator with the next even number of elements.
For example: an ARPA 18_2 Horizontal 1820 lenght and 9 elements wide = the price of an ARPA 18_2 Horizontal 1820 lenght and 10 elements wide.

Key Codes

Lenght | Number of elements | Packing code | Standard hydraulic code connection. For other connections, see pag. 176

A28 0520 | YY 01 | IR | 01 | H — Horizontal

Standard White color code.
For different color codes see the colors page.

ARPA 18_2 Horizontal: Power in Watt for linear metre

N. el.	4	6	8	10	12	14	16	18	20	22	24	26	28	30	32	34	36	38	40	42	44	46	48	50	52	54	56	58	60
Btu/h a Δt= 50°C	1082,6	1464,4	1846,3	2228,2	2610,1	2992,0	3373,9	3755,7	4066,1	4351,5	4607,9	4850,3	5065,0	5258,6	5431,3	5568,2	5719,1	5835,9	5936,3	6221,2	6506,1	6791,0	7075,9	7360,9	7645,8	7930,7	8215,6	8500,6	8785,5
Watt a Δt= 50°C	317,1	429,0	540,8	652,7	764,5	876,4	988,2	1100,1	1191,0	1274,6	1349,7	1420,7	1483,6	1540,3	1590,9	1631,0	1675,2	1709,4	1738,8	1822,3	1905,7	1989,2	2072,6	2156,1	2239,5	2323,0	2406,5	2489,9	2573,4
Watt a Δt= 40°C	242,4	327,7	412,9	497,6	585,5	674,0	756,9	834,8	903,1	965,8	1022,0	1075,0	1122,4	1165,1	1203,2	1232,8	1265,3	1290,3	1311,6	1377,0	1437,2	1504,6	1567,5	1630,3	1693,1	1755,9	1818,6	1881,4	1944,1
Watt a Δt= 30°C*	171,4	231,6	291,6	350,8	415,0	480,5	536,6	584,9	632,2	675,5	714,1	750,4	783,4	813,0	839,4	859,4	881,2	897,9	911,9	959,6	998,9	1049,8	1093,4	1137,0	1180,5	1224,0	1267,5	1310,9	1354,3
Watt a Δt= 20°C	105,2	142,0	178,6	214,3	255,5	298,2	330,5	354,2	382,4	408,0	430,8	452,2	471,9	489,6	505,3	516,8	529,2	538,6	546,4	576,7	598,2	632,1	658,1	684,2	710,1	736,1	762,0	787,8	813,7
Modification index	1,204	1,207	1,209	1,215	1,196	1,177	1,195	1,237	1,240	1,243	1,246	1,249	1,250	1,251	1,252	1,254	1,258	1,260	1,263	1,256	1,264	1,251	1,252	1,253	1,254	1,254	1,255	1,256	1,257

(*) Thanks to the high performance of Irsap ARPA 18_2 Horizontal radiators, the ideal Δt for low temperature projects is Δt at 30°C.
For Δt different from 50°C use the formula: $Q=Qn\ (\Delta t / 50)^n$

Special Options

Cod. 88

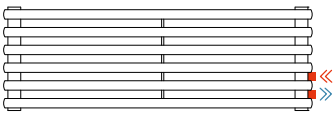

Welded manifolds
50 mm pitch
Universal connection

Cod. 82

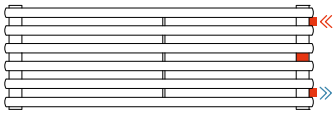

Welded manifolds

Cod. 80

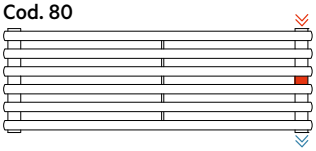

Internal Diaphragm

Manifolds:
The pipefittings welded on the side manifold can be positioned at any point at a specified distance between centres. It is compulsory in this type of installation to install a diaphragm during production to ensure the product functions correctly. The minimum possible distance between centres is equal to 50 mm (cod. 88), while the maximum distance depends on the length of the radiator (cod. 82).
The maximum distance between centres is equal to the number of elements - 2 multiplied by 27 (element pitch): L' = 27 x (n° of elements -2).
Side Connections (Cod. M82, M88): For side water connections insert an internal flow diverter to the bottom manifold **€ 81,00**
Internal Diaphragm (Cod. M80): Prearrangement for side connections with 1/2" welded fittings and internal baffle **€ 30,00**
Configured for connection with single-pipe valve: connection available only for modul and/or double-pipe systems, no monotube valve with loop - (specify water inlet) **€ 18,00**
For other connections see page 176

Connection dimensions with IRSAP valves

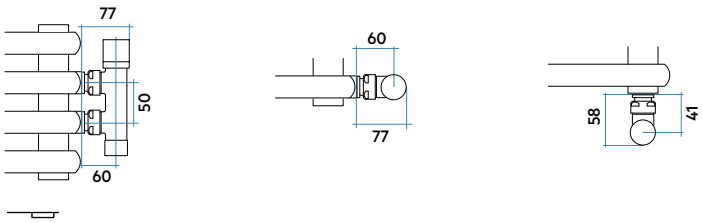

Horizontal

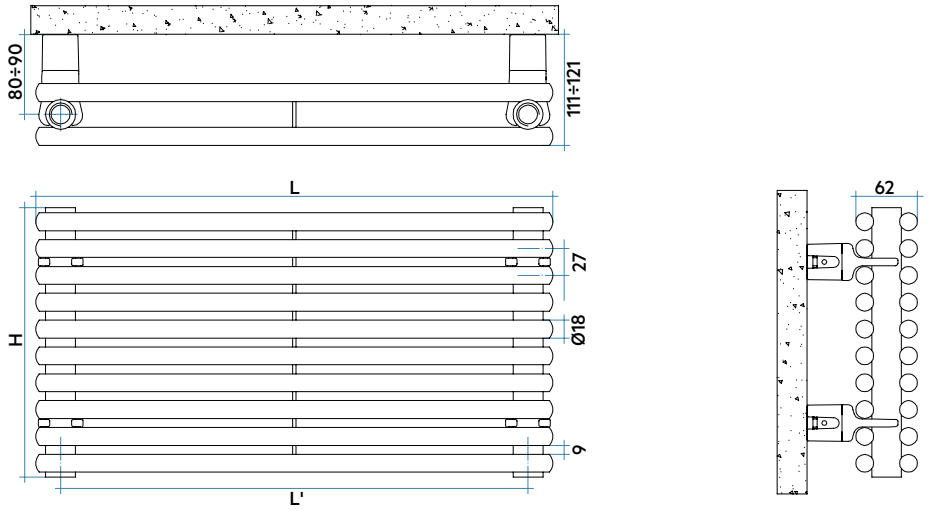

COMPLETE BATTERY DATA

LENGHT (L)

(H)		520	550	650	670	700	750	850	870	920	1220	1520	1820	2020	2220	2520
Height mm 109	€	**404,00**	**406,00**	**410,00**	**411,00**	**414,00**	**418,00**	**430,00**	**434,00**	**437,00**	**461,00**	**483,00**	**499,00**	**509,00**	**519,00**	**530,00**
yy = N° elem. 4	W	*165*	*174*	*206*	*212*	*222*	*238*	*270*	*276*	*292*	*387*	*482*	*577*	*641*	*704*	*799*
Height mm 163	€	**420,00**	**422,00**	**427,00**	**428,00**	**432,00**	**435,00**	**439,00**	**441,00**	**444,00**	**470,00**	**494,00**	**510,00**	**519,00**	**531,00**	**542,00**
yy = N° elem. 6	W	*223*	*236*	*279*	*287*	*300*	*322*	*365*	*373*	*395*	*523*	*652*	*781*	*866*	*952*	*1081*
Height mm 217	€	**425,00**	**428,00**	**436,00**	**437,00**	**441,00**	**442,00**	**447,00**	**451,00**	**454,00**	**481,00**	**508,00**	**526,00**	**537,00**	**541,00**	**566,00**
yy = N° elem. 8	W	*281*	*297*	*352*	*362*	*379*	*406*	*460*	*471*	*498*	*660*	*822*	*984*	*1092*	*1201*	*1363*
Height mm 271	€	**428,00**	**432,00**	**439,00**	**441,00**	**445,00**	**447,00**	**452,00**	**456,00**	**460,00**	**492,00**	**523,00**	**543,00**	**557,00**	**561,00**	**590,00**
yy = N° elem. 10	W	*339*	*359*	*424*	*437*	*457*	*490*	*555*	*568*	*600*	*796*	*992*	*1188*	*1318*	*1449*	*1645*
Height mm 325	€	**430,00**	**435,00**	**441,00**	**443,00**	**447,00**	**452,00**	**458,00**	**461,00**	**465,00**	**500,00**	**536,00**	**560,00**	**576,00**	**583,00**	**615,00**
yy = N° elem. 12	W	*398*	*420*	*497*	*512*	*535*	*573*	*650*	*665*	*703*	*933*	*1162*	*1391*	*1544*	*1697*	*1927*
Height mm 379	€	**453,00**	**457,00**	**464,00**	**466,00**	**473,00**	**477,00**	**482,00**	**487,00**	**493,00**	**531,00**	**570,00**	**597,00**	**616,00**	**624,00**	**659,00**
yy = N° elem. 14	W	*456*	*482*	*570*	*587*	*613*	*657*	*745*	*762*	*806*	*1069*	*1332*	*1595*	*1770*	*1946*	*2208*
Height mm 433	€	**477,00**	**480,00**	**488,00**	**492,00**	**497,00**	**501,00**	**509,00**	**513,00**	**518,00**	**561,00**	**604,00**	**634,00**	**654,00**	**666,00**	**704,00**
yy = N° elem. 16	W	*514*	*544*	*642*	*662*	*692*	*741*	*840*	*860*	*909*	*1206*	*1502*	*1799*	*1996*	*2194*	*2490*
Height mm 487	€	**499,00**	**504,00**	**513,00**	**516,00**	**522,00**	**527,00**	**534,00**	**540,00**	**546,00**	**591,00**	**639,00**	**671,00**	**695,00**	**706,00**	**748,00**
yy = N° elem. 18	W	*572*	*605*	*715*	*737*	*770*	*825*	*935*	*957*	*1012*	*1342*	*1672*	*2002*	*2222*	*2442*	*2772*
Height mm 541	€	**522,00**	**527,00**	**536,00**	**540,00**	**547,00**	**552,00**	**560,00**	**566,00**	**572,00**	**622,00**	**672,00**	**708,00**	**735,00**	**747,00**	**792,00**
yy = N° elem. 20	W	*619*	*655*	*774*	*798*	*834*	*893*	*1012*	*1036*	*1096*	*1453*	*1810*	*2168*	*2406*	*2644*	*3001*
Height mm 595	€	**546,00**	**550,00**	**560,00**	**565,00**	**571,00**	**578,00**	**586,00**	**591,00**	**598,00**	**652,00**	**706,00**	**745,00**	**774,00**	**789,00**	**835,00**
yy = N° elem. 22	W	*663*	*701*	*828*	*854*	*892*	*956*	*1083*	*1109*	*1173*	*1555*	*1937*	*2320*	*2575*	*2830*	*3212*
Height mm 649	€	**571,00**	**578,00**	**588,00**	**593,00**	**601,00**	**607,00**	**616,00**	**622,00**	**630,00**	**688,00**	**745,00**	**790,00**	**819,00**	**834,00**	**886,00**
yy = N° elem. 24	W	*702*	*742*	*877*	*904*	*945*	*1012*	*1147*	*1174*	*1242*	*1647*	*2052*	*2456*	*2726*	*2996*	*3401*
Height mm 703	€	**598,00**	**605,00**	**616,00**	**622,00**	**630,00**	**636,00**	**646,00**	**653,00**	**661,00**	**723,00**	**785,00**	**833,00**	**864,00**	**882,00**	**938,00**
yy = N° elem. 26	W	*739*	*781*	*923*	*952*	*994*	*1066*	*1208*	*1236*	*1307*	*1733*	*2159*	*2586*	*2870*	*3154*	*3580*
Height mm 757	€	**625,00**	**632,00**	**644,00**	**650,00**	**659,00**	**667,00**	**676,00**	**684,00**	**694,00**	**758,00**	**825,00**	**876,00**	**907,00**	**930,00**	**989,00**
yy = N° elem. 28	W	*771*	*816*	*964*	*994*	*1039*	*1113*	*1261*	*1291*	*1365*	*1810*	*2255*	*2700*	*2997*	*3294*	*3739*
Height mm 811	€	**650,00**	**658,00**	**670,00**	**676,00**	**685,00**	**694,00**	**704,00**	**712,00**	**722,00**	**791,00**	**861,00**	**915,00**	**950,00**	**973,00**	
yy = N° elem. 30	W	*801*	*847*	*1001*	*1032*	*1078*	*1155*	*1309*	*1340*	*1417*	*1879*	*2341*	*2803*	*3111*	*3419*	
Height mm 865	€	**674,00**	**682,00**	**695,00**	**702,00**	**712,00**	**721,00**	**732,00**	**740,00**	**752,00**	**825,00**	**898,00**	**955,00**	**992,00**		
yy = N° elem. 32	W	*827*	*875*	*1034*	*1066*	*1114*	*1193*	*1352*	*1384*	*1464*	*1941*	*2418*	*2895*	*3214*		
Height mm 919	€	**699,00**	**707,00**	**721,00**	**728,00**	**739,00**	**748,00**	**759,00**	**767,00**	**779,00**	**858,00**	**934,00**	**995,00**	**1.036,00**		
yy = N° elem. 34	W	*848*	*897*	*1060*	*1093*	*1142*	*1223*	*1386*	*1419*	*1501*	*1990*	*2479*	*2968*	*3295*		
Height mm 973	€	**723,00**	**732,00**	**747,00**	**754,00**	**764,00**	**775,00**	**788,00**	**797,00**	**809,00**	**889,00**	**970,00**	**1.035,00**	**1.078,00**		
yy = N° elem. 36	W	*871*	*921*	*1089*	*1122*	*1173*	*1256*	*1424*	*1457*	*1541*	*2044*	*2546*	*3049*	*3384*		
Height mm 1027	€	**747,00**	**757,00**	**772,00**	**779,00**	**792,00**	**801,00**	**815,00**	**826,00**	**837,00**	**922,00**	**1.007,00**	**1.075,00**			
yy = N° elem. 38	W	*889*	*940*	*1111*	*1145*	*1197*	*1282*	*1453*	*1487*	*1573*	*2085*	*2598*	*3111*			
Height mm 1081	€	**767,00**	**778,00**	**794,00**	**801,00**	**814,00**	**826,00**	**838,00**	**849,00**	**863,00**	**950,00**	**1.040,00**	**1.111,00**			
yy = N° elem. 40	W	*904*	*956*	*1130*	*1165*	*1217*	*1304*	*1478*	*1513*	*1600*	*2121*	*2643*	*3165*			
Height mm 1135	€	**790,00**	**798,00**	**815,00**	**825,00**	**836,00**	**848,00**	**863,00**	**872,00**	**886,00**	**978,00**	**1.072,00**				
yy = N° elem. 42	W	*948*	*1002*	*1184*	*1221*	*1276*	*1367*	*1549*	*1585*	*1676*	*2223*	*2770*				
Height mm 1189	€	**810,00**	**820,00**	**836,00**	**847,00**	**860,00**	**871,00**	**886,00**	**898,00**	**911,00**	**1.007,00**	**1.102,00**				
yy = N° elem. 44	W	*991*	*1048*	*1239*	*1277*	*1334*	*1429*	*1620*	*1658*	*1753*	*2325*	*2897*				
Height mm 1243	€	**830,00**	**841,00**	**860,00**	**868,00**	**882,00**	**895,00**	**909,00**	**921,00**	**936,00**	**1.036,00**	**1.135,00**				
yy = N° elem. 46	W	*1034*	*1094*	*1293*	*1333*	*1392*	*1492*	*1691*	*1731*	*1830*	*2427*	*3024*				
Height mm 1297	€	**851,00**	**863,00**	**880,00**	**890,00**	**904,00**	**917,00**	**933,00**	**944,00**	**959,00**	**1.063,00**					
yy = N° elem. 48	W	*1078*	*1140*	*1347*	*1389*	*1451*	*1554*	*1762*	*1803*	*1907*	*2529*					
Height mm 1351	€	**871,00**	**884,00**	**902,00**	**912,00**	**926,00**	**940,00**	**955,00**	**969,00**	**984,00**	**1.092,00**					
yy = N° elem. 50	W	*1121*	*1186*	*1401*	*1445*	*1509*	*1617*	*1833*	*1876*	*1984*	*2630*					
Height mm 1405	€	**919,00**	**932,00**	**950,00**	**961,00**	**976,00**	**990,00**	**1.008,00**	**1.020,00**	**1.038,00**	**1.151,00**					
yy = N° elem. 52	W	*1165*	*1232*	*1456*	*1500*	*1568*	*1680*	*1904*	*1948*	*2060*	*2732*					
Height mm 1459	€	**966,00**	**978,00**	**999,00**	**1.010,00**	**1.025,00**	**1.042,00**	**1.058,00**	**1.072,00**	**1.090,00**	**1.208,00**					
yy = N° elem. 54	W	*1208*	*1278*	*1510*	*1556*	*1626*	*1742*	*1975*	*2021*	*2137*	*2834*					
Height mm 1513	€	**1.012,00**	**1.025,00**	**1.047,00**	**1.059,00**	**1.077,00**	**1.091,00**	**1.111,00**	**1.124,00**	**1.141,00**	**1.267,00**					
yy = N° elem. 56	W	*1251*	*1324*	*1564*	*1612*	*1685*	*1805*	*2045*	*2094*	*2214*	*2936*					
Height mm 1567	€	**1.058,00**	**1.073,00**	**1.095,00**	**1.108,00**	**1.126,00**	**1.141,00**	**1.161,00**	**1.174,00**	**1.195,00**						
yy = N° elem. 58	W	*1295*	*1369*	*1618*	*1668*	*1743*	*1867*	*2116*	*2166*	*2291*						
Height mm 1621	€	**1.103,00**	**1.119,00**	**1.144,00**	**1.158,00**	**1.174,00**	**1.193,00**	**1.212,00**	**1.227,00**	**1.247,00**						
yy = N° elem. 60	W	*1338*	*1415*	*1673*	*1724*	*1801*	*1930*	*2187*	*2239*	*2367*						

Decorative & Technical Accessories



Kit Valves and Lockshield valve
Pag. 550

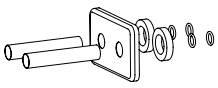

Pipe cover kit
Pag. 554

ARPA 23 VERTICAL
Brown Rust finish (cod. E1). Configuration cod. 01.



ARPA 23 VERTICAL
26 elements, height 2020 mm, lenght 878 mm. Brown Rust finish (cod. E1). Configuration cod. 01.

Technical features:

- round section manifold, 30 mm diameter
- 23 mm diameter steel round pipes
- threading at the ends of the manifolds, right G 1/2"
- maximum working pressure 8 bar
- maximum working temperature 95°C

Finishes available	Surcharge
Standard White	-
Classic finishes	+15%
Special finishes	+25%
Other RAL colors	+40% following feasibility study

Finishing codes see page 588.

Price included:

Wall fixing systems with screws and anchors

1/2" Blind plug

Piper cover kit

1/2" Air vent

Number of elements:
Radiators with an odd number of elements will be supplied at the same price as a radiator with the next even number of elements.
For example: a ARPA 23 Vertical 1820 high and 7 elements wide = the price of a ARPA 23 Vertical 1820 high and 8 elements wide.

CE 14 EN442-1 EN 442 EURONORM

Model	Code	Depth	Height	Conn. centre	Weight	Capacity	Thermal Power Δt=50°C		Δt=40°C	Δt=30°C	Δt=20°C	Exponent
		mm	H mm	H' mm	Kg	lt	Btu/h	**Watt**	Watt	**Watt (*)**	Watt	n.
520	**SI1 0520 YY 01 IR 01 A**	50	520	470	0,46	0,20	89,1	**26,1**	19,8	**13,8**	8,3	1,249
550	**SI1 0550 YY 01 IR 01 A**	50	550	500	0,48	0,20	93,5	**27,4**	20,7	**14,5**	8,7	1,251
650	**SI1 0650 YY 01 IR 01 A**	50	650	600	0,55	0,24	107,8	**31,6**	23,9	**16,6**	10,0	1,257
670	**SI1 0670 YY 01 IR 01 A**	50	670	620	0,56	0,24	110,9	**32,5**	24,6	**17,1**	10,3	1,258
700	**SI1 0700 YY 01 IR 01 A**	50	700	650	0,58	0,25	115,0	**33,7**	25,4	**17,7**	10,6	1,259
750	**SI1 0750 YY 01 IR 01 A**	50	750	700	0,62	0,27	122,1	**35,8**	27,0	**18,8**	11,3	1,262
850	**SI1 0850 YY 01 IR 01 A**	50	850	800	0,69	0,30	136,5	**40,0**	30,1	**20,9**	12,5	1,268
870	**SI1 0870 YY 01 IR 01 A**	50	870	820	0,70	0,31	139,2	**40,8**	30,7	**21,3**	12,8	1,269
920	**SI1 0920 YY 01 IR 01 A**	50	920	870	0,74	0,33	146,0	**42,8**	32,2	**22,4**	13,4	1,269
1220	**SI1 1220 YY 01 IR 01 A**	50	1220	1170	0,95	0,42	187,3	**54,9**	41,3	**28,7**	17,1	1,271
1520	**SI1 1520 YY 01 IR 01 A**	50	1520	1470	1,16	0,52	227,6	**66,7**	50,2	**34,8**	20,8	1,273
1820	**SI1 1820 YY 01 IR 01 A**	50	1820	1770	1,37	0,62	267,5	**78,4**	58,8	**40,6**	24,1	1,287
2020	**SI1 2020 YY 01 IR 01 A**	50	2020	1970	1,50	0,69	293,8	**86,1**	64,5	**44,4**	26,2	1,296
2520	**SI1 2520 YY 01 IR 01 A**	50	2520	2470	1,85	0,85	359,3	**105,3**	79,1	**54,8**	32,6	1,280

(*) Thanks to the high performance of Irsap ARPA 23 Vertical radiators, the ideal Δt for low temperature projects is Δt at 30°C.
For Δt different from 50°C use the formula: $Q=Qn\ (\Delta t / 50)^n$

Special Options

Cod. 84



Welded manifolds 50 mm pitch Universal connection

Cod. 82

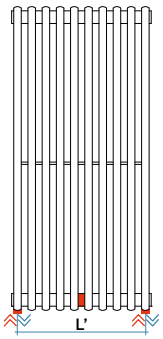

Welded manifolds

Cod. 80

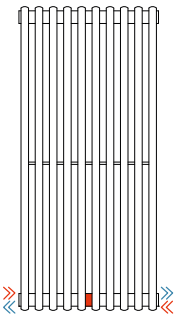

Internal Diaphragm

Manifolds:
The pipefittings welded on the bottom manifold can be positioned at any point at a specified distance between centres. It is compulsory in this type of installation to install a diaphragm during production to ensure the product functions correctly. The minimum possible distance between centres is equal to 50 mm (cod. 84), while the maximum distance depends on the length of the radiator (cod. 82).
The maximum distance between centres is equal to the number of elements - 2 multiplied by 34 (element pitch): L' = 34 x (n° of elements -2).
Bottom Connections (Cod. M82, M84): For bottom water connections insert an internal flow diverter to the bottom manifold **€ 81,00**
Internal Diaphragm (Cod. M80): Prearrangement for bottom connections with 1/2" welded fittings and internal baffle **€ 30,00**
Configured for connection with single-pipe valve: connection available only for modul and/or double-pipe systems, no monotube valve with loop - (specify water inlet) **€ 18,00**
For other connections see page 176

Connection dimensions with IRSAP valves

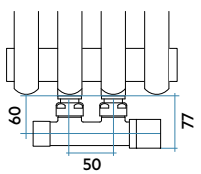

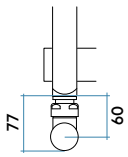

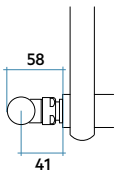

Key Codes

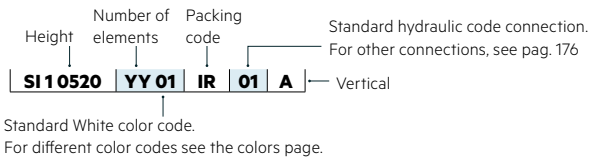

ARPA 23

Vertical

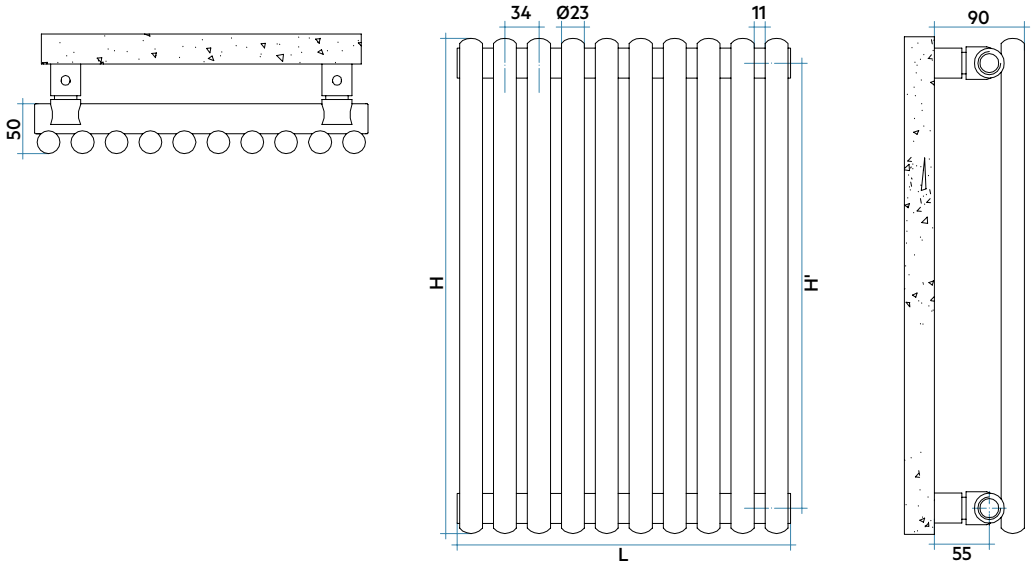

COMPLETE BATTERY DATA

(L)			HEIGHT (H) 520	550	650	670	700	750	850	870	920	1220	1520	1820	2020	2520
Lenght mm	**130**	€	**140,00**	**142,00**	**143,00**	**145,00**	**147,00**	**149,00**	**153,00**	**154,00**	**155,00**	**156,00**	**157,00**	**158,00**	**159,00**	**162,00**
yy = N° elem.	*4*	*W*	*104*	*110*	*126*	*130*	*135*	*143*	*160*	*163*	*171*	*220*	*267*	*314*	*344*	*421*
Lenght mm	**198**	€	**151,00**	**152,00**	**153,00**	**154,00**	**155,00**	**156,00**	**157,00**	**158,00**	**159,00**	**165,00**	**171,00**	**175,00**	**177,00**	**183,00**
yy = N° elem.	*6*	*W*	*157*	*164*	*190*	*195*	*202*	*215*	*240*	*245*	*257*	*329*	*400*	*470*	*517*	*632*
Lenght mm	**266**	€	**162,00**	**164,00**	**166,00**	**167,00**	**170,00**	**171,00**	**172,00**	**173,00**	**174,00**	**180,00**	**187,00**	**192,00**	**195,00**	**205,00**
yy = N° elem.	*8*	*W*	*209*	*219*	*253*	*260*	*270*	*286*	*320*	*326*	*342*	*439*	*534*	*627*	*689*	*842*
Lenght mm	**334**	€	**174,00**	**176,00**	**177,00**	**179,00**	**180,00**	**182,00**	**184,00**	**186,00**	**187,00**	**194,00**	**202,00**	**210,00**	**214,00**	**225,00**
yy = N° elem.	*10*	*W*	*261*	*274*	*316*	*325*	*337*	*358*	*400*	*408*	*428*	*549*	*667*	*784*	*861*	*1053*
Lenght mm	**402**	€	**184,00**	**187,00**	**189,00**	**190,00**	**192,00**	**193,00**	**195,00**	**196,00**	**199,00**	**210,00**	**218,00**	**226,00**	**231,00**	**246,00**
yy = N° elem.	*12*	*W*	*313*	*329*	*379*	*390*	*404*	*430*	*480*	*490*	*514*	*659*	*800*	*941*	*1033*	*1264*
Lenght mm	**470**	€	**196,00**	**199,00**	**202,00**	**206,00**	**209,00**	**210,00**	**212,00**	**213,00**	**214,00**	**224,00**	**234,00**	**245,00**	**251,00**	**265,00**
yy = N° elem.	*14*	*W*	*365*	*384*	*442*	*455*	*472*	*501*	*560*	*571*	*599*	*769*	*934*	*1098*	*1205*	*1474*
Lenght mm	**538**	€	**209,00**	**211,00**	**214,00**	**216,00**	**218,00**	**222,00**	**223,00**	**225,00**	**226,00**	**239,00**	**251,00**	**262,00**	**267,00**	**286,00**
yy = N° elem.	*16*	*W*	*418*	*438*	*506*	*520*	*539*	*573*	*640*	*653*	*685*	*878*	*1067*	*1254*	*1378*	*1685*
Lenght mm	**606**	€	**219,00**	**223,00**	**226,00**	**230,00**	**233,00**	**237,00**	**240,00**	**242,00**	**245,00**	**255,00**	**267,00**	**279,00**	**287,00**	**305,00**
yy = N° elem.	*18*	*W*	*470*	*493*	*569*	*585*	*607*	*644*	*720*	*734*	*770*	*988*	*1201*	*1411*	*1550*	*1895*
Lenght mm	**674**	€	**230,00**	**233,00**	**237,00**	**241,00**	**245,00**	**248,00**	**249,00**	**251,00**	**253,00**	**268,00**	**285,00**	**297,00**	**305,00**	**326,00**
yy = N° elem.	*20*	*W*	*522*	*548*	*632*	*650*	*674*	*716*	*800*	*816*	*856*	*1098*	*1334*	*1568*	*1722*	*2106*
Lenght mm	**742**	€	**243,00**	**247,00**	**250,00**	**253,00**	**257,00**	**260,00**	**264,00**	**267,00**	**269,00**	**285,00**	**299,00**	**314,00**	**323,00**	**348,00**
yy = N° elem.	*22*	*W*	*574*	*603*	*695*	*715*	*741*	*788*	*880*	*898*	*942*	*1208*	*1467*	*1725*	*1894*	*2317*
Lenght mm	**810**	€	**254,00**	**258,00**	**261,00**	**264,00**	**267,00**	**271,00**	**276,00**	**279,00**	**280,00**	**298,00**	**316,00**	**331,00**	**341,00**	**368,00**
yy = N° elem.	*24*	*W*	*626*	*658*	*758*	*780*	*809*	*859*	*960*	*979*	*1027*	*1318*	*1601*	*1882*	*2066*	*2527*
Lenght mm	**878**	€	**264,00**	**268,00**	**273,00**	**278,00**	**283,00**	**287,00**	**289,00**	**292,00**	**294,00**	**312,00**	**331,00**	**349,00**	**360,00**	**388,00**
yy = N° elem.	*26*	*W*	*679*	*712*	*822*	*845*	*876*	*931*	*1040*	*1061*	*1113*	*1427*	*1734*	*2038*	*2239*	*2738*
Lenght mm	**946**	€	**277,00**	**280,00**	**285,00**	**288,00**	**292,00**	**295,00**	**297,00**	**300,00**	**301,00**	**325,00**	**348,00**	**366,00**	**377,00**	**408,00**
yy = N° elem.	*28*	*W*	*731*	*767*	*885*	*910*	*944*	*1002*	*1120*	*1142*	*1198*	*1537*	*1868*	*2195*	*2411*	*2948*
Lenght mm	**1014**	€	**288,00**	**293,00**	**297,00**	**301,00**	**305,00**	**308,00**	**314,00**	**318,00**	**320,00**	**341,00**	**365,00**	**384,00**	**398,00**	**428,00**
yy = N° elem.	*30*	*W*	*783*	*822*	*948*	*975*	*1011*	*1074*	*1200*	*1224*	*1284*	*1647*	*2001*	*2352*	*2583*	*3159*
Lenght mm	**1082**	€	**299,00**	**303,00**	**307,00**	**313,00**	**317,00**	**322,00**	**324,00**	**326,00**	**329,00**	**354,00**	**379,00**	**402,00**	**413,00**	
yy = N° elem.	*32*	*W*	*835*	*877*	*1011*	*1040*	*1078*	*1146*	*1280*	*1306*	*1370*	*1757*	*2134*	*2509*	*2755*	
Lenght mm	**1150**	€	**311,00**	**315,00**	**320,00**	**324,00**	**329,00**	**333,00**	**337,00**	**341,00**	**343,00**	**370,00**	**396,00**	**418,00**	**432,00**	
yy = N° elem.	*34*	*W*	*887*	*932*	*1074*	*1105*	*1146*	*1217*	*1360*	*1387*	*1455*	*1867*	*2268*	*2666*	*2927*	
Lenght mm	**1218**	€	**322,00**	**326,00**	**331,00**	**335,00**	**338,00**	**342,00**	**348,00**	**352,00**	**355,00**	**384,00**	**412,00**	**436,00**	**452,00**	
yy = N° elem.	*36*	*W*	*940*	*986*	*1138*	*1170*	*1213*	*1289*	*1440*	*1469*	*1541*	*1976*	*2401*	*2822*	*3100*	
Lenght mm	**1286**	€	**333,00**	**338,00**	**342,00**	**349,00**	**354,00**	**360,00**	**365,00**	**367,00**	**368,00**	**399,00**	**427,00**	**453,00**	**470,00**	
yy = N° elem.	*38*	*W*	*992*	*1041*	*1201*	*1235*	*1281*	*1360*	*1520*	*1550*	*1626*	*2086*	*2535*	*2979*	*3272*	
Lenght mm	**1354**	€	**343,00**	**350,00**	**355,00**	**360,00**	**366,00**	**371,00**	**375,00**	**378,00**	**381,00**	**412,00**	**444,00**	**471,00**		
yy = N° elem.	*40*	*W*	*1044*	*1096*	*1264*	*1300*	*1348*	*1432*	*1600*	*1632*	*1712*	*2196*	*2668*	*3136*		

Decorative & Technical Accessories



Kit Valves and Lockshield valve
Pag. 550

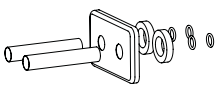

Pipe cover kit
Pag. 554

ARPA 23 HORIZONTAL
26 elements, height 878 mm, lenght 2020 mm. Brown finish (cod. 09). Configuration cod. 01.



ARPA 23 HORIZONTAL
Brown finish (cod. 09). Configuration cod. 01.

Technical features:

- round section manifold, 30 mm diameter
- 23 mm diameter steel round pipes
- threading at the ends of the manifolds, right G 1/2"
- maximum working pressure 8 bar
- maximum working temperature 95°C

Finishes available	Surcharge
Standard White	-
Classic finishes	+15%
Special finishes	+25%
Other RAL colors	+40% following feasibility study

Finishing codes see page 588.

Price included:

Wall fixing systems with screws and anchors

1/2" Blind plug

Piper cover kit

1/2" Air vent

Number of elements:
Radiators with an odd number of elements will be supplied at the same price as a radiator with the next even number of elements.
For example: a ARPA 23 Horizontal 1820 lenght and 7 elements wide = the price of a ARPA 23 Horizontal 1820 lenght and 8 elements wide.

CE 14 EN442-1 EN 442 EUROPEAN NORM

Model	Code	Depth P mm	Lenght L mm	Conn. C. L' mm	Weight Kg	Cap. lt
520	**SI1 0520 YY 01 IR 01 H**	50	520	470	0,46	0,20
550	**SI1 0550 YY 01 IR 01 H**	50	550	500	0,48	0,20
650	**SI1 0650 YY 01 IR 01 H**	50	650	600	0,55	0,24
670	**SI1 0670 YY 01 IR 01 H**	50	670	620	0,56	0,24
700	**SI1 0700 YY 01 IR 01 H**	50	700	650	0,58	0,25
750	**SI1 0750 YY 01 IR 01 H**	50	750	700	0,62	0,27
850	**SI1 0850 YY 01 IR 01 H**	50	850	800	0,69	0,30
870	**SI1 0870 YY 01 IR 01 H**	50	870	820	0,70	0,31
920	**SI1 0920 YY 01 IR 01 H**	50	920	870	0,74	0,33
1220	**SI1 1220 YY 01 IR 01 H**	50	1220	1170	0,95	0,42
1520	**SI1 1520 YY 01 IR 01 H**	50	1520	1470	1,16	0,52
1820	**SI1 1820 YY 01 IR 01 H**	50	1820	1770	1,37	0,62
2020	**SI1 2020 YY 01 IR 01 H**	50	2020	1970	1,50	0,69
2520	**SI1 2520 YY 01 IR 01 H**	50	2520	2470	1,85	0,85

Key Codes

Lenght | Number of elements | Packing code | Standard hydraulic code connection. For other connections, see pag. 176

SI 1 0520 | YY 01 | IR | 01 | H — Horizontal

Standard White color code.
For different color codes see the colors page.

ARPA 23 Horizontal: Power in Watt for linear metre

N. el.	4	6	8	10	12	14	16	18	20	22	24	26	28	30	32	34	36	38	40
Btu/h a Δt= 50°C	617,3	946,7	1272,7	1594,7	1910,8	2221,1	2525,7	2823,7	3115,3	3400,0	3678,6	3950,3	4215,6	4474,0	4726,3	4972,1	5211,5	5444,3	5671,3
Watt a Δt= 50°C	180,8	277,3	372,8	467,1	559,7	650,6	739,8	827,1	912,5	995,9	1077,5	1157,1	1234,8	1310,5	1384,4	1456,4	1526,5	1594,7	1661,2
Watt a Δt= 40°C	137,4	210,9	283,7	355,7	426,6	497,1	566,5	634,9	700,2	764,0	826,2	885,5	943,0	999,1	1063,0	1119,2	1173,9	1227,4	1279,5
Watt a Δt= 30°C*	96,4	148,2	199,5	250,3	300,6	351,4	401,6	451,5	497,6	542,8	586,7	627,2	666,2	704,2	756,1	797,1	836,7	875,9	913,8
Watt a Δt= 20°C	58,5	90,1	121,4	152,6	183,5	215,5	247,3	279,3	307,5	335,3	362,1	385,7	408,2	430,1	467,8	494,0	519,2	544,4	568,6
Modification index	1,231	1,227	1,224	1,221	1,217	1,206	1,196	1,185	1,187	1,188	1,190	1,199	1,208	1,216	1,184	1,180	1,177	1,173	1,170

(*) Thanks to the high performance of Irsap ARPA 23 Horizontal radiators, the ideal Δt for low temperature projects is Δt at 30°C.
For Δt different from 50°C use the formula: $Q=Qn\ (\Delta t / 50)^{n}$

Special Options

Cod. 88

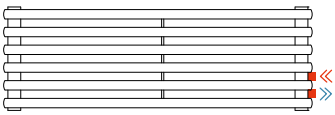

Welded manifolds
50 mm pitch
Universal connection

Cod. 82

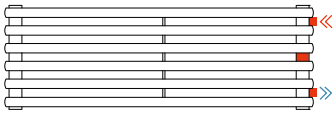

Welded manifolds

Cod. 80

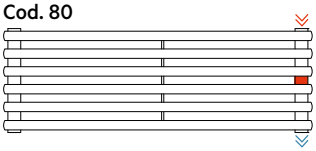

Internal Diaphragm

Manifolds:
The pipefittings welded on the side manifold can be positioned at any point at a specified distance between centres. It is compulsory in this type of installation to install a diaphragm during production to ensure the product functions correctly. The minimum possible distance between centres is equal to 50 mm (cod. 88), while the maximum distance depends on the length of the radiator (cod. 82).
The maximum distance between centres is equal to the number of elements - 2 multiplied by 34 (element pitch): L' = 34 x (n° of elements -2).
Side Connections (Cod. M82, M88): for side water connections insert an internal flow diverter to the bottom manifold **€ 81,00**
Internal Diaphragm (Cod. M80): Prearrangement for side connections with 1/2" welded fittings and internal baffle **€ 30,00**
Configured for connection with single-pipe valve: connection available only for modul and/or double-pipe systems, no monotube valve with loop - (specify water inlet) **€ 18,00**
For other connections see page 176

Connection dimensions with IRSAP valves

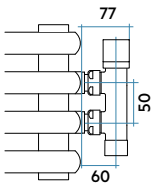

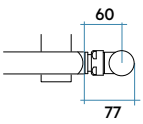

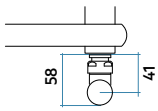

ARPA 23

Horizontal

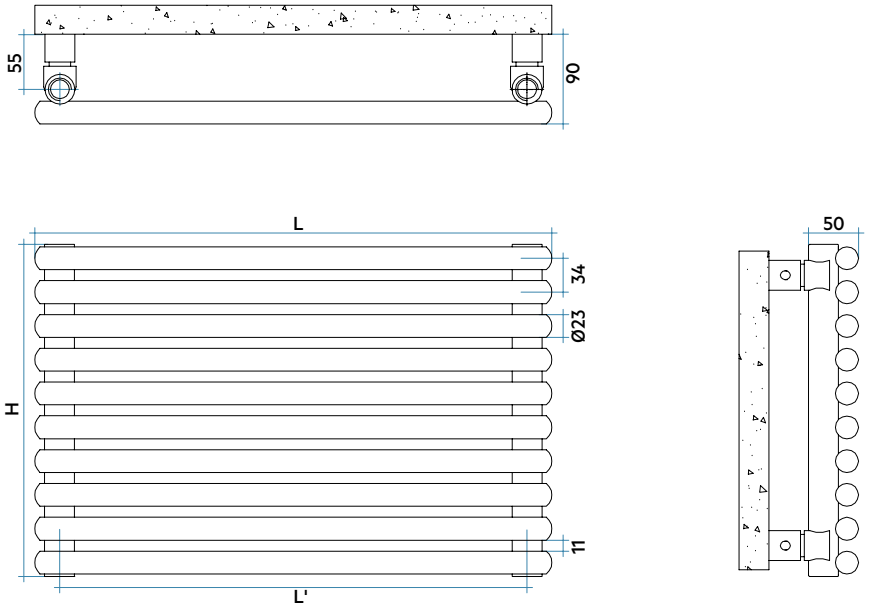

COMPLETE BATTERY DATA

(H)			LENGHT (L) 520	550	650	670	700	750	850	870	920	1220	1520	1820	2020	2520
Height mm	**130**	€	**140,00**	**142,00**	**143,00**	**145,00**	**147,00**	**149,00**	**153,00**	**154,00**	**155,00**	**156,00**	**157,00**	**158,00**	**159,00**	**162,00**
yy = N° elem.	*4*	*W*	*94*	*99*	*118*	*121*	*127*	*136*	*154*	*157*	*166*	*221*	*275*	*329*	*365*	*456*
Height mm	**198**	€	**151,00**	**152,00**	**153,00**	**154,00**	**155,00**	**156,00**	**157,00**	**158,00**	**159,00**	**165,00**	**171,00**	**175,00**	**177,00**	**183,00**
yy = N° elem.	*6*	*W*	*144*	*153*	*180*	*186*	*194*	*208*	*236*	*241*	*255*	*338*	*421*	*505*	*560*	*699*
Height mm	**266**	€	**162,00**	**164,00**	**166,00**	**167,00**	**170,00**	**171,00**	**172,00**	**173,00**	**174,00**	**180,00**	**187,00**	**192,00**	**195,00**	**205,00**
yy = N° elem.	*8*	*W*	*194*	*205*	*242*	*250*	*261*	*280*	*317*	*324*	*343*	*455*	*567*	*678*	*753*	*939*
Height mm	**334**	€	**174,00**	**176,00**	**177,00**	**179,00**	**180,00**	**182,00**	**184,00**	**186,00**	**187,00**	**194,00**	**202,00**	**210,00**	**214,00**	**225,00**
yy = N° elem.	*10*	*W*	*243*	*257*	*304*	*313*	*327*	*350*	*397*	*406*	*430*	*570*	*710*	*850*	*944*	*1177*
Height mm	**402**	€	**184,00**	**187,00**	**189,00**	**190,00**	**192,00**	**193,00**	**195,00**	**196,00**	**199,00**	**210,00**	**218,00**	**226,00**	**231,00**	**246,00**
yy = N° elem.	*12*	*W*	*291*	*308*	*364*	*375*	*392*	*420*	*476*	*487*	*515*	*683*	*851*	*1019*	*1131*	*1410*
Height mm	**470**	€	**196,00**	**199,00**	**202,00**	**206,00**	**209,00**	**210,00**	**212,00**	**213,00**	**214,00**	**224,00**	**234,00**	**245,00**	**251,00**	**265,00**
yy = N° elem.	*14*	*W*	*338*	*358*	*423*	*436*	*455*	*488*	*553*	*566*	*599*	*794*	*989*	*1184*	*1314*	*1640*
Height mm	**538**	€	**209,00**	**211,00**	**214,00**	**216,00**	**218,00**	**222,00**	**223,00**	**225,00**	**226,00**	**239,00**	**251,00**	**262,00**	**267,00**	**286,00**
yy = N° elem.	*16*	*W*	*385*	*407*	*481*	*496*	*518*	*555*	*629*	*644*	*681*	*903*	*1124*	*1346*	*1494*	*1864*
Height mm	**606**	€	**219,00**	**223,00**	**226,00**	**230,00**	**233,00**	**237,00**	**240,00**	**242,00**	**245,00**	**255,00**	**267,00**	**279,00**	**287,00**	**305,00**
yy = N° elem.	*18*	*W*	*430*	*455*	*538*	*554*	*579*	*620*	*703*	*720*	*761*	*1009*	*1257*	*1505*	*1671*	*2084*
Height mm	**674**	€	**230,00**	**233,00**	**237,00**	**241,00**	**245,00**	**248,00**	**249,00**	**251,00**	**253,00**	**268,00**	**285,00**	**297,00**	**305,00**	**326,00**
yy = N° elem.	*20*	*W*	*474*	*502*	*593*	*611*	*639*	*684*	*776*	*794*	*840*	*1113*	*1387*	*1661*	*1843*	*2300*
Height mm	**742**	€	**243,00**	**247,00**	**250,00**	**253,00**	**257,00**	**260,00**	**264,00**	**267,00**	**269,00**	**285,00**	**299,00**	**314,00**	**323,00**	**348,00**
yy = N° elem.	*22*	*W*	*518*	*548*	*647*	*667*	*697*	*747*	*847*	*866*	*916*	*1215*	*1514*	*1813*	*2012*	*2510*
Height mm	**810**	€	**254,00**	**258,00**	**261,00**	**264,00**	**267,00**	**271,00**	**276,00**	**279,00**	**280,00**	**298,00**	**316,00**	**331,00**	**341,00**	**368,00**
yy = N° elem.	*24*	*W*	*560*	*593*	*700*	*722*	*754*	*808*	*916*	*937*	*991*	*1315*	*1638*	*1961*	*2177*	*2715*
Height mm	**878**	€	**264,00**	**268,00**	**273,00**	**278,00**	**283,00**	**287,00**	**289,00**	**292,00**	**294,00**	**312,00**	**331,00**	**349,00**	**360,00**	**388,00**
yy = N° elem.	*26*	*W*	*602*	*636*	*752*	*775*	*810*	*868*	*984*	*1007*	*1065*	*1412*	*1759*	*2106*	*2337*	*2916*
Height mm	**946**	€	**277,00**	**280,00**	**285,00**	**288,00**	**292,00**	**295,00**	**297,00**	**300,00**	**301,00**	**325,00**	**348,00**	**366,00**	**377,00**	**408,00**
yy = N° elem.	*28*	*W*	*642*	*679*	*803*	*827*	*864*	*926*	*1050*	*1074*	*1136*	*1506*	*1877*	*2247*	*2494*	*3112*
Height mm	**1014**	€	**288,00**	**293,00**	**297,00**	**301,00**	**305,00**	**308,00**	**314,00**	**318,00**	**320,00**	**341,00**	**365,00**	**384,00**	**398,00**	**428,00**
yy = N° elem.	*30*	*W*	*681*	*721*	*852*	*878*	*917*	*983*	*1114*	*1140*	*1206*	*1599*	*1992*	*2385*	*2647*	*3302*
Height mm	**1082**	€	**299,00**	**303,00**	**307,00**	**313,00**	**317,00**	**322,00**	**324,00**	**326,00**	**329,00**	**354,00**	**379,00**	**402,00**	**413,00**	
yy = N° elem.	*32*	*W*	*720*	*761*	*900*	*928*	*969*	*1038*	*1177*	*1204*	*1274*	*1689*	*2104*	*2520*	*2796*	
Height mm	**1150**	€	**311,00**	**315,00**	**320,00**	**324,00**	**329,00**	**333,00**	**337,00**	**341,00**	**343,00**	**370,00**	**396,00**	**418,00**	**432,00**	
yy = N° elem.	*34*	*W*	*757*	*801*	*947*	*976*	*1019*	*1092*	*1238*	*1267*	*1340*	*1777*	*2214*	*2651*	*2942*	
Height mm	**1218**	€	**322,00**	**326,00**	**331,00**	**335,00**	**338,00**	**342,00**	**348,00**	**352,00**	**355,00**	**384,00**	**412,00**	**436,00**	**452,00**	
yy = N° elem.	*36*	*W*	*794*	*840*	*992*	*1023*	*1069*	*1145*	*1298*	*1328*	*1404*	*1862*	*2320*	*2778*	*3084*	
Height mm	**1286**	€	**333,00**	**338,00**	**342,00**	**349,00**	**354,00**	**360,00**	**365,00**	**367,00**	**368,00**	**399,00**	**427,00**	**453,00**	**470,00**	
yy = N° elem.	*38*	*W*	*829*	*877*	*1037*	*1068*	*1116*	*1196*	*1355*	*1387*	*1467*	*1946*	*2424*	*2902*	*3221*	
Height mm	**1354**	€	**343,00**	**350,00**	**355,00**	**360,00**	**366,00**	**371,00**	**375,00**	**378,00**	**381,00**	**412,00**	**444,00**	**471,00**		
yy = N° elem.	*40*	*W*	*864*	*914*	*1080*	*1113*	*1163*	*1246*	*1412*	*1445*	*1528*	*2027*	*2525*	*3023*		

Decorative & Technical Accessories



Kit Valves and Lockshield valve
Pag. 550

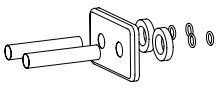

Pipe cover kit
Pag. 554

ARPA 23_2 VERTICAL
Agave finish (cod. 9N). Configuration cod. 01.

ARPA 23_2 VERTICAL
18 elements, height 2020 mm, lenght 606 mm. Agave finish (cod. 9N). Configuration cod. 01.

Technical features:

- round section manifold, 30 mm diameter
- 23 mm diameter steel round pipes
- threading at the ends of the manifolds, right G 1/2"
- maximum working pressure 8 bar
- maximum working temperature 95°C

Finishes available	Surcharge
Standard White	-
Classic finishes	+15%
Special finishes	+25%
Other RAL colors	+40% following feasibility study

Finishing codes see page 588.

Price included:

Wall fixing systems with screws and anchors

1/2" Blind plug

Piper cover kit

1/2" Air vent

Number of elements:
Radiators with an odd number of elements will be supplied at the same price as a radiator with the next even number of elements.
For example: a ARPA 23_2 Vertical 1820 high and 7 elements wide = the price of a ARPA 23_2 Vertical 1820 high and 8 elements wide.

CE 14 EN442-1 EN 442 EURONORM

Model	Code	Depth	Height	Conn. centre	Weight	Capacity	Thermal Power Δt=50°C		Δt=40°C	Δt=30°C	Δt=20°C	Exponent
		mm	H mm	H' mm	Kg	lt	Btu/h	**Watt**	Watt	**Watt (*)**	Watt	n.
520	**SI2 0520 YY 01 IR 01 A**	70	520	470	0,80	0,36	137,2	**40,2**	30,2	**20,9**	12,4	1,280
550	**SI2 0550 YY 01 IR 01 A**	70	550	500	0,85	0,38	143,3	**42,0**	31,6	**21,8**	13,0	1,281
650	**SI2 0650 YY 01 IR 01 A**	70	650	600	1,00	0,45	162,8	**47,7**	35,8	**24,7**	14,7	1,285
670	**SI2 0670 YY 01 IR 01 A**	70	670	620	1,03	0,46	166,5	**48,8**	36,6	**25,3**	15,0	1,286
700	**SI2 0700 YY 01 IR 01 A**	70	700	650	1,08	0,48	172,3	**50,5**	37,9	**26,2**	15,5	1,287
750	**SI2 0750 YY 01 IR 01 A**	70	750	700	1,15	0,52	181,9	**53,3**	40,0	**27,6**	16,4	1,289
850	**SI2 0850 YY 01 IR 01 A**	70	850	800	1,31	0,59	201,3	**59,0**	44,2	**30,5**	18,0	1,293
870	**SI2 0870 YY 01 IR 01 A**	70	870	820	1,33	0,54	205,1	**60,1**	45,0	**31,0**	18,4	1,294
920	**SI2 0920 YY 01 IR 01 A**	70	920	870	1,38	0,63	214,6	**62,9**	47,1	**32,4**	19,2	1,297
1220	**SI2 1220 YY 01 IR 01 A**	70	1220	1170	1,81	0,82	273,6	**80,2**	59,8	**40,9**	24,0	1,317
1520	**SI2 1520 YY 01 IR 01 A**	70	1520	1470	2,20	1,04	335,4	**98,3**	72,9	**49,6**	28,9	1,337
1820	**SI2 1820 YY 01 IR 01 A**	70	1820	1770	2,63	1,25	400,2	**117,3**	87,3	**59,7**	34,9	1,322
2020	**SI2 2020 YY 01 IR 01 A**	70	2020	1970	2,89	1,34	446,3	**130,8**	97,6	**66,9**	39,3	1,312
2520	**SI2 2520 YY 01 IR 01 A**	70	2520	2470	3,61	1,67	570,5	**167,2**	123,0	**82,8**	47,5	1,375

(*) Thanks to the high performance of Irsap ARPA 23_2 Vertical radiators, the ideal Δt for low temperature projects is Δt at 30°C.
For Δt different from 50°C use the formula: $Q=Qn\ (\Delta t / 50)^n$

Special Options

Cod. 84


Welded manifolds 50 mm pitch Universal connection

Cod. 82

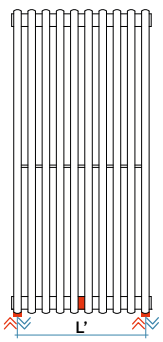

Welded manifolds

Cod. 80

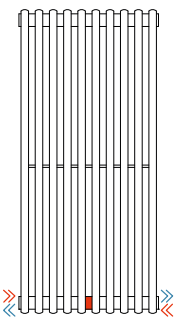
Internal Diaphragm

Manifolds:
The pipefittings welded on the bottom manifold can be positioned at any point at a specified distance between centres. It is compulsory in this type of installation to install a diaphragm during production to ensure the product functions correctly. The minimum possible distance between centres is equal to 50 mm (cod. 84), while the maximum distance depends on the length of the radiator (cod. 82).
The maximum distance between centres is equal to the number of elements - 2 multiplied by 34 (element pitch): L' = 34 x (n° of elements -2).
Bottom Connections (Cod. M82, M84): For bottom water connections insert an internal flow diverter to the bottom manifold **€ 81,00**
Internal Diaphragm (Cod. M80): Prearrangement for bottom connections with 1/2" welded fittings and internal baffle **€ 30,00**
Configured for connection with single-pipe valve: connection available only for modul and/or double-pipe systems, no monotube valve with loop - (specify water inlet) **€ 18,00**
For other connections see page 176

Connection dimensions with IRSAP valves

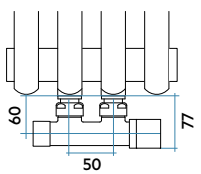

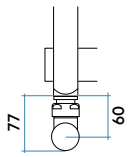

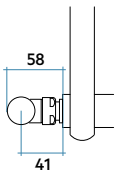

Key Codes

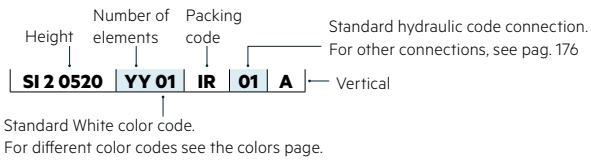

ARPA 23_2

Vertical

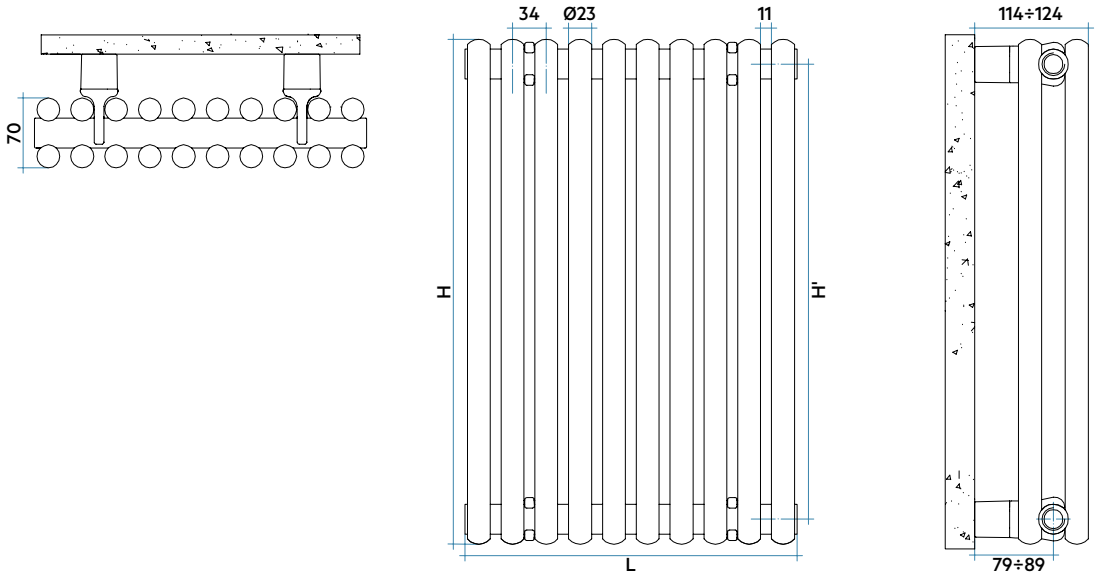

COMPLETE BATTERY DATA

(L)			HEIGHT (H) 520	550	650	670	700	750	850	870	920	1220	1520	1820	2020	2520
Lenght mm	**130**	€	**223,00**	**225,00**	**226,00**	**228,00**	**230,00**	**231,00**	**233,00**	**234,00**	**237,00**	**241,00**	**247,00**	**251,00**	**253,00**	**260,00**
yy = N° elem.	*4*	W	*161*	*168*	*191*	*195*	*202*	*213*	*236*	*240*	*252*	*321*	*393*	*469*	*523*	*669*
Lenght mm	**198**	€	**241,00**	**243,00**	**245,00**	**247,00**	**248,00**	**250,00**	**251,00**	**252,00**	**253,00**	**262,00**	**271,00**	**278,00**	**283,00**	**293,00**
yy = N° elem.	*6*	W	*241*	*252*	*286*	*293*	*303*	*320*	*354*	*361*	*377*	*481*	*590*	*704*	*785*	*1003*
Lenght mm	**266**	€	**260,00**	**261,00**	**263,00**	**264,00**	**266,00**	**267,00**	**269,00**	**271,00**	**276,00**	**286,00**	**297,00**	**305,00**	**312,00**	**326,00**
yy = N° elem.	*8*	W	*322*	*336*	*382*	*390*	*404*	*426*	*472*	*481*	*503*	*642*	*786*	*938*	*1046*	*1338*
Lenght mm	**334**	€	**277,00**	**279,00**	**280,00**	**283,00**	**285,00**	**286,00**	**288,00**	**289,00**	**294,00**	**307,00**	**324,00**	**334,00**	**340,00**	**359,00**
yy = N° elem.	*10*	W	*402*	*420*	*477*	*488*	*505*	*533*	*590*	*601*	*629*	*802*	*983*	*1173*	*1308*	*1672*
Lenght mm	**402**	€	**296,00**	**297,00**	**299,00**	**301,00**	**302,00**	**304,00**	**305,00**	**307,00**	**313,00**	**331,00**	**349,00**	**363,00**	**370,00**	**390,00**
yy = N° elem.	*12*	W	*482*	*504*	*572*	*586*	*606*	*640*	*708*	*721*	*755*	*962*	*1180*	*1408*	*1570*	*2006*
Lenght mm	**470**	€	**314,00**	**317,00**	**320,00**	**323,00**	**325,00**	**328,00**	**331,00**	**333,00**	**333,00**	**353,00**	**374,00**	**389,00**	**400,00**	**423,00**
yy = N° elem.	*14*	W	*563*	*588*	*668*	*683*	*707*	*746*	*826*	*841*	*881*	*1123*	*1376*	*1642*	*1831*	*2341*
Lenght mm	**538**	€	**332,00**	**335,00**	**337,00**	**339,00**	**342,00**	**343,00**	**348,00**	**350,00**	**353,00**	**376,00**	**401,00**	**417,00**	**428,00**	**457,00**
yy = N° elem.	*16*	W	*643*	*672*	*763*	*781*	*808*	*853*	*944*	*962*	*1006*	*1283*	*1573*	*1877*	*2093*	*2675*
Lenght mm	**606**	€	**351,00**	**353,00**	**355,00**	**359,00**	**361,00**	**365,00**	**367,00**	**369,00**	**374,00**	**401,00**	**427,00**	**445,00**	**459,00**	**488,00**
yy = N° elem.	*18*	W	*724*	*756*	*859*	*878*	*909*	*959*	*1062*	*1082*	*1132*	*1444*	*1769*	*2111*	*2354*	*3010*
Lenght mm	**674**	€	**368,00**	**371,00**	**374,00**	**377,00**	**381,00**	**385,00**	**389,00**	**392,00**	**395,00**	**424,00**	**453,00**	**473,00**	**487,00**	**522,00**
yy = N° elem.	*20*	W	*804*	*840*	*954*	*976*	*1010*	*1066*	*1180*	*1202*	*1258*	*1604*	*1966*	*2346*	*2616*	*3344*
Lenght mm	**742**	€	**387,00**	**390,00**	**393,00**	**399,00**	**402,00**	**405,00**	**408,00**	**411,00**	**416,00**	**447,00**	**478,00**	**501,00**	**516,00**	
yy = N° elem.	*22*	W	*884*	*924*	*1049*	*1074*	*1111*	*1173*	*1298*	*1322*	*1384*	*1764*	*2163*	*2581*	*2878*	
Lenght mm	**810**	€	**405,00**	**409,00**	**413,00**	**418,00**	**423,00**	**427,00**	**430,00**	**436,00**	**438,00**	**472,00**	**504,00**	**529,00**	**546,00**	
yy = N° elem.	*24*	W	*965*	*1008*	*1145*	*1171*	*1212*	*1279*	*1416*	*1442*	*1510*	*1925*	*2359*	*2815*	*3139*	
Lenght mm	**878**	€	**423,00**	**427,00**	**430,00**	**436,00**	**440,00**	**444,00**	**448,00**	**453,00**	**458,00**	**494,00**	**529,00**	**557,00**		
yy = N° elem.	*26*	W	*1045*	*1092*	*1240*	*1269*	*1313*	*1386*	*1534*	*1563*	*1635*	*2085*	*2556*	*3050*		
Lenght mm	**946**	€	**442,00**	**446,00**	**451,00**	**456,00**	**460,00**	**464,00**	**470,00**	**473,00**	**477,00**	**516,00**	**555,00**	**584,00**		
yy = N° elem.	*28*	W	*1126*	*1176*	*1336*	*1366*	*1414*	*1492*	*1652*	*1683*	*1761*	*2246*	*2752*	*3284*		
Lenght mm	**1014**	€	**460,00**	**464,00**	**471,00**	**476,00**	**481,00**	**485,00**	**492,00**	**497,00**	**499,00**	**563,00**	**580,00**			
yy = N° elem.	*30*	W	*1206*	*1260*	*1431*	*1464*	*1515*	*1599*	*1770*	*1803*	*1887*	*2406*	*2949*			
Lenght mm	**1082**	€	**477,00**	**482,00**	**488,00**	**494,00**	**498,00**	**504,00**	**510,00**	**515,00**	**519,00**	**563,00**	**606,00**			
yy = N° elem.	*32*	W	*1286*	*1344*	*1526*	*1562*	*1616*	*1706*	*1888*	*1923*	*2013*	*2566*	*3146*			
Lenght mm	**1150**	€	**496,00**	**501,00**	**509,00**	**515,00**	**520,00**	**527,00**	**533,00**	**540,00**	**542,00**	**587,00**	**632,00**			
yy = N° elem.	*34*	W	*1367*	*1428*	*1622*	*1659*	*1717*	*1812*	*2006*	*2043*	*2139*	*2727*	*3342*			
Lenght mm	**1218**	€	**513,00**	**518,00**	**525,00**	**531,00**	**537,00**	**545,00**	**550,00**	**557,00**	**561,00**	**610,00**				
yy = N° elem.	*36*	W	*1447*	*1512*	*1717*	*1757*	*1818*	*1919*	*2124*	*2164*	*2264*	*2887*				
Lenght mm	**1286**	€	**531,00**	**537,00**	**545,00**	**550,00**	**557,00**	**562,00**	**569,00**	**575,00**	**583,00**	**633,00**				
yy = N° elem.	*38*	W	*1528*	*1596*	*1813*	*1854*	*1919*	*2025*	*2242*	*2284*	*2390*	*3048*				
Lenght mm	**1354**	€	**550,00**	**557,00**	**562,00**	**569,00**	**575,00**	**582,00**	**587,00**	**594,00**	**603,00**	**657,00**				
yy = N° elem.	*40*	W	*1608*	*1680*	*1908*	*1952*	*2020*	*2132*	*2360*	*2404*	*2516*	*3208*				

Decorative & Technical Accessories



Kit Valves and Lockshield valve
Pag. 550

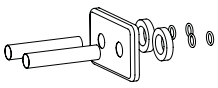

Pipe cover kit
Pag. 554

ARPA 23_2 HORIZONTAL
Standard White finish (cod. 01). Configuration cod. 01.

ARPA 23_2 HORIZONTAL
18 elements, height 606 mm, lenght 1820 mm. Standard White finish (cod. 01). Configuration cod. 01.

Technical features:

- round section manifold, 30 mm diameter
- 23 mm diameter steel round pipes
- threading at the ends of the manifolds, right G 1/2"
- maximum working pressure 8 bar
- maximum working temperature 95°C

Finishes available	Surcharge
Standard White	-
Classic finishes	+15%
Special finishes	+25%
Other RAL colors	+40% following feasibility study

Finishing codes see page 588.

Price included:

Wall fixing systems with screws and anchors

1/2" Blind plug

Piper cover kit

1/2" Air vent

Number of elements:
Radiators with an odd number of elements will be supplied at the same price as a radiator with the next even number of elements.
For example: a ARPA 23_2 Horizontal 1820 lenght and 7 elements wide = the price of a ARPA 23_2 Horizontal 1820 lenght and 8 elements wide.

CE 14 EN442-1 EN 442 EURONORM

Model	Code	Depth P mm	Lenght L mm	Conn. C. L' mm	Weight Kg	Cap. lt
520	**SI2 0520 YY 01 IR 01 H**	70	520	470	0,80	0,36
550	**SI2 0550 YY 01 IR 01 H**	70	550	500	0,85	0,38
650	**SI2 0650 YY 01 IR 01 H**	70	650	600	1,00	0,45
670	**SI2 0670 YY 01 IR 01 H**	70	670	620	1,03	0,46
700	**SI2 0700 YY 01 IR 01 H**	70	700	650	1,08	0,48
750	**SI2 0750 YY 01 IR 01 H**	70	750	700	1,15	0,52
850	**SI2 0850 YY 01 IR 01 H**	70	850	800	1,31	0,59
870	**SI2 0870 YY 01 IR 01 H**	70	870	820	1,33	0,54
920	**SI2 0920 YY 01 IR 01 H**	70	920	870	1,38	0,63
1220	**SI2 1220 YY 01 IR 01 H**	70	1220	1170	1,81	0,82
1520	**SI2 1520 YY 01 IR 01 H**	70	1520	1470	2,20	1,04
1820	**SI2 1820 YY 01 IR 01 H**	70	1820	1770	2,63	1,25
2020	**SI2 2020 YY 01 IR 01 H**	70	2020	1970	2,89	1,34
2520	**SI2 2520 YY 01 IR 01 H**	70	2520	2470	3,61	1,67

Key Codes

Lenght | Number of elements | Packing code | Standard hydraulic code connection. For other connections, see pag. 176

SI 2 0520 | YY 01 | IR | 01 | H — Horizontal

Standard White color code.
For different color codes see the colors page.

ARPA 23_2 Horizontal: Power in Watt for linear metre

N. el.	4	6	8	10	12	14	16	18	20	22	24	26	28	30	32	34	36	38	40
Btu/h a Δt= 50°C	1388,5	1820,0	2206,1	2564,3	2902,9	3227,9	3542,0	3848,3	4147,7	4442,6	4733,2	5021,0	5306,0	5589,4	5871,4	6152,4	6433,0	6713,3	6993,6
Watt a Δt= 50°C	406,7	533,1	646,2	751,1	850,3	945,5	1037,5	1127,2	1214,9	1301,3	1386,4	1470,7	1554,2	1637,2	1719,8	1802,1	1884,3	1966,4	2048,5
Watt a Δt= 40°C	313,7	368,1	497,9	578,0	657,0	733,6	801,8	867,6	929,7	990,1	1064,0	1128,0	1191,5	1254,6	1317,3	1379,4	1441,6	1503,8	1565,9
Watt a Δt= 30°C*	224,4	228,3	355,8	412,3	471,1	529,0	575,1	619,1	658,5	696,0	756,4	801,2	845,8	890,1	934,0	977,2	1020,8	1064,2	1107,5
Watt a Δt= 20°C	140,0	116,5	221,6	256,2	294,8	333,6	360,1	384,8	405,0	423,5	467,7	494,7	521,9	548,7	575,4	601,2	627,5	653,7	679,7
Modification index	1,164	1,660	1,168	1,174	1,156	1,137	1,155	1,173	1,199	1,225	1,186	1,189	1,191	1,193	1,195	1,198	1,200	1,202	1,204

(*) Thanks to the high performance of Irsap ARPA 23_2 Horizontal radiators, the ideal Δt for low temperature projects is Δt at 30°C.
For Δt different from 50°C use the formula: $Q=Qn\ (\Delta t / 50)^{n}$

Special Options

Cod. 88

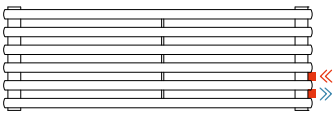

Welded manifolds
50 mm pitch
Universal connection

Cod. 82

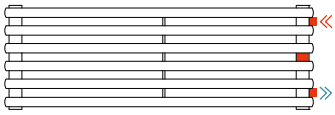

Welded manifolds

Cod. 80

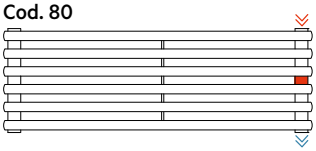

Internal Diaphragm

Manifolds:
The pipefittings welded on the side manifold can be positioned at any point at a specified distance between centres. It is compulsory in this type of installation to install a diaphragm during production to ensure the product functions correctly. The minimum possible distance between centres is equal to 50 mm (cod. 88), while the maximum distance depends on the length of the radiator (cod. 82).
The maximum distance between centres is equal to the number of elements - 2 multiplied by 34 (element pitch): L' = 34 x (n° of elements -2).
Side Connections (Cod. M82, M88): for side water connections insert an internal flow diverter to the bottom manifold **€ 81,00**
Internal Diaphragm (Cod. M80): Prearrangement for side connections with 1/2" welded fittings and internal baffle **€ 30,00**
Configured for connection with single-pipe valve: connection available only for modul and/or double-pipe systems, no monotube valve with loop - (specify water inlet) **€ 18,00**
For other connections see page 176

Connection dimensions with IRSAP valves

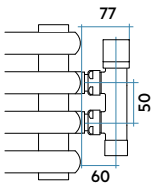

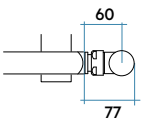

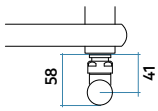

ARPA 23_2

Horizontal

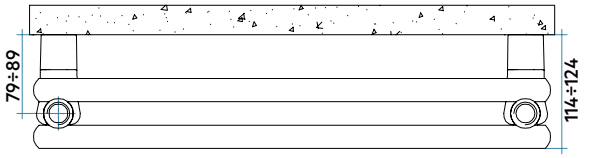



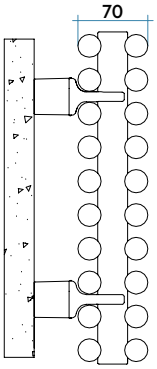

COMPLETE BATTERY DATA

(H)			LENGHT (L) 520	550	650	670	700	750	850	870	920	1220	1520	1820	2020	2520
Height mm	**130**	€	**223,00**	**225,00**	**226,00**	**228,00**	**230,00**	**231,00**	**233,00**	**234,00**	**237,00**	**241,00**	**247,00**	**251,00**	**253,00**	**260,00**
yy = N° elem.	*4*	*W*	*211*	*224*	*264*	*272*	*285*	*305*	*346*	*354*	*374*	*496*	*618*	*740*	*822*	*1025*
Height mm	**198**	€	**241,00**	**243,00**	**245,00**	**247,00**	**248,00**	**250,00**	**251,00**	**252,00**	**253,00**	**262,00**	**271,00**	**278,00**	**283,00**	**293,00**
yy = N° elem.	*6*	*W*	*277*	*293*	*347*	*357*	*373*	*400*	*453*	*464*	*490*	*650*	*810*	*970*	*1077*	*1343*
Height mm	**266**	€	**260,00**	**261,00**	**263,00**	**264,00**	**266,00**	**267,00**	**269,00**	**271,00**	**276,00**	**286,00**	**297,00**	**305,00**	**312,00**	**326,00**
yy = N° elem.	*8*	*W*	*336*	*355*	*420*	*433*	*452*	*485*	*549*	*562*	*595*	*788*	*982*	*1176*	*1305*	*1628*
Height mm	**334**	€	**277,00**	**279,00**	**280,00**	**283,00**	**285,00**	**286,00**	**288,00**	**289,00**	**294,00**	**307,00**	**324,00**	**334,00**	**340,00**	**359,00**
yy = N° elem.	*10*	*W*	*391*	*413*	*488*	*503*	*526*	*563*	*638*	*653*	*691*	*916*	*1142*	*1367*	*1517*	*1893*
Height mm	**402**	€	**296,00**	**297,00**	**299,00**	**301,00**	**302,00**	**304,00**	**305,00**	**307,00**	**313,00**	**331,00**	**349,00**	**363,00**	**370,00**	**390,00**
yy = N° elem.	*12*	*W*	*442*	*468*	*553*	*570*	*595*	*638*	*723*	*740*	*782*	*1037*	*1292*	*1548*	*1718*	*2143*
Height mm	**470**	€	**314,00**	**317,00**	**320,00**	**323,00**	**325,00**	**328,00**	**331,00**	**333,00**	**333,00**	**353,00**	**374,00**	**389,00**	**400,00**	**423,00**
yy = N° elem.	*14*	*W*	*492*	*520*	*615*	*633*	*662*	*709*	*804*	*823*	*870*	*1154*	*1437*	*1721*	*1910*	*2383*
Height mm	**538**	€	**332,00**	**335,00**	**337,00**	**339,00**	**342,00**	**343,00**	**348,00**	**350,00**	**353,00**	**376,00**	**401,00**	**417,00**	**428,00**	**457,00**
yy = N° elem.	*16*	*W*	*540*	*571*	*674*	*695*	*726*	*778*	*882*	*903*	*955*	*1266*	*1577*	*1888*	*2096*	*2614*
Height mm	**606**	€	**351,00**	**353,00**	**355,00**	**359,00**	**361,00**	**365,00**	**367,00**	**369,00**	**374,00**	**401,00**	**427,00**	**445,00**	**459,00**	**488,00**
yy = N° elem.	*18*	*W*	*586*	*620*	*733*	*755*	*789*	*845*	*958*	*981*	*1037*	*1375*	*1713*	*2052*	*2277*	*2841*
Height mm	**674**	€	**368,00**	**371,00**	**374,00**	**377,00**	**381,00**	**385,00**	**389,00**	**392,00**	**395,00**	**424,00**	**453,00**	**473,00**	**487,00**	**522,00**
yy = N° elem.	*20*	*W*	*632*	*668*	*790*	*814*	*850*	*911*	*1033*	*1057*	*1118*	*1482*	*1847*	*2211*	*2454*	*3062*
Height mm	**742**	€	**387,00**	**390,00**	**393,00**	**399,00**	**402,00**	**405,00**	**408,00**	**411,00**	**416,00**	**447,00**	**478,00**	**501,00**	**516,00**	
yy = N° elem.	*22*	*W*	*677*	*716*	*846*	*872*	*911*	*976*	*1106*	*1132*	*1197*	*1588*	*1978*	*2368*	*2629*	
Height mm	**810**	€	**405,00**	**409,00**	**413,00**	**418,00**	**423,00**	**427,00**	**430,00**	**436,00**	**438,00**	**472,00**	**504,00**	**529,00**	**546,00**	
yy = N° elem.	*24*	*W*	*721*	*763*	*901*	*929*	*970*	*1040*	*1178*	*1206*	*1275*	*1691*	*2107*	*2523*	*2801*	
Height mm	**878**	€	**423,00**	**427,00**	**430,00**	**436,00**	**440,00**	**444,00**	**448,00**	**453,00**	**458,00**	**494,00**	**529,00**	**557,00**		
yy = N° elem.	*26*	*W*	*765*	*809*	*956*	*985*	*1029*	*1103*	*1250*	*1280*	*1353*	*1794*	*2235*	*2677*		
Height mm	**946**	€	**442,00**	**446,00**	**451,00**	**456,00**	**460,00**	**464,00**	**470,00**	**473,00**	**477,00**	**516,00**	**555,00**	**584,00**		
yy = N° elem.	*28*	*W*	*808*	*855*	*1010*	*1041*	*1088*	*1166*	*1321*	*1352*	*1430*	*1896*	*2362*	*2829*		
Height mm	**1014**	€	**460,00**	**464,00**	**471,00**	**476,00**	**481,00**	**485,00**	**492,00**	**497,00**	**499,00**	**563,00**	**580,00**			
yy = N° elem.	*30*	*W*	*851*	*900*	*1064*	*1097*	*1146*	*1228*	*1392*	*1424*	*1506*	*1997*	*2489*			
Height mm	**1082**	€	**477,00**	**482,00**	**488,00**	**494,00**	**498,00**	**504,00**	**510,00**	**515,00**	**519,00**	**563,00**	**606,00**			
yy = N° elem.	*32*	*W*	*894*	*946*	*1118*	*1152*	*1204*	*1290*	*1462*	*1496*	*1582*	*2098*	*2614*			
Height mm	**1150**	€	**496,00**	**501,00**	**509,00**	**515,00**	**520,00**	**527,00**	**533,00**	**540,00**	**542,00**	**587,00**	**632,00**			
yy = N° elem.	*34*	*W*	*937*	*991*	*1171*	*1207*	*1261*	*1352*	*1532*	*1568*	*1658*	*2199*	*2739*			
Height mm	**1218**	€	**513,00**	**518,00**	**525,00**	**531,00**	**537,00**	**545,00**	**550,00**	**557,00**	**561,00**	**610,00**				
yy = N° elem.	*36*	*W*	*980*	*1036*	*1225*	*1262*	*1319*	*1413*	*1602*	*1639*	*1734*	*2299*				
Height mm	**1286**	€	**531,00**	**537,00**	**545,00**	**550,00**	**557,00**	**562,00**	**569,00**	**575,00**	**583,00**	**633,00**				
yy = N° elem.	*38*	*W*	*1023*	*1082*	*1278*	*1317*	*1376*	*1475*	*1671*	*1711*	*1809*	*2399*				
Height mm	**1354**	€	**550,00**	**557,00**	**562,00**	**569,00**	**575,00**	**582,00**	**587,00**	**594,00**	**603,00**	**657,00**				
yy = N° elem.	*40*	*W*	*1065*	*1127*	*1332*	*1372*	*1434*	*1536*	*1741*	*1782*	*1885*	*2499*				

Decorative & Technical Accessories



Kit Valves and Lockshield valve
Pag. 550

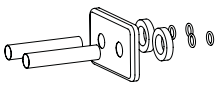

Pipe cover kit
Pag. 554

SAX

Radiators

A sober profile, decided lines and great dimensional modularity are the characteristics that make SAX a unique and contemporary product.
The range includes both vertical and horizontal models and versions with a single or double row.

SAX	**Vertical**	P.	124
SAX	**Horizontal**	P.	128
SAX 2	**Vertical**	P.	132
SAX 2	**Horizontal**	P.	136
HYDRAULIC CONNECTIONS		P.	176

SAX VERTICAL
18 elements, height 1800 mm, lenght 720 mm.
Opaque Black (cod. K1). Configuration cod. 01.

SAX VERTICAL
Opaque Black (cod. K1). Configuration cod. 01.

Technical features:
- manifolds with a 30 mm diameter circular section
- tubes made of sheet steel with a 20x25 mm rectangular section
- manifold threading 1/2" Gas right
- maximum working pressure 4 bar
- maximum working temperature 95°C

Finishes available	Surcharge
Standard White	-
Classic finishes	+15%
Special finishes	+25%
Other RAL colors	+40% following feasibility study

Finishing codes see page 588.

Price included:

Wall fixing systems with screws and anchors

1/2" Blind plug

Piper cover kit

1/2" Air vent

Number of elements:
Radiators with an odd number of elements will be supplied at the same price as a radiator with the next even number of elements.
For example: a SAX Vertical 1800 high and 9 elements wide = the price of a SAX Vertical 1800 high and 10 elements wide.

CE 10 EN442-1 EN 442 EURONORM

Model	Code	Depth	Height	Conn. centre	Weight	Capacity	Thermal Power Δt=50°C		Δt=40°C	Δt=30°C	Δt=20°C	Exponent
		mm	H mm	H' mm	Kg	lt	Btu/h	**Watt**	Watt	**Watt (*)**	Watt	n.
500	**SX1 0500 YY 01 IR 01 A**	55	500	470	0,47	0,24	93,1	**27,3**	20,7	**14,5**	8,8	1,233
530	**SX1 0530 YY 01 IR 01 A**	55	530	500	0,49	0,25	97,9	**28,7**	21,8	**15,3**	9,2	1,234
630	**SX1 0630 YY 01 IR 01 A**	55	630	600	0,56	0,29	113,4	**33,2**	25,2	**17,6**	10,7	1,240
650	**SX1 0650 YY 01 IR 01 A**	55	650	620	0,57	0,30	116,5	**34,1**	25,9	**18,1**	11,0	1,241
680	**SX1 0680 YY 01 IR 01 A**	55	680	650	0,59	0,32	121,1	**35,5**	26,9	**18,8**	11,4	1,242
730	**SX1 0730 YY 01 IR 01 A**	55	730	700	0,63	0,34	128,8	**37,8**	28,6	**20,0**	12,1	1,245
830	**SX1 0830 YY 01 IR 01 A**	55	830	800	0,70	0,38	144,1	**42,2**	32,0	**22,3**	13,4	1,250
850	**SX1 0850 YY 01 IR 01 A**	55	850	820	0,71	0,38	147,2	**43,1**	32,6	**22,8**	13,7	1,251
900	**SX1 0900 YY 01 IR 01 A**	55	900	870	0,75	0,40	154,8	**45,4**	34,3	**23,9**	14,4	1,254
1200	**SX1 1200 YY 01 IR 01 A**	55	1200	1170	0,96	0,53	200,5	**58,8**	44,3	**30,8**	18,4	1,266
1500	**SX1 1500 YY 01 IR 01 A**	55	1500	1470	1,17	0,65	246,7	**72,3**	54,4	**37,7**	22,5	1,273
1800	**SX1 1800 YY 01 IR 01 A**	55	1800	1770	1,38	0,77	293,8	**86,1**	64,8	**44,9**	26,7	1,276
2000	**SX1 2000 YY 01 IR 01 A**	55	2000	1970	1,52	0,85	325,9	**95,5**	71,9	**49,8**	29,7	1,275

(*) Thanks to the high performance of Irsap SAX Vertical radiators, the ideal Δt for low temperature projects is Δt at 30°C.
For Δt different from 50°C use the formula: $Q=Qn\ (\Delta t / 50)^n$

Special Options

Cod. 84


Welded manifolds
50 mm pitch
Universal connection

Cod. 82



Welded manifolds

Cod. 80

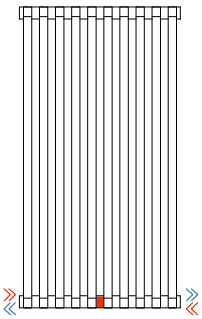
Internal Diaphragm

Manifolds:
The pipefittings welded on the bottom manifold can be positioned at any point at a specified distance between centres. It is compulsory in this type of installation to install a diaphragm during production to ensure the product functions correctly. The minimum possible distance between centres is equal to 50 mm (cod. 84), while the maximum distance depends on the length of the radiator (cod. 82).
The maximum distance between centres is equal to the number of elements - 1 multiplied by 40 (element pitch): L' = 40 x (n° of elements -1).
Bottom Connections (Cod. M82, M84): For bottom water connections insert an internal flow diverter to the bottom manifold **€ 81,00**
Internal Diaphragm (Cod. M80): Prearrangement for bottom connections with 1/2" welded fittings and internal baffle **€ 30,00**
Configured for connection with single-pipe valve: connection available only for modul and/or double-pipe systems, no monotube valve with loop - (specify water inlet) **€ 18,00**
For other connections see page 176

Connection dimensions with Irsap valves

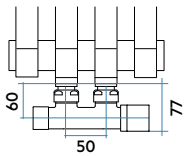

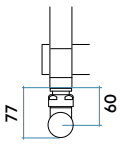

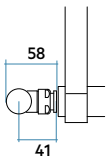

Key Codes

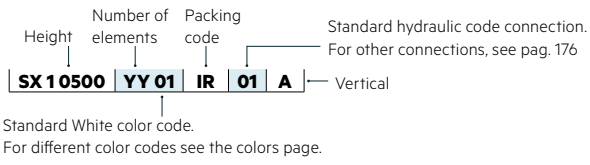

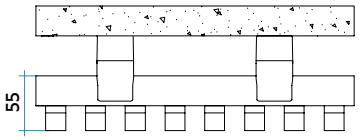





COMPLETE BATTERY DATA

(L)		HEIGHT (H) 500	530	630	650	680	730	830	850	900	1200	1500	1800	2000
Lenght mm 160	€	212,00	214,00	222,00	224,00	226,00	229,00	234,00	235,00	237,00	246,00	251,00	257,00	260,00
yy = N° elem. 4	W	109	115	133	137	142	151	169	173	181	235	289	344	382
Lenght mm 240	€	227,00	230,00	241,00	243,00	247,00	249,00	254,00	255,00	259,00	267,00	278,00	285,00	289,00
yy = N° elem. 6	W	164	172	199	205	213	226	253	259	272	353	434	517	573
Lenght mm 320	€	247,00	250,00	260,00	262,00	264,00	267,00	275,00	277,00	280,00	292,00	303,00	314,00	321,00
yy = N° elem. 8	W	218	229	266	273	284	302	338	345	363	470	578	689	764
Lenght mm 400	€	263,00	265,00	278,00	280,00	285,00	288,00	295,00	297,00	301,00	317,00	332,00	342,00	351,00
yy = N° elem. 10	W	273	287	332	342	355	378	422	431	454	588	723	861	955
Lenght mm 480	€	280,00	285,00	298,00	300,00	303,00	307,00	318,00	320,00	323,00	340,00	357,00	371,00	379,00
yy = N° elem. 12	W	327	344	399	410	426	453	507	518	544	705	868	1033	1146
Lenght mm 560	€	298,00	301,00	316,00	320,00	323,00	328,00	337,00	339,00	343,00	366,00	385,00	400,00	410,00
yy = N° elem. 14	W	382	402	465	478	497	528	591	604	635	823	1012	1206	1337
Lenght mm 640	€	314,00	320,00	335,00	337,00	341,00	348,00	360,00	363,00	368,00	389,00	410,00	429,00	441,00
yy = N° elem. 16	W	437	459	532	546	568	604	676	690	726	940	1157	1378	1528
Lenght mm 720	€	333,00	337,00	354,00	358,00	364,00	368,00	379,00	383,00	389,00	412,00	438,00	457,00	472,00
yy = N° elem. 18	W	491	516	598	615	639	680	760	776	817	1058	1302	1550	1719
Lenght mm 800	€	348,00	353,00	372,00	375,00	381,00	388,00	401,00	403,00	409,00	437,00	464,00	485,00	501,00
yy = N° elem. 20	W	546	574	665	683	710	755	845	863	907	1175	1446	1722	1910
Lenght mm 880	€	366,00	372,00	392,00	396,00	402,00	408,00	423,00	425,00	432,00	461,00	489,00	515,00	531,00
yy = N° elem. 22	W	600	631	731	751	781	830	929	949	998	1293	1591	1894	2101
Lenght mm 960	€	385,00	389,00	410,00	413,00	421,00	428,00	443,00	445,00	453,00	485,00	516,00	542,00	560,00
yy = N° elem. 24	W	655	688	798	820	852	906	1014	1035	1089	1410	1735	2067	2292
Lenght mm 1040	€	401,00	407,00	428,00	435,00	440,00	447,00	464,00	466,00	475,00	509,00	541,00	571,00	591,00
yy = N° elem. 26	W	710	746	864	888	923	982	1098	1121	1180	1528	1880	2239	2483
Lenght mm 1120	€	418,00	425,00	447,00	452,00	459,00	466,00	484,00	487,00	496,00	532,00	569,00	599,00	621,00
yy = N° elem. 28	W	764	803	931	956	994	1057	1183	1208	1270	1646	2025	2411	2674
Lenght mm 1200	€	436,00	443,00	466,00	473,00	479,00	488,00	505,00	510,00	518,00	555,00	594,00	628,00	651,00
yy = N° elem. 30	W	819	860	997	1024	1065	1132	1267	1294	1361	1763	2169	2583	2865
Lenght mm 1280	€	452,00	460,00	485,00	489,00	498,00	508,00	526,00	530,00	540,00	582,00	622,00	657,00	681,00
yy = N° elem. 32	W	873	918	1064	1093	1136	1208	1352	1380	1452	1881	2314	2756	3056
Lenght mm 1360	€	470,00	477,00	502,00	510,00	516,00	527,00	548,00	552,00	562,00	605,00	648,00	686,00	710,00
yy = N° elem. 34	W	928	975	1130	1161	1207	1284	1436	1466	1543	1998	2459	2928	3247
Lenght mm 1440	€	485,00	494,00	523,00	529,00	537,00	548,00	568,00	570,00	582,00	628,00	675,00	716,00	
yy = N° elem. 36	W	982	1032	1197	1229	1278	1359	1521	1553	1633	2116	2603	3100	
Lenght mm 1520	€	502,00	513,00	542,00	548,00	557,00	567,00	589,00	594,00	604,00	653,00	701,00	742,00	
yy = N° elem. 38	W	1037	1090	1263	1298	1349	1434	1605	1639	1724	2233	2748	3272	
Lenght mm 1600	€	519,00	530,00	560,00	566,00	576,00	587,00	610,00	614,00	625,00	676,00	726,00		
yy = N° elem. 40	W	1092	1147	1330	1366	1420	1510	1690	1725	1815	2351	2892		

Decorative & Technical Accessories



Kit Valves and Lockshield valve
Pag. 550

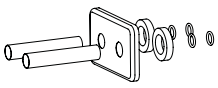

Pipe cover kit
Pag. 554

SAX HORIZONTAL
18 elements, height 720 mm, lenght 1800 mm. Pearl White (cod. 16). Configuration cod. 01.

SAX HORIZONTAL
Pearl White (cod. 16). Configuration cod. 01.

Technical features:
- manifolds with a 30 mm diameter circular section
- tubes made of sheet steel with a 20x25 mm rectangular section
- manifold threading 1/2" Gas right
- maximum working pressure 4 bar
- maximum working temperature 95°C

Finishes available	Surcharge
Standard White	-
Classic finishes	+15%
Special finishes	+25%
Other RAL colors	+40% following feasibility study

Finishing codes see page 588.

Price included:

Wall fixing systems with screws and anchors

1/2" Blind plug

Piper cover kit

1/2" Air vent

Number of elements:
Radiators with an odd number of elements will be supplied at the same price as a radiator with the next even number of elements.
For example: a SAX Horizontal 1800 lenght and 9 elements wide = the price of a SAX Horizontal 1800 lenght and 10 elements wide.

CE 10 EN442-1 EN 442 EURONORM

Model	Code	Depth P mm	Lenght L mm	Conn. C. L' mm	Weight Kg	Cap. lt
500	**SX1 0500 YY 01 IR 01 H**	55	500	470	0,47	0,24
530	**SX1 0530 YY 01 IR 01 H**	55	530	500	0,49	0,25
630	**SX1 0630 YY 01 IR 01 H**	55	630	600	0,56	0,29
650	**SX1 0650 YY 01 IR 01 H**	55	650	620	0,57	0,30
680	**SX1 0680 YY 01 IR 01 H**	55	680	650	0,59	0,32
730	**SX1 0730 YY 01 IR 01 H**	55	730	700	0,63	0,34
830	**SX1 0830 YY 01 IR 01 H**	55	830	800	0,70	0,38
850	**SX1 0850 YY 01 IR 01 H**	55	850	820	0,71	0,38
900	**SX1 0900 YY 01 IR 01 H**	55	900	870	0,75	0,40
1200	**SX1 1200 YY 01 IR 01 H**	55	1200	1170	0,96	0,53
1500	**SX1 1500 YY 01 IR 01 H**	55	1500	1470	1,17	0,65
1800	**SX1 1800 YY 01 IR 01 H**	55	1800	1770	1,38	0,77
2000	**SX1 2000 YY 01 IR 01 H**	55	2000	1970	1,52	0,85

Key Codes

Lenght | Number of elements | Packing code | Standard hydraulic code connection. For other connections, see pag. 176

SX 1 0500 | YY 01 | IR | 01 | H — Horizontal

Standard White color code.
For different color codes see the colors page.

SAX Horizontal: Power in Watt for linear metre

N. el.	4	6	8	10	12	14	16	18	20	22	24	26	28	30	32	34	36	38	40
Btu/h a Δt= 50°C	710,8	1067,9	1420,6	1767,1	2107,8	2441,7	2768,8	3088,6	3401,7	3707,9	4007,0	4298,9	4584,3	4862,6	5134,0	5398,6	5656,7	5907,9	6152,7
Watt a Δt= 50°C	208,2	312,8	416,1	517,6	617,4	715,2	811,0	904,7	996,4	1086,1	1173,7	1259,2	1342,8	1424,3	1503,8	1581,3	1656,9	1730,5	1802,2
Watt a Δt= 40°C	156,9	235,8	313,9	390,7	466,4	540,8	617,0	688,2	757,7	825,6	892,0	956,8	1019,8	1081,2	1141,3	1199,6	1256,4	1311,9	1365,7
Watt a Δt= 30°C*	108,9	163,8	218,3	271,9	324,9	377,1	433,8	483,6	532,4	579,7	626,2	671,4	715,3	757,9	799,8	840,2	879,4	918,0	955,1
Watt a Δt= 20°C	65,1	98,1	130,8	163,2	195,1	226,9	264,0	294,2	323,7	352,2	380,3	407,6	433,9	459,4	484,5	508,6	531,9	555,0	577,0
Modification index	1,269	1,266	1,263	1,260	1,257	1,253	1,225	1,226	1,227	1,229	1,230	1,231	1,233	1,235	1,236	1,238	1,240	1,241	1,243

(*) Thanks to the high performance of Irsap SAX Horizontal radiators, the ideal Δt for low temperature projects is Δt at 30°C.
For Δt different from 50°C use the formula: $Q=Qn\ (\Delta t / 50)^{n}$

Special Options

Cod. 88



Welded manifolds
50 mm pitch
Universal connection

Cod. 82



Welded manifolds

Cod. 80

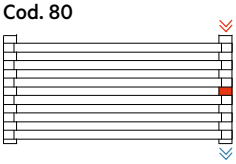

Internal Diaphragm

Manifolds:
The pipefittings welded on the side manifold can be positioned at any point at a specified distance between centres. It is compulsory in this type of installation to install a diaphragm during production to ensure the product functions correctly. The minimum possible distance between centres is equal to 50 mm (cod. 88), while the maximum distance depends on the length of the radiator (cod. 82). The maximum distance between centres is equal to the number of elements - 1 multiplied by 40 (element pitch): L' = 40 x (n° of elements -1).
Side Connections (Cod. M82, M88): for side water connections insert an internal flow diverter to the bottom manifold **€ 81,00**
Internal Diaphragm (Cod. M80): Prearrangement for side connections with 1/2" welded fittings and internal baffle **€ 30,00**
Configured for connection with single-pipe valve: connection available only for modul and/or double-pipe systems, no monotube valve with loop - (specify water inlet) **€ 18,00**
For other connections see page 176

Connection dimensions with IRSAP valves

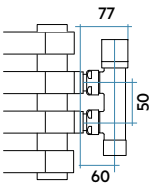

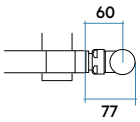

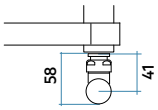

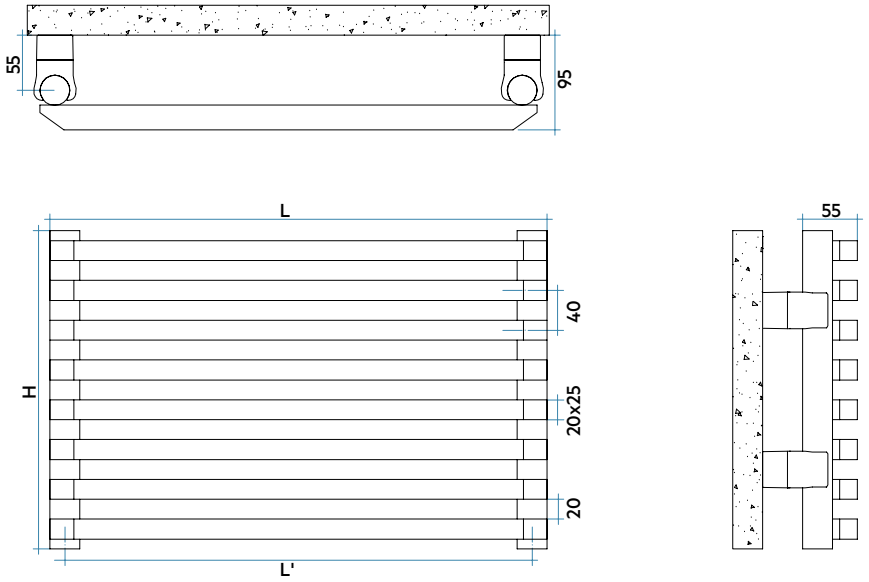

COMPLETE BATTERY DATA

(H)		LENGHT (L) 500	530	630	650	680	730	830	850	900	1200	1500	1800	2000
Height mm 160	€	212,00	214,00	222,00	224,00	226,00	229,00	234,00	235,00	237,00	246,00	251,00	257,00	260,00
yy = N° elem. 4	W	104	110	131	135	142	152	173	177	187	250	312	375	416
Height mm 240	€	227,00	230,00	241,00	243,00	247,00	249,00	254,00	255,00	259,00	267,00	278,00	285,00	289,00
yy = N° elem. 6	W	156	166	197	203	213	228	260	266	282	375	469	563	626
Height mm 320	€	247,00	250,00	260,00	262,00	264,00	267,00	275,00	277,00	280,00	292,00	303,00	314,00	321,00
yy = N° elem. 8	W	208	221	262	270	283	304	345	354	374	499	624	749	832
Height mm 400	€	263,00	265,00	278,00	280,00	285,00	288,00	295,00	297,00	301,00	317,00	332,00	342,00	351,00
yy = N° elem. 10	W	259	274	326	336	352	378	430	440	466	621	776	932	1035
Height mm 480	€	280,00	285,00	298,00	300,00	303,00	307,00	318,00	320,00	323,00	340,00	357,00	371,00	379,00
yy = N° elem. 12	W	309	327	389	401	420	451	512	525	556	741	926	1111	1235
Height mm 560	€	298,00	301,00	316,00	320,00	323,00	328,00	337,00	339,00	343,00	366,00	385,00	400,00	410,00
yy = N° elem. 14	W	358	379	451	465	486	522	594	608	644	858	1073	1287	1430
Height mm 640	€	314,00	320,00	335,00	337,00	341,00	348,00	360,00	363,00	368,00	389,00	410,00	429,00	441,00
yy = N° elem. 16	W	406	430	511	527	551	592	673	689	730	973	1216	1460	1622
Height mm 720	€	333,00	337,00	354,00	358,00	364,00	368,00	379,00	383,00	389,00	412,00	438,00	457,00	472,00
yy = N° elem. 18	W	452	479	570	588	615	660	751	769	814	1086	1357	1628	1809
Height mm 800	€	348,00	353,00	372,00	375,00	381,00	388,00	401,00	403,00	409,00	437,00	464,00	485,00	501,00
yy = N° elem. 20	W	498	528	628	648	678	727	827	847	897	1196	1495	1794	1993
Height mm 880	€	366,00	372,00	392,00	396,00	402,00	408,00	423,00	425,00	432,00	461,00	489,00	515,00	531,00
yy = N° elem. 22	W	543	576	684	706	739	793	901	923	977	1303	1629	1955	2172
Height mm 960	€	385,00	389,00	410,00	413,00	421,00	428,00	443,00	445,00	453,00	485,00	516,00	542,00	560,00
yy = N° elem. 24	W	587	622	739	763	798	857	974	998	1056	1408	1761	2113	2347
Height mm 1040	€	401,00	407,00	428,00	435,00	440,00	447,00	464,00	466,00	475,00	509,00	541,00	571,00	591,00
yy = N° elem. 26	W	630	667	793	818	856	919	1045	1070	1133	1511	1889	2267	2518
Height mm 1120	€	418,00	425,00	447,00	452,00	459,00	466,00	484,00	487,00	496,00	532,00	569,00	599,00	621,00
yy = N° elem. 28	W	671	712	846	873	913	980	1115	1141	1209	1611	2014	2417	2686
Height mm 1200	€	436,00	443,00	466,00	473,00	479,00	488,00	505,00	510,00	518,00	555,00	594,00	628,00	651,00
yy = N° elem. 30	W	712	755	897	926	969	1040	1182	1211	1282	1709	2136	2564	2849
Height mm 1280	€	452,00	460,00	485,00	489,00	498,00	508,00	526,00	530,00	540,00	582,00	622,00	657,00	681,00
yy = N° elem. 32	W	752	797	947	977	1023	1098	1248	1278	1353	1805	2256	2707	3008
Height mm 1360	€	470,00	477,00	502,00	510,00	516,00	527,00	548,00	552,00	562,00	605,00	648,00	686,00	710,00
yy = N° elem. 34	W	791	838	996	1028	1075	1154	1312	1344	1423	1898	2372	2846	3163
Height mm 1440	€	485,00	494,00	523,00	529,00	537,00	548,00	568,00	570,00	582,00	628,00	675,00	716,00	
yy = N° elem. 36	W	828	878	1044	1077	1127	1210	1375	1408	1491	1988	2485	2982	
Height mm 1520	€	502,00	513,00	542,00	548,00	557,00	567,00	589,00	594,00	604,00	653,00	701,00	742,00	
yy = N° elem. 38	W	865	917	1090	1125	1177	1263	1436	1471	1557	2077	2596	3115	
Height mm 1600	€	519,00	530,00	560,00	566,00	576,00	587,00	610,00	614,00	625,00	676,00	726,00		
yy = N° elem. 40	W	901	955	1135	1171	1225	1316	1496	1532	1622	2163	2703		

Decorative & Technical Accessories



Kit Valves and Lockshield valve
Pag. 550

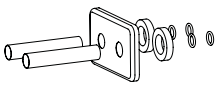

Pipe cover kit
Pag. 554

SAX 2 VERTICAL
Ivory finish (cod. 02). Configuration cod. 01.

SAX 2 VERTICAL
20 elements, height 2000 mm, lenght 822 mm. Ivory finish (cod. 02). Configuration cod. 01.

Technical features:
- manifolds with a 30 mm diameter circular section
- tubes made of sheet steel with a 20x25 mm rectangular section
- manifold threading 1/2" Gas right
- maximum working pressure 4 bar
- maximum working temperature 95°C

Finishes available	Surcharge
Standard White	-
Classic finishes	+15%
Special finishes	+25%
Other RAL colors	+40% following feasibility study

Finishing codes see page 588.

Price included:

Wall fixing systems with screws and anchors

1/2" Blind plug

Piper cover kit

1/2" Air vent

Number of elements:
Radiators with an odd number of elements will be supplied at the same price as a radiator with the next even number of elements.
For example: a SAX 2 Vertical 1800 high and 9 elements wide = the price of a SAX 2 Vertical 1800 high and 10 elements wide.

CE 10 EN442-1 EN 442 EURONORM

Model	Code	Depth	Height	Conn. centre	Weight	Capacity	Thermal Power Δt=50°C		Δt=40°C	Δt=30°C	Δt=20°C	Exponent
		mm	H mm	H' mm	Kg	lt	Btu/h	**Watt**	Watt	**Watt (*)**	Watt	n.
500	**SX2 0500 YY 01 IR 01 A**	80	500	470	0,82	0,44	148,7	**43,6**	32,8	**22,7**	13,5	1,278
530	**SX2 0530 YY 01 IR 01 A**	80	530	500	0,86	0,47	156,8	**46,0**	34,5	**23,9**	14,2	1,279
630	**SX2 0630 YY 01 IR 01 A**	80	630	600	1,00	0,55	183,3	**53,7**	40,4	**27,9**	16,6	1,282
650	**SX2 0650 YY 01 IR 01 A**	80	650	620	1,03	0,57	188,5	**55,3**	41,5	**28,7**	17,1	1,283
680	**SX2 0680 YY 01 IR 01 A**	80	680	650	1,07	0,59	196,4	**57,5**	43,2	**29,9**	17,8	1,284
730	**SX2 0730 YY 01 IR 01 A**	80	730	700	1,14	0,63	209,3	**61,3**	46,0	**31,8**	18,9	1,285
830	**SX2 0830 YY 01 IR 01 A**	80	830	800	1,28	0,71	234,8	**68,8**	51,6	**35,6**	21,1	1,289
850	**SX2 0850 YY 01 IR 01 A**	80	850	820	1,31	0,73	239,8	**70,3**	52,7	**36,4**	21,6	1,289
900	**SX2 0900 YY 01 IR 01 A**	80	900	870	1,38	0,77	252,4	**74,0**	55,5	**38,2**	22,7	1,291
1200	**SX2 1200 YY 01 IR 01 A**	80	1200	1170	1,80	1,01	325,5	**95,4**	71,4	**49,2**	29,1	1,297
1500	**SX2 1500 YY 01 IR 01 A**	80	1500	1470	2,22	1,26	395,4	**115,9**	86,8	**59,7**	35,3	1,297
1800	**SX2 1800 YY 01 IR 01 A**	80	1800	1770	2,64	1,50	462,5	**135,6**	101,5	**69,8**	41,2	1,299
2000	**SX2 2000 YY 01 IR 01 A**	80	2000	1970	2,92	1,66	505,8	**148,2**	110,9	**76,3**	45,0	1,301

(*) Thanks to the high performance of Irsap SAX 2 Vertical radiators, the ideal Δt for low temperature projects is Δt at 30°C.
For Δt different from 50°C use the formula: $Q=Qn\ (\Delta t / 50)^n$

Special Options

Cod. 84


Welded manifolds
50 mm pitch
Universal connection

Cod. 82



Welded manifolds

Cod. 80

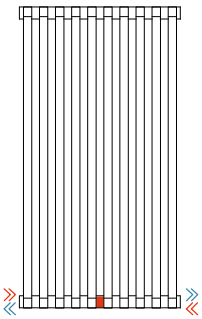
Internal Diaphragm

Manifolds:
The pipefittings welded on the bottom manifold can be positioned at any point at a specified distance between centres. It is compulsory in this type of installation to install a diaphragm during production to ensure the product functions correctly. The minimum possible distance between centres is equal to 50 mm (cod. 84), while the maximum distance depends on the length of the radiator (cod. 82).
The maximum distance between centres is equal to the number of elements - 1 multiplied by 40 (element pitch): L' = 40 x (n° of elements -1).
Bottom Connections (Cod. M82, M84): For bottom water connections insert an internal flow diverter to the bottom manifold **€ 81,00**
Internal Diaphragm (Cod. M80): Prearrangement for bottom connections with 1/2" welded fittings and internal baffle **€ 30,00**
Configured for connection with single-pipe valve: connection available only for modul and/or double-pipe systems, no monotube valve with loop - (specify water inlet) **€ 18,00**
For other connections see page 176

Connection dimensions with Irsap valves

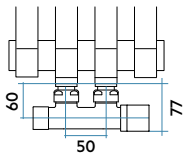

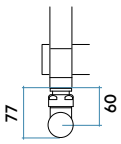

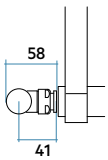

Key Codes

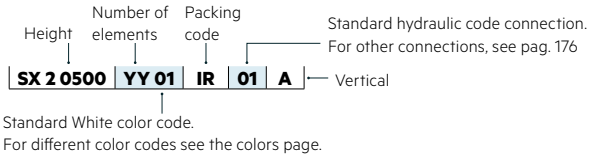

Vertical

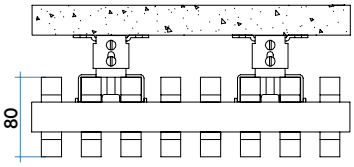

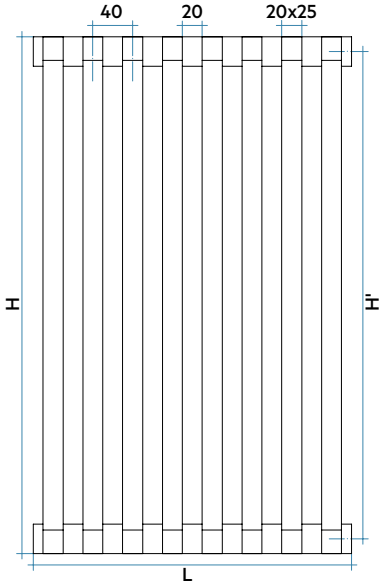



COMPLETE BATTERY DATA

HEIGHT (H)

(L)		500	530	630	650	680	730	830	850	900	1200	1500	1800	2000
Lenght mm 160	€	418,00	421,00	428,00	429,00	430,00	436,00	440,00	442,00	443,00	454,00	464,00	497,00	531,00
yy = N° elem. 4	W	174	184	215	221	230	245	275	281	296	382	464	542	593
Lenght mm 240	€	452,00	456,00	464,00	465,00	470,00	473,00	479,00	481,00	484,00	499,00	513,00	549,00	586,00
yy = N° elem. 6	W	262	276	322	332	345	368	413	422	444	572	695	813	890
Lenght mm 320	€	487,00	489,00	500,00	501,00	505,00	510,00	518,00	520,00	525,00	543,00	560,00	602,00	641,00
yy = N° elem. 8	W	349	368	430	442	460	491	550	562	592	763	927	1084	1186
Lenght mm 400	€	519,00	523,00	535,00	537,00	542,00	547,00	557,00	559,00	565,00	588,00	611,00	654,00	699,00
yy = N° elem. 10	W	436	460	537	553	576	613	688	703	740	954	1159	1356	1482
Lenght mm 480	€	555,00	560,00	573,00	576,00	580,00	586,00	598,00	602,00	607,00	634,00	659,00	706,00	753,00
yy = N° elem. 12	W	523	552	645	663	691	736	826	843	888	1145	1391	1627	1779
Lenght mm 560	€	589,00	594,00	610,00	612,00	617,00	623,00	636,00	640,00	646,00	677,00	707,00	758,00	809,00
yy = N° elem. 14	W	610	643	752	774	806	859	963	984	1036	1336	1622	1898	2076
Lenght mm 640	€	624,00	629,00	644,00	648,00	653,00	661,00	677,00	681,00	688,00	723,00	758,00	811,00	866,00
yy = N° elem. 16	W	697	735	860	884	921	981	1101	1125	1184	1526	1854	2169	2372
Lenght mm 720	€	658,00	665,00	682,00	686,00	691,00	699,00	717,00	720,00	727,00	767,00	808,00	865,00	920,00
yy = N° elem. 18	W	785	827	967	995	1036	1104	1239	1265	1331	1717	2086	2440	2668
Lenght mm 800	€	690,00	697,00	718,00	722,00	727,00	738,00	757,00	759,00	767,00	812,00	858,00	917,00	978,00
yy = N° elem. 20	W	872	919	1075	1105	1151	1227	1376	1406	1479	1908	2318	2711	2965
Lenght mm 880	€	726,00	732,00	754,00	758,00	764,00	775,00	795,00	798,00	809,00	856,00	903,00	968,00	1.032,00
yy = N° elem. 22	W	959	1011	1182	1216	1266	1349	1514	1546	1627	2099	2550	2982	3262
Lenght mm 960	€	761,00	767,00	791,00	794,00	801,00	812,00	836,00	840,00	852,00	903,00	953,00	1.020,00	
yy = N° elem. 24	W	1046	1103	1290	1326	1381	1472	1651	1687	1775	2290	2781	3253	
Lenght mm 1040	€	794,00	801,00	827,00	832,00	840,00	851,00	873,00	879,00	890,00	944,00	999,00		
yy = N° elem. 26	W	1133	1195	1397	1437	1496	1595	1789	1828	1923	2480	3013		
Lenght mm 1120	€	830,00	836,00	864,00	868,00	876,00	888,00	912,00	915,00	929,00	989,00	1.049,00		
yy = N° elem. 28	W	1221	1287	1504	1547	1611	1718	1927	1968	2071	2671	3245		
Lenght mm 1200	€	864,00	872,00	900,00	905,00	913,00	926,00	953,00	958,00	973,00	1.036,00			
yy = N° elem. 30	W	1308	1379	1612	1658	1726	1840	2064	2109	2219	2862			
Lenght mm 1280	€	897,00	906,00	936,00	941,00	951,00	967,00	991,00	997,00	1.011,00	1.079,00			
yy = N° elem. 32	W	1395	1471	1719	1768	1842	1963	2202	2249	2367	3053			
Lenght mm 1360	€	932,00	940,00	971,00	977,00	986,00	1.003,00	1.032,00	1.039,00	1.054,00	1.126,00			
yy = N° elem. 34	W	1482	1563	1827	1879	1957	2086	2340	2390	2515	3244			
Lenght mm 1440	€	953,00	974,00	1.009,00	1.015,00	1.025,00	1.042,00	1.071,00	1.077,00	1.091,00				
yy = N° elem. 36	W	1569	1655	1934	1989	2072	2208	2477	2530	2663				
Lenght mm 1520	€	997,00	1.008,00	1.043,00	1.050,00	1.061,00	1.078,00	1.112,00	1.117,00	1.133,00				
yy = N° elem. 38	W	1656	1746	2042	2100	2187	2331	2615	2671	2811				
Lenght mm 1600	€	1.034,00	1.045,00	1.081,00	1.089,00	1.098,00	1.115,00	1.149,00	1.155,00	1.172,00				
yy = N° elem. 40	W	1744	1838	2149	2210	2302	2454	2752	2812	2959				

Decorative & Technical Accessories



Kit Valves and Lockshield valve
Pag. 550

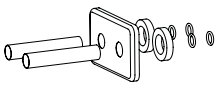

Pipe cover kit
Pag. 554

SAX 2 HORIZONTAL
20 elements, height 800 mm, lenght 1800 mm. Woodland Green finish (cod. 19). Configuration cod. 01.

SAX 2 HORIZONTAL
Woodland Green finish (cod. 19). Configuration cod. 01.

Technical features:
- manifolds with a 30 mm diameter circular section
- tubes made of sheet steel with a 20x25 mm rectangular section
- manifold threading 1/2" Gas right
- maximum working pressure 4 bar
- maximum working temperature 95°C

Finishes available	Surcharge
Standard White	-
Classic finishes	+15%
Special finishes	+25%
Other RAL colors	+40% following feasibility study

Finishing codes see page 588.

Price included:

Wall fixing systems with screws and anchors

1/2" Blind plug

Piper cover kit

1/2" Air vent

Number of elements:
Radiators with an odd number of elements will be supplied at the same price as a radiator with the next even number of elements.
For example: a SAX 2 Horizontal 1800 lenght and 9 elements wide = the price of a SAX 2 Horizontal 1800 lenght and 10 elements wide.

CE 10 EN442-1 EN 442 EURONORM

Model	Code	Depth P mm	Lenght L mm	Conn. C. L' mm	Weight Kg	Cap. lt
500	**SX2 0500 YY 01 IR 01 H**	80	500	470	0,82	0,44
530	**SX2 0530 YY 01 IR 01 H**	80	530	500	0,86	0,47
630	**SX2 0630 YY 01 IR 01 H**	80	630	600	1,00	0,55
650	**SX2 0650 YY 01 IR 01 H**	80	650	620	1,03	0,57
680	**SX2 0680 YY 01 IR 01 H**	80	680	650	1,07	0,59
730	**SX2 0730 YY 01 IR 01 H**	80	730	700	1,14	0,63
830	**SX2 0830 YY 01 IR 01 H**	80	830	800	1,28	0,71
850	**SX2 0850 YY 01 IR 01 H**	80	850	820	1,31	0,73
900	**SX2 0900 YY 01 IR 01 H**	80	900	870	1,38	0,77
1200	**SX2 1200 YY 01 IR 01 H**	80	1200	1170	1,80	1,01
1500	**SX2 1500 YY 01 IR 01 H**	80	1500	1470	2,22	1,26
1800	**SX2 1800 YY 01 IR 01 H**	80	1800	1770	2,64	1,50
2000	**SX2 2000 YY 01 IR 01 H**	80	2000	1970	2,92	1,66

Key Codes

Lenght | Number of elements | Packing code | Standard hydraulic code connection. For other connections, see pag. 176

SX 2 0500 | YY 01 | IR | 01 | H — Horizontal

Standard White color code.
For different color codes see the colors page.

SAX 2 Horizontal: Power in Watt for linear metre

N. el.	4	6	8	10	12	14	16	18	20	22	24	26	28	30	32	34	36	38	40
Btu/h a Δt= 50°C	1398,7	1952,1	2465,6	2947,6	3404,1	3838,4	4252,8	4649,5	5029,5	5394,8	5745,8	6083,4	6408,4	6721,8	7023,6	7314,8	7595,8	7866,5	8128,1
Watt a Δt= 50°C	409,7	571,8	722,2	863,4	997,1	1124,3	1245,7	1361,9	1473,2	1580,2	1683,0	1781,9	1877,1	1968,9	2057,3	2142,6	2224,9	2304,2	2380,8
Watt a Δt= 40°C	307,3	429,2	542,4	648,9	749,7	845,9	938,5	1028,1	1114,1	1195,0	1272,5	1347,0	1418,9	1488,0	1554,5	1618,9	1680,7	1740,2	1797,7
Watt a Δt= 30°C*	212,1	296,4	375,0	449,0	519,1	586,2	651,5	715,5	777,2	833,6	887,4	939,0	989,2	1037,1	1083,1	1128,0	1170,7	1211,8	1251,5
Watt a Δt= 20°C	125,8	176,0	222,9	267,2	309,2	349,5	389,4	429,3	467,8	501,8	533,9	564,8	594,9	623,5	650,9	677,8	703,2	727,6	751,1
Modification index	1,289	1,286	1,283	1,280	1,278	1,275	1,269	1,260	1,252	1,252	1,253	1,254	1,254	1,255	1,256	1,256	1,257	1,258	1,259

(*) Thanks to the high performance of Irsap SAX 2 Horizontal radiators, the ideal Δt for low temperature projects is Δt at 30°C.
For Δt different from 50°C use the formula: $Q=Qn\ (\Delta t / 50)^{n}$

Special Options

Cod. 88


Welded manifolds
50 mm pitch
Universal connection

Cod. 82



Welded manifolds

Cod. 80

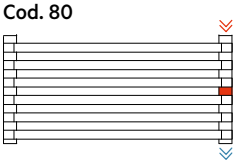
Internal Diaphragm

Manifolds:
The pipefittings welded on the side manifold can be positioned at any point at a specified distance between centres. It is compulsory in this type of installation to install a diaphragm during production to ensure the product functions correctly. The minimum possible distance between centres is equal to 50 mm (cod. 88), while the maximum distance depends on the length of the radiator (cod. 82). The maximum distance between centres is equal to the number of elements - 1 multiplied by 40 (element pitch): L' = 40 x (n° of elements -1).
Side Connections (Cod. M82, M88): for side water connections insert an internal flow diverter to the bottom manifold **€ 81,00**
Internal Diaphragm (Cod. M80): Prearrangement for side connections with 1/2" welded fittings and internal baffle **€ 30,00**
Configured for connection with single-pipe valve: connection available only for modul and/or double-pipe systems, no monotube valve with loop - (specify water inlet) **€ 18,00**
For other connections see page 176

Connection dimensions with IRSAP valves

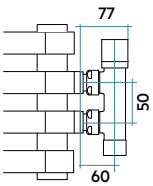

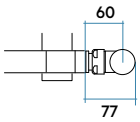

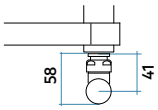

Horizontal





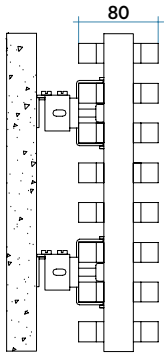

COMPLETE BATTERY DATA

LENGHT (L)

(H)			500	530	630	650	680	730	830	850	900	1200	1500	1800	2000
Height mm	**160**	€	418,00	421,00	428,00	429,00	430,00	436,00	440,00	442,00	443,00	454,00	464,00	497,00	531,00
yy = N° elem.	*4*	W	205	217	258	266	279	299	340	348	369	492	615	737	819
Height mm	**240**	€	452,00	456,00	464,00	465,00	470,00	473,00	479,00	481,00	484,00	499,00	513,00	549,00	586,00
yy = N° elem.	*6*	W	286	303	360	372	389	417	475	486	515	686	858	1029	1144
Height mm	**320**	€	487,00	489,00	500,00	501,00	505,00	510,00	518,00	520,00	525,00	543,00	560,00	602,00	641,00
yy = N° elem.	*8*	W	361	383	455	469	491	527	599	614	650	867	1083	1300	1444
Height mm	**400**	€	519,00	523,00	535,00	537,00	542,00	547,00	557,00	559,00	565,00	588,00	611,00	654,00	699,00
yy = N° elem.	*10*	W	432	458	544	561	587	630	717	734	777	1036	1295	1554	1727
Height mm	**480**	€	555,00	560,00	573,00	576,00	580,00	586,00	598,00	602,00	607,00	634,00	659,00	706,00	753,00
yy = N° elem.	*12*	W	499	528	628	648	678	728	828	848	897	1197	1496	1795	1994
Height mm	**560**	€	589,00	594,00	610,00	612,00	617,00	623,00	636,00	640,00	646,00	677,00	707,00	758,00	809,00
yy = N° elem.	*14*	W	562	596	708	731	765	821	933	956	1012	1349	1686	2024	2249
Height mm	**640**	€	624,00	629,00	644,00	648,00	653,00	661,00	677,00	681,00	688,00	723,00	758,00	811,00	866,00
yy = N° elem.	*16*	W	623	660	785	810	847	909	1034	1059	1121	1495	1869	2242	2491
Height mm	**720**	€	658,00	665,00	682,00	686,00	691,00	699,00	717,00	720,00	727,00	767,00	808,00	865,00	920,00
yy = N° elem.	*18*	W	681	722	858	885	926	994	1130	1158	1226	1634	2043	2451	2724
Height mm	**800**	€	690,00	697,00	718,00	722,00	727,00	738,00	757,00	759,00	767,00	812,00	858,00	917,00	978,00
yy = N° elem.	*20*	W	737	781	928	958	1002	1075	1223	1252	1326	1768	2210	2652	2946
Height mm	**880**	€	726,00	732,00	754,00	758,00	764,00	775,00	795,00	798,00	809,00	856,00	903,00	968,00	1.032,00
yy = N° elem.	*22*	W	790	838	996	1027	1075	1154	1312	1343	1422	1896	2370	2844	3160
Height mm	**960**	€	761,00	767,00	791,00	794,00	801,00	812,00	836,00	840,00	852,00	903,00	953,00	1.020,00	
yy = N° elem.	*24*	W	842	892	1060	1094	1144	1229	1397	1431	1515	2020	2524	3029	
Height mm	**1040**	€	794,00	801,00	827,00	832,00	840,00	851,00	873,00	879,00	890,00	944,00	999,00		
yy = N° elem.	*26*	W	891	944	1123	1158	1212	1301	1479	1515	1604	2138	2673		
Height mm	**1120**	€	830,00	836,00	864,00	868,00	876,00	888,00	912,00	915,00	929,00	989,00	1.049,00		
yy = N° elem.	*28*	W	939	995	1183	1220	1276	1370	1558	1596	1689	2253	2816		
Height mm	**1200**	€	864,00	872,00	900,00	905,00	913,00	926,00	953,00	958,00	973,00	1.036,00			
yy = N° elem.	*30*	W	984	1044	1240	1280	1339	1437	1634	1674	1772	2363			
Height mm	**1280**	€	897,00	906,00	936,00	941,00	951,00	967,00	991,00	997,00	1.011,00	1.079,00			
yy = N° elem.	*32*	W	1029	1090	1296	1337	1399	1502	1708	1749	1852	2469			
Height mm	**1360**	€	932,00	940,00	971,00	977,00	986,00	1.003,00	1.032,00	1.039,00	1.054,00	1.126,00			
yy = N° elem.	*34*	W	1071	1136	1350	1393	1457	1564	1778	1821	1928	2571			
Height mm	**1440**	€	953,00	974,00	1.009,00	1.015,00	1.025,00	1.042,00	1.071,00	1.077,00	1.091,00				
yy = N° elem.	*36*	W	1112	1179	1402	1446	1513	1624	1847	1891	2002				
Height mm	**1520**	€	997,00	1.008,00	1.043,00	1.050,00	1.061,00	1.078,00	1.112,00	1.117,00	1.133,00				
yy = N° elem.	*38*	W	1152	1221	1452	1498	1567	1682	1912	1959	2074				
Height mm	**1600**	€	1.034,00	1.045,00	1.081,00	1.089,00	1.098,00	1.115,00	1.149,00	1.155,00	1.172,00				
yy = N° elem.	*40*	W	1190	1262	1500	1548	1619	1738	1976	2024	2143				

Decorative & Technical Accessories



Kit Valves and Lockshield valve
Pag. 550

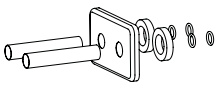

Pipe cover kit
Pag. 554

PIANO

Radiators

PIANO, represents the evolution of the "radiator" in shape and colour.
Great versatility and high thermal powers make this product ideal for both small and large environments, even with low-temperature systems.

PIANO	**Vertical**	P.	142
PIANO	**Horizontal**	P.	146
PIANO 2	**Vertical**	P.	150
PIANO 2	**Horizontal**	P.	154
HYDRAULIC CONNECTIONS		P.	176

PIANO VERTICAL
12 elements, height 1820 mm, lenght 680 mm.
Ivory finish (cod. 02). Configuration cod. 01.

PIANO VERTICAL
Ivory finish (cod. 02). Configuration cod. 01.

Technical features:

- manifolds with a 30 mm diameter circular section
- tubes made of sheet steel with a 50x10 mm rectangular section
- manifold threading 1/2" Gas right
- maximum working pressure 4 bar
- maximum working temperature 95°C

Finishes available	Surcharge
Standard White	-
Classic finishes	+15%
Special finishes	+25%
Other RAL colors	+40% following feasibility study

Finishing codes see page 588.

Price included:

Wall fixing systems with screws and anchors

1/2" Blind plug

Piper cover kit

1/2" Air vent

Number of elements:
Radiators with an odd number of elements will be supplied at the same price as a radiator with the next even number of elements.
For example: a PIANO Vertical 1820 high and 9 elements wide = the price of a PIANO Vertical 1820 high and 10 elements wide

CE 08 EN442-1

EN 442

Model	Code	Depth	Height	Conn. centre	Weight	Capacity	Thermal Power Δt=50°C		Δt=40°C	Δt=30°C	Δt=20°C	Exponent
		mm	H mm	H' mm	Kg	lt	Btu/h	**Watt**	Watt	**Watt (*)**	Watt	n.
520	**PI1 0520 YY 01 IR 01 A**	38	520	470	0,64	0,25	116,3	**34,1**	25,6	**17,7**	10,6	1,280
700	**PI1 0700 YY 01 IR 01 A**	38	700	650	0,82	0,31	152,7	**44,8**	33,5	**23,1**	13,7	1,295
920	**PI1 0920 YY 01 IR 01 A**	38	920	870	1,04	0,39	195,3	**57,2**	42,7	**29,2**	17,2	1,314
1220	**PI1 1220 YY 01 IR 01 A**	38	1220	1170	1,39	0,48	255,9	**75,0**	56,0	**38,4**	22,6	1,310
1520	**PI1 1520 YY 01 IR 01 A**	38	1520	1470	1,64	0,60	315,3	**92,4**	69,0	**47,4**	27,9	1,306
1820	**PI1 1820 YY 01 IR 01 A**	38	1820	1770	1,94	0,70	375,0	**109,9**	82,2	**56,5**	33,3	1,302
2020	**PI1 2020 YY 01 IR 01 A**	38	2020	1970	2,14	0,77	415,0	**121,6**	91,0	**62,6**	37,0	1,300
2220	**PI1 2220 YY 01 IR 01 A**	38	2220	2170	2,39	0,83	455,3	**133,4**	99,9	**68,8**	40,7	1,297
2520	**PI1 2520 YY 01 IR 01 A**	38	2520	2470	2,64	0,94	516,4	**151,3**	113,4	**78,2**	46,3	1,293

(*) Thanks to the high performance of Irsap PIANO Vertical radiators, the ideal Δt for low temperature projects is Δt at 30°C.
For Δt different from 50°C use the formula: $Q=Qn\ (\Delta t / 50)^n$

Special Options

Cod. 84

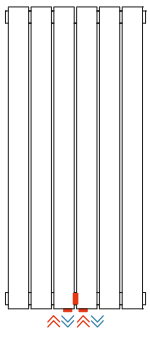
Welded manifolds
50 mm pitch
Universal connection

Cod. 82

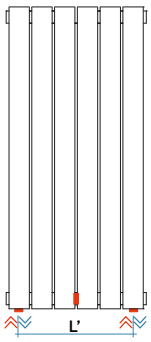

Welded manifolds

Cod. 80

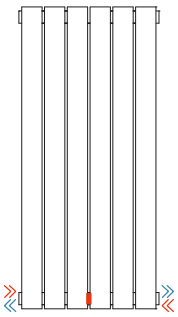
Internal Diaphragm

Manifolds:
The pipefittings welded on the bottom manifold can be positioned at any point at a specified distance between centres. It is compulsory in this type of installation to install a diaphragm during production to ensure the product functions correctly. The minimum possible distance between centres is equal to 50 mm (cod. 84), while the maximum distance depends on the length of the radiator (cod. 82).
The maximum distance between centres is equal to the number of elements - 1 multiplied by 56 (element pitch): L' = 56 x (n° of elements -1).
Bottom Connections (Cod. M82, M84): For bottom water connections insert an internal flow diverter to the bottom manifold **€ 81,00**
Internal Diaphragm (Cod. M80): Prearrangement for bottom connections with 1/2" welded fittings and internal baffle **€ 30,00**
Configured for connection with single-pipe valve: connection available only for modul and/or double-pipe systems, no monotube valve with loop - (specify water inlet) **€ 18,00**
For other connections see page 176

Connection dimensions with IRSAP valves

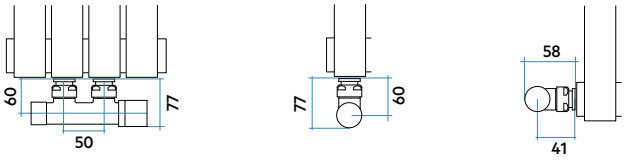

Key Codes

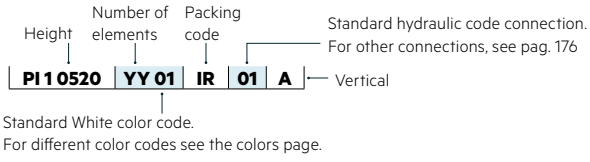

Vertical

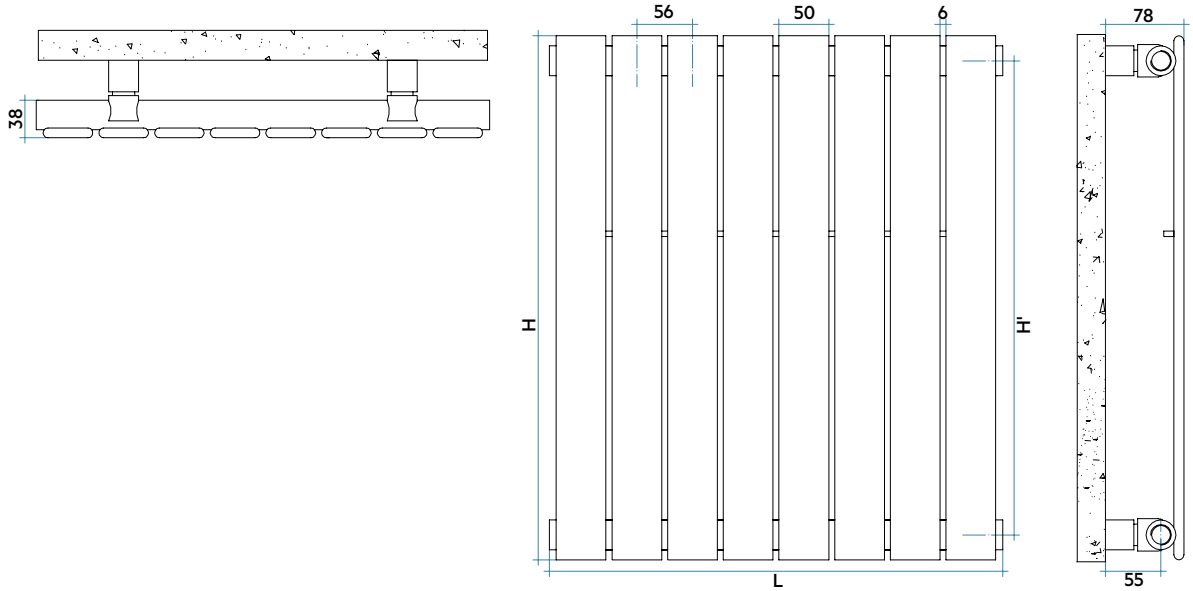

COMPLETE BATTERY DATA

(L)		HEIGHT (H) 520	700	920	1220	1520	1820	2020	2220	2520
Lenght mm 232	€	**165,00**	**167,00**	**173,00**	**191,00**	**210,00**	**214,00**	**218,00**	**222,00**	**225,00**
yy = N° elem. 4	W	*136*	*179*	*229*	*300*	*370*	*440*	*487*	*534*	*605*
Lenght mm 344	€	**181,00**	**184,00**	**190,00**	**213,00**	**234,00**	**242,00**	**246,00**	**251,00**	**258,00**
yy = N° elem. 6	W	*205*	*268*	*343*	*450*	*554*	*659*	*730*	*801*	*908*
Lenght mm 456	€	**184,00**	**190,00**	**196,00**	**222,00**	**247,00**	**255,00**	**280,00**	**276,00**	**289,00**
yy = N° elem. 8	W	*273*	*358*	*458*	*600*	*739*	*879*	*973*	*1068*	*1211*
Lenght mm 568	€	**201,00**	**209,00**	**216,00**	**245,00**	**271,00**	**285,00**	**290,00**	**305,00**	**322,00**
yy = N° elem. 10	W	*341*	*448*	*572*	*750*	*924*	*1099*	*1216*	*1334*	*1514*
Lenght mm 680	€	**218,00**	**226,00**	**234,00**	**267,00**	**299,00**	**313,00**	**322,00**	**338,00**	**357,00**
yy = N° elem. 12	W	*409*	*537*	*687*	*900*	*1109*	*1319*	*1460*	*1601*	*1816*
Lenght mm 792	€	**229,00**	**239,00**	**250,00**	**285,00**	**320,00**	**335,00**	**345,00**	**365,00**	**384,00**
yy = N° elem. 14	W	*477*	*626*	*801*	*1050*	*1294*	*1539*	*1703*	*1868*	*2119*
Lenght mm 904	€	**247,00**	**258,00**	**268,00**	**306,00**	**343,00**	**363,00**	**373,00**	**393,00**	**413,00**
yy = N° elem. 16	W	*545*	*716*	*916*	*1200*	*1479*	*1758*	*1946*	*2135*	*2422*
Lenght mm 1016	€	**263,00**	**275,00**	**289,00**	**335,00**	**383,00**	**402,00**	**413,00**	**430,00**	**447,00**
yy = N° elem. 18	W	*614*	*806*	*1030*	*1350*	*1663*	*1978*	*2189*	*2402*	*2724*
Lenght mm 1128	€	**279,00**	**292,00**	**307,00**	**358,00**	**407,00**	**428,00**	**443,00**	**460,00**	**479,00**
yy = N° elem. 20	W	*682*	*895*	*1145*	*1500*	*1848*	*2198*	*2433*	*2669*	*3027*
Lenght mm 1240	€	**295,00**	**308,00**	**326,00**	**378,00**	**432,00**	**456,00**	**472,00**	**490,00**	**511,00**
yy = N° elem. 22	W	*750*	*984*	*1259*	*1650*	*2033*	*2418*	*2676*	*2936*	*3330*
Lenght mm 1352	€	**311,00**	**326,00**	**345,00**	**402,00**	**457,00**	**482,00**	**499,00**	**520,00**	
yy = N° elem. 24	W	*818*	*1074*	*1374*	*1800*	*2218*	*2638*	*2919*	*3203*	
Lenght mm 1464	€	**326,00**	**342,00**	**365,00**	**422,00**	**480,00**	**509,00**	**526,00**		
yy = N° elem. 26	W	*886*	*1164*	*1488*	*1950*	*2403*	*2857*	*3162*		
Lenght mm 1576	€	**341,00**	**360,00**	**381,00**	**443,00**	**504,00**	**534,00**			
yy = N° elem. 28	W	*955*	*1253*	*1602*	*2100*	*2587*	*3077*			
Lenght mm 1688	€	**357,00**	**375,00**	**399,00**	**463,00**	**527,00**	**560,00**			
yy = N° elem. 30	W	*1023*	*1342*	*1717*	*2250*	*2772*	*3297*			

Decorative & Technical Accessories



Kit Valves and Lockshield valve
Pag. 550

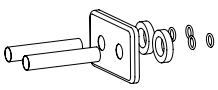

Pipe cover kit
Pag. 554

PIANO HORIZONTAL
12 elements, height 680 mm, lenght 1520 mm.
North Sea Blue finish (cod. 1P). Configuration cod. 01.

PIANO HORIZONTAL
North Sea Blue finish (cod. 1P). Configuration cod. 01.

Technical features:

- manifolds with a 30 mm diameter circular section
- tubes made of sheet steel with a 50x10 mm rectangular section
- manifold threading 1/2" Gas right
- maximum working pressure 4 bar
- maximum working temperature 95°C

Price included:

Wall fixing systems with screws and anchors

1/2" Blind plug

Piper cover kit

1/2" Air vent

Finishes available	Surcharge
Standard White	-
Classic finishes	+15%
Special finishes	+25%
Other RAL colors	+40% following feasibility study

Finishing codes see page 588.

Number of elements:
Radiators with an odd number of elements will be supplied at the same price as a radiator with the next even number of elements.
For example: a PIANO Horizontal 1820 lenght and 9 elements wide = the price of a PIANO Horizontal 1820 lenght and 10 elements wide

CE 08 EN442-1

EN 442 EURONORM

Model	Code	Depth P mm	Lenght L mm	Conn. C. L' mm	Weight Kg	Cap. lt
520	**PI1 0520 YY 01 IR 01 H**	38	520	470	0,64	0,25
700	**PI1 0700 YY 01 IR 01 H**	38	700	650	0,82	0,31
920	**PI1 0920 YY 01 IR 01 H**	38	920	870	1,04	0,39
1220	**PI1 1220 YY 01 IR 01 H**	38	1220	1170	1,39	0,48
1520	**PI1 1520 YY 01 IR 01 H**	38	1520	1470	1,64	0,60
1820	**PI1 1820 YY 01 IR 01 H**	38	1820	1770	1,94	0,70
2020	**PI1 2020 YY 01 IR 01 H**	38	2020	1970	2,14	0,77
2220	**PI1 2220 YY 01 IR 01 H**	38	2220	2170	2,39	0,83
2520	**PI1 2520 YY 01 IR 01 H**	38	2520	2470	2,64	0,94

Key Codes

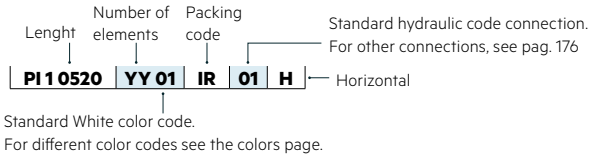

PIANO Horizontal: Power in Watt for linear metre

N. el.	4	6	8	10	12	14	16	18	20	22	24	26	28	30
Btu/h a Δt= 50°C	899,2	1327,4	1745,9	2154,6	2553,3	2942,9	3322,5	3692,6	4053,4	4405,4	4748,2	5082,1	5407,4	5727,0
Watt a Δt= 50°C	263,4	388,8	511,4	631,1	747,9	862	973,2	1081,6	1187,3	1290,4	1390,8	1488,6	1583,9	1677,5
Watt a Δt= 40°C	200,3	294,8	389,0	481,5	572,4	661,8	749,5	835,5	920,1	998,9	1075,5	1149,9	1222,2	1293,0
Watt a Δt= 30°C*	140,7	206,3	273,3	339,7	405,4	470,6	535,2	599,0	662,3	718,0	772,0	824,3	875,0	924,4
Watt a Δt= 20°C	85,5	124,8	166,2	207,8	249,4	291,1	332,9	374,8	416,7	450,9	483,9	515,7	546,3	576,0
Modification index	1,228	1,241	1,227	1,213	1,199	1,185	1,171	1,157	1,143	1,148	1,152	1,157	1,162	1,167

(*) Thanks to the high performance of Irsap PIANO Horizontal radiators, the ideal Δt for low temperature projects is Δt at 30°C.
For Δt different from 50°C use the formula: $Q=Qn\ (\Delta t / 50)^{n}$

Special Options

Cod. 88



Welded manifolds
50 mm pitch
Universal connection

Cod. 82

Welded manifolds

Cod. 80

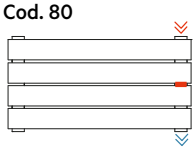

Internal Diaphragm

Manifolds:
The pipefittings welded on the side manifold can be positioned at any point at a specified distance between centres. It is compulsory in this type of installation to install a diaphragm during production to ensure the product functions correctly. The minimum possible distance between centres is equal to 50 mm (cod. 88), while the maximum distance depends on the length of the radiator (cod. 82).
The maximum distance between centres is equal to the number of elements - 1 multiplied by 56 (element pitch): L' = 56 x (n° of elements -1).
Side Connections (Cod. M82, M88): for side water connections insert an internal flow diverter to the bottom manifold **€ 81,00**
Internal Diaphragm (Cod. M80): Prearrangement for side connections with 1/2" welded fittings and internal baffle **€ 30,00**
Configured for connection with single-pipe valve: connection available only for modul and/or double-pipe systems, no monotube valve with loop - (specify water inlet) **€ 18,00**
For other connections see page 176

Connection dimensions with IRSAP valves

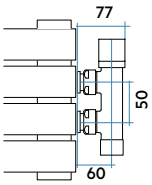

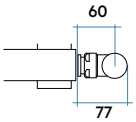

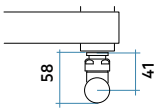

Horizontal

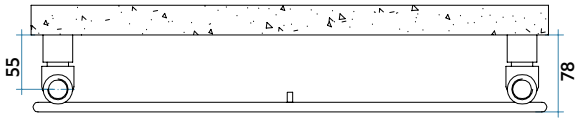

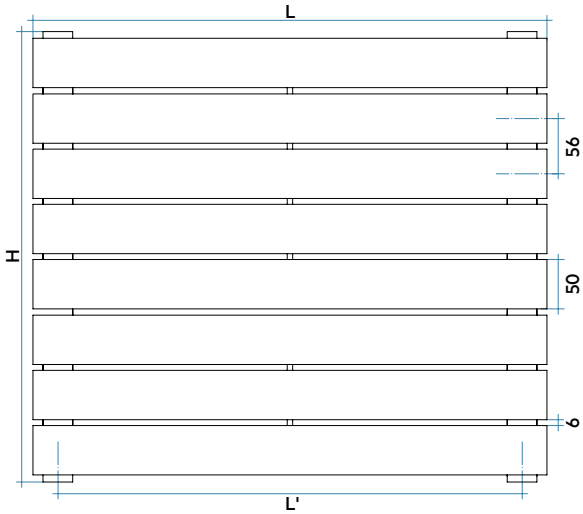

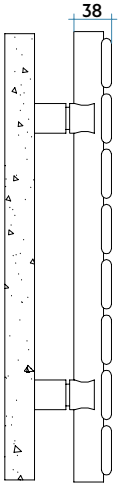

COMPLETE BATTERY DATA

(H)		LENGHT (L) 520	700	920	1220	1520	1820	2020	2220	2520
Height mm 232	€	**165,00**	**167,00**	**173,00**	**191,00**	**210,00**	**214,00**	**218,00**	**222,00**	**225,00**
yy = N° elem. 4	W	*137*	*184*	*242*	*321*	*400*	*479*	*532*	*585*	*664*
Height mm 344	€	**181,00**	**184,00**	**190,00**	**213,00**	**234,00**	**242,00**	**246,00**	**251,00**	**258,00**
yy = N° elem. 6	W	*202*	*272*	*358*	*474*	*591*	*708*	*785*	*863*	*980*
Height mm 456	€	**184,00**	**190,00**	**196,00**	**222,00**	**247,00**	**255,00**	**280,00**	**276,00**	**289,00**
yy = N° elem. 8	W	*266*	*358*	*470*	*624*	*777*	*931*	*1033*	*1135*	*1289*
Height mm 568	€	**201,00**	**209,00**	**216,00**	**245,00**	**271,00**	**285,00**	**290,00**	**305,00**	**322,00**
yy = N° elem. 10	W	*328*	*442*	*581*	*770*	*959*	*1149*	*1275*	*1401*	*1590*
Height mm 680	€	**218,00**	**226,00**	**234,00**	**267,00**	**299,00**	**313,00**	**322,00**	**338,00**	**357,00**
yy = N° elem. 12	W	*389*	*524*	*688*	*912*	*1137*	*1361*	*1511*	*1660*	*1885*
Height mm 792	€	**229,00**	**239,00**	**250,00**	**285,00**	**320,00**	**335,00**	**345,00**	**365,00**	**384,00**
yy = N° elem. 14	W	*448*	*603*	*793*	*1052*	*1310*	*1569*	*1741*	*1914*	*2172*
Height mm 904	€	**247,00**	**258,00**	**268,00**	**306,00**	**343,00**	**363,00**	**373,00**	**393,00**	**413,00**
yy = N° elem. 16	W	*506*	*681*	*895*	*1187*	*1479*	*1771*	*1966*	*2161*	*2452*
Height mm 1016	€	**263,00**	**275,00**	**289,00**	**335,00**	**383,00**	**402,00**	**413,00**	**430,00**	**447,00**
yy = N° elem. 18	W	*562*	*757*	*995*	*1320*	*1644*	*1969*	*2185*	*2401*	*2726*
Height mm 1128	€	**279,00**	**292,00**	**307,00**	**358,00**	**407,00**	**428,00**	**443,00**	**460,00**	**479,00**
yy = N° elem. 20	W	*617*	*831*	*1092*	*1449*	*1805*	*2161*	*2398*	*2636*	*2992*
Height mm 1240	€	**295,00**	**308,00**	**326,00**	**378,00**	**432,00**	**456,00**	**472,00**	**490,00**	**511,00**
yy = N° elem. 22	W	*671*	*903*	*1187*	*1574*	*1961*	*2349*	*2607*	*2865*	*3252*
Height mm 1352	€	**311,00**	**326,00**	**345,00**	**402,00**	**457,00**	**482,00**	**499,00**	**520,00**	
yy = N° elem. 24	W	*723*	*974*	*1280*	*1697*	*2114*	*2531*	*2809*	*3088*	
Height mm 1464	€	**326,00**	**342,00**	**365,00**	**422,00**	**480,00**	**509,00**	**526,00**		
yy = N° elem. 26	W	*774*	*1042*	*1370*	*1816*	*2263*	*2709*	*3007*		
Height mm 1576	€	**341,00**	**360,00**	**381,00**	**443,00**	**504,00**	**534,00**			
yy = N° elem. 28	W	*824*	*1109*	*1457*	*1932*	*2408*	*2883*			
Height mm 1688	€	**357,00**	**375,00**	**399,00**	**463,00**	**527,00**	**560,00**			
yy = N° elem. 30	W	*872*	*1174*	*1543*	*2047*	*2550*	*3053*			

Decorative & Technical Accessories



Kit Valves and Lockshield valve
Pag. 550

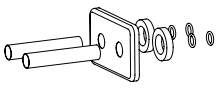

Pipe cover kit
Pag. 554

PIANO 2 VERTICAL
Matt Light Grey finish (cod. 8N).
Configuration cod. 80.

PIANO 2 VERTICAL
14 elements, height 2020 mm, lenght 792 mm. Matt Light Grey finish (cod. 8N). Configuration cod. 80.

Technical features:

- manifolds with a 30 mm diameter circular section
- tubes made of sheet steel with a 50x10 mm rectangular section
- manifold threading 1/2" Gas right
- maximum working pressure 4 bar
- maximum working temperature 95°C

Finishes available	Surcharge
Standard White	-
Classic finishes	+15%
Special finishes	+25%
Other RAL colors	+40% following feasibility study

Finishing codes see page 588.

Price included:

Wall fixing systems with screws and anchors

1/2" Blind plug

Piper cover kit

1/2" Air vent

Number of elements:
Radiators with an odd number of elements will be supplied at the same price as a radiator with the next even number of elements.
For example: a PIANO 2 Vertical 1820 high and 9 elements wide = the price of a PIANO 2 Vertical 1820 high and 10 elements wide

CE 08 EN442-1 EN 442

Model	Code	Depth	Height	Conn. centre	Weight	Capacity	Thermal Power Δt=50°C		Δt=40°C	Δt=30°C	Δt=20°C	Exponent
		mm	H mm	H' mm	Kg	lt	Btu/h	**Watt**	Watt	**Watt (*)**	Watt	n.
520	**PI2 0520 YY 01 IR 01 A**	46	520	470	1,16	0,43	171,2	**50,2**	37,6	**25,9**	15,3	1,296
700	**PI2 0700 YY 01 IR 01 A**	46	700	650	1,52	0,55	223,6	**65,5**	49,0	**33,6**	19,8	1,305
920	**PI2 0920 YY 01 IR 01 A**	46	920	870	1,96	0,71	285,9	**83,8**	62,5	**42,8**	25,1	1,317
1220	**PI2 1220 YY 01 IR 01 A**	46	1220	1170	2,61	0,91	369,0	**108,1**	80,6	**55,2**	32,4	1,316
1520	**PI2 1520 YY 01 IR 01 A**	46	1520	1470	3,16	1,13	450,6	**132,1**	98,5	**67,5**	39,6	1,315
1820	**PI2 1820 YY 01 IR 01 A**	46	1820	1770	3,76	1,34	531,2	**155,7**	116,1	**79,6**	46,7	1,314
2020	**PI2 2020 YY 01 IR 01 A**	46	2020	1970	4,16	1,48	584,5	**171,3**	127,6	**87,3**	51,2	1,319
2220	**PI2 2220 YY 01 IR 01 A**	46	2220	2170	4,61	1,61	637,6	**186,9**	139,1	**95,0**	55,5	1,324
2520	**PI2 2520 YY 01 IR 01 A**	46	2520	2470	5,16	1,82	716,9	**210,1**	156,1	**106,4**	62,0	1,332

(*) Thanks to the high performance of Irsap PIANO 2 Vertical radiators, the ideal Δt for low temperature projects is Δt at 30°C.
For Δt different from 50°C use the formula: $Q=Qn\ (\Delta t / 50)^n$

Special Options

Cod. 84

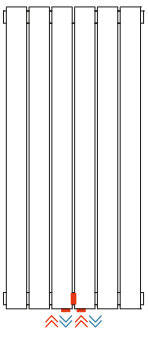
Welded manifolds
50 mm pitch
Universal connection

Cod. 82

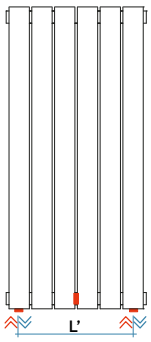

Welded manifolds

Cod. 80

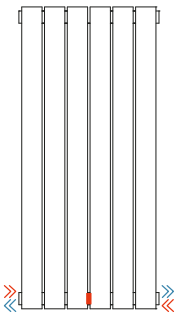
Internal Diaphragm

Manifolds:
The pipefittings welded on the bottom manifold can be positioned at any point at a specified distance between centres. It is compulsory in this type of installation to install a diaphragm during production to ensure the product functions correctly. The minimum possible distance between centres is equal to 50 mm (cod. 84), while the maximum distance depends on the length of the radiator (cod. 82).
The maximum distance between centres is equal to the number of elements - 1 multiplied by 56 (element pitch): L' = 56 x (n° of elements -1).
Bottom Connections (Cod. M82, M84): For bottom water connections insert an internal flow diverter to the bottom manifold **€ 81,00**
Internal Diaphragm (Cod. M80): Prearrangement for bottom connections with 1/2" welded fittings and internal baffle **€ 30,00**
Configured for connection with single-pipe valve: connection available only for modul and/or double-pipe systems, no monotube valve with loop - (specify water inlet) **€ 18,00**
For other connections see page 176

Connection dimensions with IRSAP valves

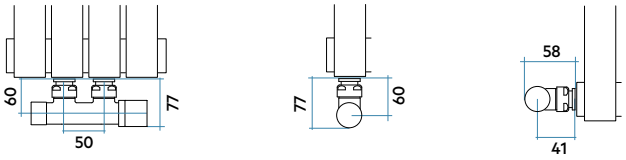

Key Codes

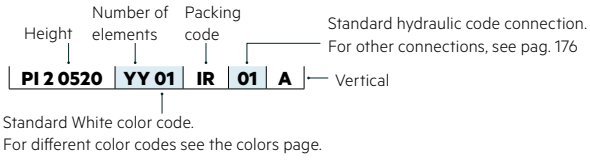

Vertical

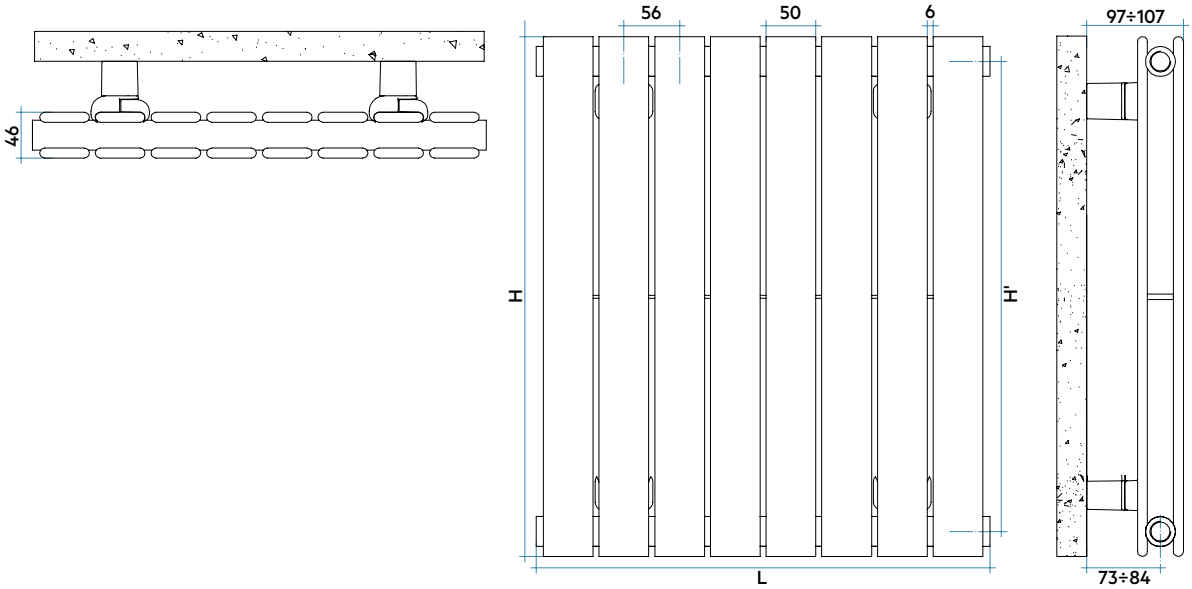

COMPLETE BATTERY DATA

(L)		HEIGHT (H) 520	700	920	1220	1520	1820	2020	2220	2520
Lenght mm 232	€	**280,00**	**285,00**	**293,00**	**320,00**	**348,00**	**355,00**	**365,00**	**367,00**	**368,00**
yy = N° elem. 4	W	*201*	*262*	*335*	*433*	*528*	*623*	*685*	*747*	*840*
Lenght mm 344	€	**308,00**	**314,00**	**323,00**	**353,00**	**385,00**	**399,00**	**409,00**	**412,00**	**416,00**
yy = N° elem. 6	W	*301*	*393*	*503*	*649*	*792*	*934*	*1028*	*1121*	*1261*
Lenght mm 456	€	**314,00**	**323,00**	**338,00**	**367,00**	**399,00**	**418,00**	**436,00**	**440,00**	**443,00**
yy = N° elem. 8	W	*402*	*524*	*670*	*865*	*1056*	*1245*	*1370*	*1495*	*1681*
Lenght mm 568	€	**341,00**	**352,00**	**367,00**	**403,00**	**440,00**	**462,00**	**482,00**	**488,00**	**494,00**
yy = N° elem. 10	W	*502*	*655*	*838*	*1081*	*1321*	*1557*	*1713*	*1869*	*2101*
Lenght mm 680	€	**369,00**	**385,00**	**401,00**	**442,00**	**487,00**	**509,00**	**531,00**	**538,00**	**547,00**
yy = N° elem. 12	W	*602*	*786*	*1005*	*1298*	*1585*	*1868*	*2056*	*2242*	*2521*
Lenght mm 792	€	**389,00**	**406,00**	**424,00**	**470,00**	**515,00**	**543,00**	**569,00**	**578,00**	**587,00**
yy = N° elem. 14	W	*703*	*917*	*1173*	*1514*	*1849*	*2180*	*2398*	*2616*	*2942*
Lenght mm 904	€	**418,00**	**437,00**	**457,00**	**505,00**	**554,00**	**586,00**	**615,00**	**624,00**	**635,00**
yy = N° elem. 16	W	*803*	*1048*	*1341*	*1730*	*2113*	*2491*	*2741*	*2990*	*3362*
Lenght mm 1016	€	**446,00**	**465,00**	**489,00**	**552,00**	**613,00**	**649,00**	**682,00**	**692,00**	
yy = N° elem. 18	W	*903*	*1179*	*1508*	*1947*	*2377*	*2802*	*3084*	*3364*	
Lenght mm 1128	€	**474,00**	**496,00**	**523,00**	**586,00**	**649,00**	**690,00**			
yy = N° elem. 20	W	*1004*	*1310*	*1676*	*2163*	*2641*	*3114*			
Lenght mm 1240	€	**501,00**	**526,00**	**554,00**	**622,00**	**689,00**				
yy = N° elem. 22	W	*1104*	*1441*	*1843*	*2379*	*2905*				
Lenght mm 1352	€	**529,00**	**555,00**	**587,00**	**657,00**	**726,00**				
yy = N° elem. 24	W	*1205*	*1572*	*2011*	*2595*	*3169*				
Lenght mm 1464	€	**554,00**	**584,00**	**618,00**	**690,00**					
yy = N° elem. 26	W	*1305*	*1704*	*2179*	*2812*					
Lenght mm 1576	€	**579,00**	**611,00**	**648,00**	**724,00**					
yy = N° elem. 28	W	*1405*	*1835*	*2346*	*3028*					
Lenght mm 1688	€	**605,00**	**638,00**	**677,00**	**759,00**					
yy = N° elem. 30	W	*1506*	*1966*	*2514*	*3244*					

Decorative & Technical Accessories



Kit Valves and Lockshield valve
Pag. 550

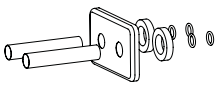

Pipe cover kit
Pag. 554

PIANO 2 HORIZONTAL
14 elements, height 792 mm, lenght 1820 mm. Matt Light Grey finish (cod. 8N). Configuration cod. 01.

PIANO 2 HORIZONTAL
Matt Light Grey finish (cod. 8N). Configuration cod. 01.

Technical features:

- manifolds with a 30 mm diameter circular section
- tubes made of sheet steel with a 50x10 mm rectangular section
- manifold threading 1/2" Gas right
- maximum working pressure 4 bar
- maximum working temperature 95°C

Price included:

Wall fixing systems with screws and anchors

1/2" Blind plug

Piper cover kit

1/2" Air vent

Finishes available	Surcharge
Standard White	-
Classic finishes	+15%
Special finishes	+25%
Other RAL colors	+40% following feasibility study

Finishing codes see page 588.

Number of elements:
Radiators with an odd number of elements will be supplied at the same price as a radiator with the next even number of elements.
For example: a PIANO 2 Horizontal 1820 lenght and 9 elements wide = the price of a PIANO 2 Horizontal 1820 lenght and 10 elements wide

CE 08 EN442-1

EN 442 EURONORM

Model	Code	Depth P mm	Lenght L mm	Conn. C. L' mm	Weight Kg	Cap. lt
520	**PI2 0520 YY 01 IR 01 H**	46	520	470	1,16	0,43
700	**PI2 0700 YY 01 IR 01 H**	46	700	650	1,52	0,55
920	**PI2 0920 YY 01 IR 01 H**	46	920	870	1,96	0,71
1220	**PI2 1220 YY 01 IR 01 H**	46	1220	1170	2,61	0,91
1520	**PI2 1520 YY 01 IR 01 H**	46	1520	1470	3,16	1,13
1820	**PI2 1820 YY 01 IR 01 H**	46	1820	1770	3,76	1,34
2020	**PI2 2020 YY 01 IR 01 H**	46	2020	1970	4,16	1,48
2220	**PI2 2220 YY 01 IR 01 H**	46	2220	2170	4,61	1,61
2520	**PI2 2520 YY 01 IR 01 H**	46	2520	2470	5,16	1,82

Key Codes

Lenght | Number of elements | Packing code | Standard hydraulic code connection. For other connections, see pag. 176

PI 2 0520 | YY 01 | IR | 01 | H ← Horizontal

Standard White color code.
For different color codes see the colors page.

PIANO 2 Horizontal: Power in Watt for linear metre

N. el.	4	6	8	10	12	14	16	18	20	22	24	26	28	30
Btu/h a Δt= 50°C	1479,3	2069,9	2623,7	3148,7	3650,6	4132,0	4595,2	5042,5	5474,7	6016,2	6298,8	6692,1	7074,1	7445,3
Watt a Δt= 50°C	433,3	606,3	768,5	922,3	1069,3	1210,3	1346,0	1477,0	1603,6	1762,2	1845,0	1960,2	2072,1	2180,8
Watt a Δt= 40°C	329,2	459,7	586,9	709,4	822,7	931,6	1036,5	1137,9	1236,0	1358,5	1423,0	1512,5	1599,5	1684,2
Watt a Δt= 30°C*	230,9	321,8	414,6	505,8	586,7	664,8	740,0	812,9	883,5	971,4	1018,0	1082,7	1145,7	1207,0
Watt a Δt= 20°C	140,1	194,6	254,1	314,0	364,4	413,2	460,3	506,0	550,4	605,4	635,0	675,9	715,8	754,7
Modification index	1,232	1,240	1,208	1,176	1,175	1,173	1,171	1,169	1,167	1,166	1,164	1,162	1,160	1,158

(*) Thanks to the high performance of Irsap PIANO 2 Horizontal radiators, the ideal Δt for low temperature projects is Δt at 30°C.
For Δt different from 50°C use the formula: $Q=Qn\ (\Delta t / 50)^{n}$

Special Options

Cod. 88


Welded manifolds
50 mm pitch
Universal connection

Cod. 82

Welded manifolds

Cod. 80

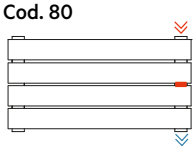
Internal Diaphragm

Manifolds:
The pipefittings welded on the side manifold can be positioned at any point at a specified distance between centres. It is compulsory in this type of installation to install a diaphragm during production to ensure the product functions correctly. The minimum possible distance between centres is equal to 50 mm (cod. 88), while the maximum distance depends on the length of the radiator (cod. 82).
The maximum distance between centres is equal to the number of elements - 1 multiplied by 56 (element pitch): L' = 56 x (n° of elements -1).
Side Connections (Cod. M82, M88): for side water connections insert an internal flow diverter to the bottom manifold **€ 81,00**
Internal Diaphragm (Cod. M80): Prearrangement for side connections with 1/2" welded fittings and internal baffle **€ 30,00**
Configured for connection with single-pipe valve: connection available only for modul and/or double-pipe systems, no monotube valve with loop - (specify water inlet) **€ 18,00**
For other connections see page 176

Connection dimensions with IRSAP valves

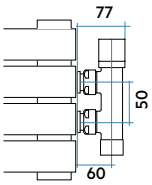

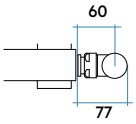

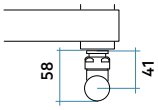

Horizontal

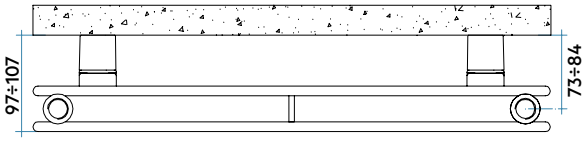

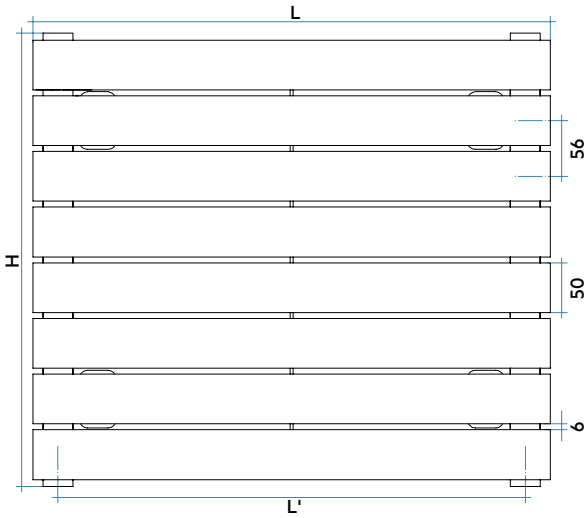

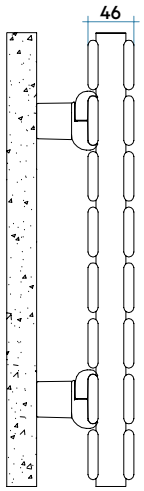

COMPLETE BATTERY DATA

(H)		LENGHT (L) 520	700	920	1220	1520	1820	2020	2220	2520
Height mm 232	€	280,00	285,00	293,00	320,00	348,00	355,00	365,00	367,00	368,00
yy = N° elem. 4	W	225	303	399	529	659	789	875	962	1092
Height mm 344	€	308,00	314,00	323,00	353,00	385,00	399,00	409,00	412,00	416,00
yy = N° elem. 6	W	315	424	558	740	922	1103	1225	1346	1528
Height mm 456	€	314,00	323,00	338,00	367,00	399,00	418,00	436,00	440,00	443,00
yy = N° elem. 8	W	400	538	707	938	1168	1399	1552	1706	1937
Height mm 568	€	341,00	352,00	367,00	403,00	440,00	462,00	482,00	488,00	494,00
yy = N° elem. 10	W	480	646	849	1125	1402	1679	1863	2048	2324
Height mm 680	€	369,00	385,00	401,00	442,00	487,00	509,00	531,00	538,00	547,00
yy = N° elem. 12	W	556	749	984	1305	1625	1946	2160	2374	2695
Height mm 792	€	389,00	406,00	424,00	470,00	515,00	543,00	569,00	578,00	587,00
yy = N° elem. 14	W	629	847	1113	1477	1840	2203	2445	2687	3050
Height mm 904	€	418,00	437,00	457,00	505,00	554,00	586,00	615,00	624,00	635,00
yy = N° elem. 16	W	700	942	1238	1642	2046	2450	2719	2988	3392
Height mm 1016	€	446,00	465,00	489,00	552,00	613,00	649,00	682,00	692,00	
yy = N° elem. 18	W	768	1034	1359	1802	2245	2688	2984	3279	
Height mm 1128	€	474,00	496,00	523,00	586,00	649,00	690,00			
yy = N° elem. 20	W	834	1123	1475	1956	2437	2919			
Height mm 1240	€	501,00	526,00	554,00	622,00	689,00				
yy = N° elem. 22	W	916	1234	1621	2150	2679				
Height mm 1352	€	529,00	555,00	587,00	657,00	726,00				
yy = N° elem. 24	W	959	1292	1697	2251	2804				
Height mm 1464	€	554,00	584,00	618,00	690,00					
yy = N° elem. 26	W	1019	1372	1803	2391					
Height mm 1576	€	579,00	611,00	648,00	724,00					
yy = N° elem. 28	W	1077	1450	1906	2528					
Height mm 1688	€	605,00	638,00	677,00	759,00					
yy = N° elem. 30	W	1134	1527	2006	2661					

Decorative & Technical Accessories



Kit Valves and Lockshield valve
Pag. 550

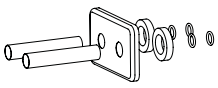

Pipe cover kit
Pag. 554

ELLIPSIS

Radiators

ELLIPSIS radiators blend effortlessly and elegantly into any interior, and always offer the greatest comfort.
Extreme modularity allows our products to be used in any interior at all.

ELLIPSIS_V	**Vertical**	P.	160
ELLIPSIS_H	**Horizontal**	P.	164
ELLIPSIS_V 2	**Vertical**	P.	168
ELLIPSIS_H 2	**Horizontal**	P.	172
HYDRAULIC CONNECTIONS		P.	176

ELLIPSIS_V VERTICAL
8 elements, height 2020 mm, lenght 480 mm.
Quartz 1 finish (cod. 1C). Configuration cod. 01.

ELLIPSIS_V VERTICAL
Quartz 1 finish (cod. 1C). Configuration cod. 01.

Technical features:

- manifolds with a 30 mm diameter circular section
- tubes made of sheet steel with a 50x25 mm elliptical section
- manifold threading 1/2" Gas right
- maximum working pressure 4 bar
- maximum working temperature 95°C

Finishes available	Surcharge
Standard White	-
Classic finishes	+15%
Special finishes	+25%
Other RAL colors	+40% following feasibility study

Finishing codes see page 588.

Price included:

Wall fixing systems with screws and anchors

1/2" Blind plug

Piper cover kit

1/2" Air vent

Number of elements:
Radiators with an odd number of elements will be supplied at the same price as a radiator with the next even number of elements.
For example: a ELLIPSIS_V Vertical 1820 high and 9 elements wide = the price of a ELLIPSIS_V Vertical 1820 high and 10 elements wide.

CE 18 EN442-1 EN 442 EURONORM

Model	Code	Depth	Height	Conn. centre	Weight	Capacity	Thermal Power Δt=50°C		Δt=40°C	Δt=30°C	Δt=20°C	Exponent
		mm	H mm	H' mm	Kg	lt	Btu/h	**Watt**	Watt	**Watt (*)**	Watt	n.
520	**TL1 0520 YY 01 IR 01 A**	53	520	470	0,75	0,50	127,1	**37,2**	28,0	**19,4**	11,5	1,280
650	**TL1 0650 YY 01 IR 01 A**	53	650	600	0,88	0,61	158,7	**46,5**	34,8	**24,0**	14,2	1,295
700	**TL1 0700 YY 01 IR 01 A**	53	700	650	0,93	0,65	171,5	**50,2**	37,6	**25,9**	15,3	1,295
920	**TL1 0920 YY 01 IR 01 A**	53	920	870	1,15	0,84	222,6	**65,2**	48,7	**33,3**	19,6	1,314
1020	**TL1 1020 YY 01 IR 01 A**	53	1020	970	1,25	0,93	245,7	**72,0**	53,7	**36,8**	21,6	1,314
1220	**TL1 1220 YY 01 IR 01 A**	53	1220	1170	1,45	1,09	290,9	**85,2**	63,6	**43,6**	25,7	1,310
1520	**TL1 1520 YY 01 IR 01 A**	53	1520	1470	1,75	1,35	359,1	**105,2**	78,6	**54,0**	31,8	1,306
1820	**TL1 1820 YY 01 IR 01 A**	53	1820	1770	2,05	1,60	428,2	**125,5**	93,8	**64,5**	38,1	1,302
2020	**TL1 2020 YY 01 IR 01 A**	53	2020	1970	2,25	1,77	474,3	**139,0**	104,0	**71,6**	42,3	1,300

(*) Thanks to the high performance of Irsap ELLIPSIS_V Vertical radiators, the ideal Δt for low temperature projects is Δt at 30°C.
For Δt different from 50°C use the formula: $Q=Qn\ (\Delta t / 50)^{n}$

Special Options

Cod. 84

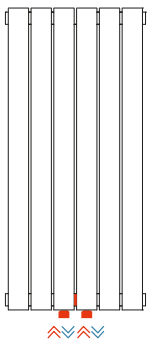
Welded manifolds
50 mm pitch
Universal connection

Cod. 82

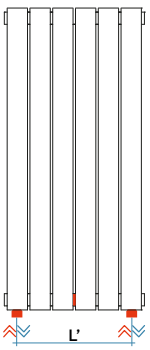

Welded manifolds

Cod. 80

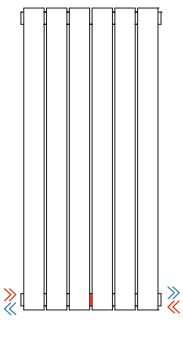
Internal Diaphragm

Manifolds:
The pipefittings welded on the bottom manifold can be positioned at any point at a specified distance between centres. It is compulsory in this type of installation to install a diaphragm during production to ensure the product functions correctly. The minimum possible distance between centres is equal to 50 mm (cod. 84), while the maximum distance depends on the length of the radiator (cod. 82).
The maximum distance between centres is equal to the number of elements - 1 multiplied by 60 (element pitch): L' = 60 x (n° of elements -1).
Bottom Connections (Cod. M82, M84): For bottom water connections insert an internal flow diverter to the bottom manifold **€ 81,00**
Internal Diaphragm (Cod. M80): Prearrangement for bottom connections with 1/2" welded fittings and internal baffle **€ 30,00**
Configured for connection with single-pipe valve: connection available only for modul and/or double-pipe systems, no monotube valve with loop - (specify water inlet) **€ 18,00**
For other connections see page 176

Connection dimensions with IRSAP valves

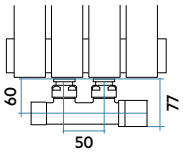

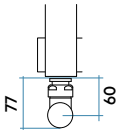

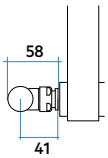

Key Codes

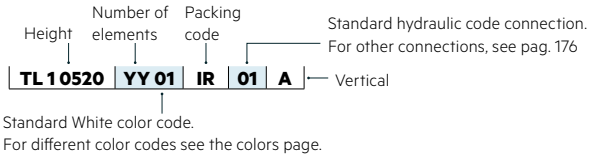

Vertical

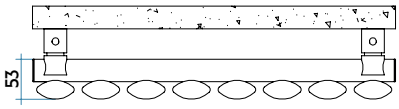





COMPLETE BATTERY DATA

(L)		HEIGHT (H) 520	650	700	920	1020	1220	1520	1820	2020
Lenght mm 240	€	158,00	173,00	182,00	199,00	204,00	212,00	226,00	241,00	251,00
yy = N° elem. 4	W	149	186	201	261	288	341	421	502	556
Lenght mm 360	€	199,00	217,00	229,00	251,00	255,00	267,00	286,00	303,00	318,00
yy = N° elem. 6	W	224	279	302	392	432	512	632	753	834
Lenght mm 480	€	266,00	289,00	305,00	335,00	341,00	351,00	358,00	367,00	385,00
yy = N° elem. 8	W	298	372	402	522	576	682	842	1004	1112
Lenght mm 600	€	289,00	315,00	333,00	365,00	371,00	396,00	418,00	430,00	449,00
yy = N° elem. 10	W	372	465	502	652	720	852	1052	1255	1390
Lenght mm 720	€	314,00	340,00	360,00	394,00	402,00	421,00	449,00	478,00	501,00
yy = N° elem. 12	W	447	558	603	783	864	1023	1263	1506	1668
Lenght mm 840	€	330,00	358,00	379,00	416,00	424,00	452,00	484,00	517,00	544,00
yy = N° elem. 14	W	522	651	704	914	1008	1194	1474	1757	1946
Lenght mm 960	€	340,00	377,00	400,00	438,00	445,00	483,00	520,00	558,00	586,00
yy = N° elem. 16	W	596	744	804	1044	1152	1364	1684	2008	2224
Lenght mm 1080	€	366,00	421,00	447,00	495,00	508,00	515,00	557,00	597,00	629,00
yy = N° elem. 18	W	670	837	904	1174	1296	1534	1894	2259	2502
Lenght mm 1200	€	385,00	442,00	471,00	520,00	535,00	547,00	593,00	638,00	671,00
yy = N° elem. 20	W	745	930	1005	1305	1440	1705	2105	2510	2780
Lenght mm 1320	€	411,00	458,00	487,00	540,00	554,00	582,00	631,00	672,00	723,00
yy = N° elem. 22	W	820	1023	1106	1436	1584	1876	2316	2761	3058
Lenght mm 1440	€	440,00	473,00	505,00	558,00	575,00	604,00	654,00	721,00	
yy = N° elem. 24	W	894	1116	1206	1566	1728	2046	2526	3012	
Lenght mm 1560	€	467,00	488,00	520,00	577,00	593,00	624,00	678,00		
yy = N° elem. 26	W	968	1209	1306	1696	1872	2216	2736		
Lenght mm 1680	€	485,00	504,00	537,00	596,00	613,00	646,00	703,00		
yy = N° elem. 28	W	1043	1302	1407	1827	2016	2387	2947		
Lenght mm 1800	€	510,00	518,00	553,00	615,00	632,00	666,00	724,00		
yy = N° elem. 30	W	1118	1395	1508	1958	2160	2558	3158		

Decorative & Technical Accessories



Kit Valves and Lockshield valve
Pag. 550

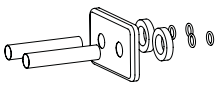

Pipe cover kit
Pag. 554

ELLIPSIS_H HORIZONTAL
Claret finish (cod. 06). Configuration cod. 01.

ELLIPSIS_H HORIZONTAL
8 elements, height 480 mm, lenght 1520 mm. Claret finish (cod. 06). Configuration cod. 01.

Technical features:

- manifolds with a 30 mm diameter circular section
- tubes made of sheet steel with a 50x25 mm elliptical section
- manifold threading 1/2" Gas right
- maximum working pressure 4 bar
- maximum working temperature 95°C

Finishes available	Surcharge
Standard White	-
Classic finishes	+15%
Special finishes	+25%
Other RAL colors	+40% following feasibility study

Finishing codes see page 588.

Price included:

Wall fixing systems with screws and anchors

1/2" Blind plug

Piper cover kit

1/2" Air vent

Number of elements:
Radiators with an odd number of elements will be supplied at the same price as a radiator with the next even number of elements.
For example: a ELLIPSIS_H Horizontal 1820 lenght and 9 elements wide = the price of a ELLIPSIS_H Horizontal 1820 lenght and 10 elements wide.

CE 18 EN442-1 EN 442 EURONORM

Model	Code	Depth P mm	Lenght L mm	Conn. C. L' mm	Weight Kg	Cap. lt
520	**TL1 0520 YY 01 IR 01 H**	53	520	470	0,75	0,50
650	**TL1 0650 YY 01 IR 01 H**	53	650	600	0,88	0,61
700	**TL1 0700 YY 01 IR 01 H**	53	700	650	0,93	0,65
920	**TL1 0920 YY 01 IR 01 H**	53	920	870	1,15	0,84
1020	**TL1 1020 YY 01 IR 01 H**	53	1020	970	1,25	0,93
1220	**TL1 1220 YY 01 IR 01 H**	53	1220	1170	1,45	1,09
1520	**TL1 1520 YY 01 IR 01 H**	53	1520	1470	1,75	1,35
1820	**TL1 1820 YY 01 IR 01 H**	53	1820	1770	2,05	1,60
2020	**TL1 2020 YY 01 IR 01 H**	53	2020	1970	2,25	1,77

Key Codes

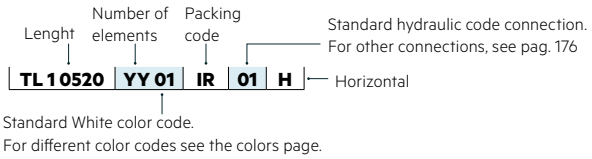

ELLIPSIS_H Horizontal: Power in Watt for linear metre

N. el.	4	6	8	10	12	14	16	18	20	22	24	26	28	30
Btu/h a Δt= 50°C	920,4	1380,6	1837,5	2296,1	2761,2	3221,5	3681,7	4141,9	4602,1	5062,3	5522,5	5982,7	6442,9	6903,1
Watt a Δt= 50°C	269,6	404,4	538,2	672,5	808,8	943,6	1078,4	1213,2	1348,0	1482,8	1617,6	1752,4	1887,2	2022,0
Watt a Δt= 40°C	202,1	304,1	403,1	506,6	611,8	716,5	821,9	927,9	1034,7	1142,2	1250,4	1359,2	1468,8	1578,9
Watt a Δt= 30°C*	139,4	210,5	277,7	351,5	426,9	502,4	579,0	656,8	735,8	815,9	897,2	979,6	1063,1	1147,8
Watt a Δt= 20°C	82,5	125,4	164,2	210,1	257,0	304,6	353,4	403,6	455,0	507,8	561,9	617,4	674,2	732,3
Modification index	1,292	1,278	1,295	1,270	1,251	1,234	1,217	1,201	1,185	1,169	1,154	1,139	1,123	1,108

(*) Thanks to the high performance of Irsap ELLIPSIS_H Horizontal radiators, the ideal Δt for low temperature projects is Δt at 30°C.
For Δt different from 50°C use the formula: $Q=Qn\ (\Delta t / 50)^n$

Special Options

Cod. 88


Welded manifolds
50 mm pitch
Universal connection

Cod. 82



Welded manifolds

Cod. 80

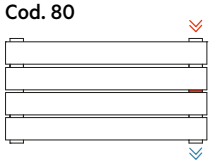
Internal Diaphragm

Manifolds:
The pipefittings welded on the side manifold can be positioned at any point at a specified distance between centres. It is compulsory in this type of installation to install a diaphragm during production to ensure the product functions correctly. The minimum possible distance between centres is equal to 50 mm (cod. 88), while the maximum distance depends on the length of the radiator (cod. 82).
The maximum distance between centres is equal to the number of elements - 1 multiplied by 60 (element pitch): L' = 60 x (n° of elements -1).
Side Connections (Cod. M82, M88): for side water connections insert an internal flow diverter to the bottom manifold **€ 81,00**
Internal Diaphragm (Cod. M80): Prearrangement for side connections with 1/2" welded fittings and internal baffle **€ 30,00**
Configured for connection with single-pipe valve: connection available only for modul and/or double-pipe systems, no monotube valve with loop - (specify water inlet) **€ 18,00**
For other connections see page 176

Connection dimensions with IRSAP valves

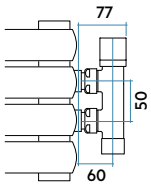

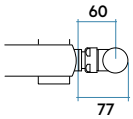

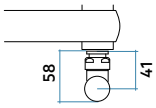

Horizontal





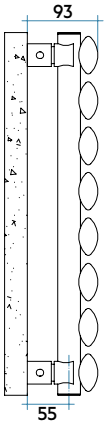

COMPLETE BATTERY DATA

(H)		LENGHT (L) 520	650	700	920	1020	1220	1520	1820	2020
Height mm 240	€	158,00	173,00	182,00	199,00	204,00	212,00	226,00	241,00	251,00
yy = N° elem. 4	W	140	175	189	248	275	329	410	491	545
Height mm 360	€	199,00	217,00	229,00	251,00	255,00	267,00	286,00	303,00	318,00
yy = N° elem. 6	W	210	263	283	372	412	493	615	736	817
Height mm 480	€	266,00	289,00	305,00	335,00	341,00	351,00	358,00	367,00	385,00
yy = N° elem. 8	W	280	350	377	495	549	657	818	980	1087
Height mm 600	€	289,00	315,00	333,00	365,00	371,00	396,00	418,00	430,00	449,00
yy = N° elem. 10	W	350	437	471	619	686	821	1022	1224	1359
Height mm 720	€	314,00	340,00	360,00	394,00	402,00	421,00	449,00	478,00	501,00
yy = N° elem. 12	W	421	526	566	744	825	987	1229	1472	1634
Height mm 840	€	330,00	358,00	379,00	416,00	424,00	452,00	484,00	517,00	544,00
yy = N° elem. 14	W	491	613	661	868	962	1151	1434	1717	1906
Height mm 960	€	340,00	377,00	400,00	438,00	445,00	483,00	520,00	558,00	586,00
yy = N° elem. 16	W	561	701	755	992	1100	1316	1639	1963	2178
Height mm 1080	€	366,00	421,00	447,00	495,00	508,00	515,00	557,00	597,00	629,00
yy = N° elem. 18	W	631	789	849	1116	1237	1480	1844	2208	2451
Height mm 1200	€	385,00	442,00	471,00	520,00	535,00	547,00	593,00	638,00	671,00
yy = N° elem. 20	W	701	876	944	1240	1375	1645	2049	2453	2723
Height mm 1320	€	411,00	458,00	487,00	540,00	554,00	582,00	631,00	672,00	723,00
yy = N° elem. 22	W	771	964	1038	1364	1512	1809	2254	2699	2995
Height mm 1440	€	440,00	473,00	505,00	558,00	575,00	604,00	654,00	721,00	
yy = N° elem. 24	W	841	1051	1132	1488	1650	1973	2459	2944	
Height mm 1560	€	467,00	488,00	520,00	577,00	593,00	624,00	678,00		
yy = N° elem. 26	W	911	1139	1227	1612	1787	2138	2664		
Height mm 1680	€	485,00	504,00	537,00	596,00	613,00	646,00	703,00		
yy = N° elem. 28	W	981	1227	1321	1736	1925	2302	2869		
Height mm 1800	€	510,00	518,00	553,00	615,00	632,00	666,00	724,00		
yy = N° elem. 30	W	1051	1314	1415	1860	2062	2467	3073		

Decorative & Technical Accessories



Kit Valves and Lockshield valve
Pag. 550

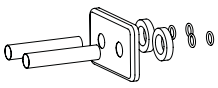

Pipe cover kit
Pag. 554

ELLIPSIS_V 2 VERTICAL
Opaque White finish (cod. J8). Configuration cod. 80.

ELLIPSIS_V 2 VERTICAL
10 elements, height 1820 mm, lenght 600 mm. Opaque White finish (cod. J8). Configuration cod. 80.

Technical features:

- manifolds with a 30 mm diameter circular section
- tubes made of sheet steel with a 50x25 mm elliptical section
- manifold threading 1/2" Gas right
- maximum working pressure 4 bar
- maximum working temperature 95°C

Finishes available	Surcharge
Standard White	-
Classic finishes	+15%
Special finishes	+25%
Other RAL colors	+40% following feasibility study

Finishing codes see page 588.

Price included:

Wall fixing systems with screws and anchors

1/2" Blind plug

Piper cover kit

1/2" Air vent

Number of elements:
Radiators with an odd number of elements will be supplied at the same price as a radiator with the next even number of elements.
For example: a ELLIPSIS_V 2 Vertical 1820 high and 9 elements wide = the price of a ELLIPSIS_V 2 Vertical 1820 high and 10 elements wide.

CE 18 EN442-1 EN 442 EURONORM

Model	Code	Depth	Height	Conn. centre	Weight	Capacity	Thermal Power Δt=50°C		Δt=40°C	Δt=30°C	Δt=20°C	Exponent
		mm	H mm	H' mm	Kg	lt	Btu/h	**Watt**	Watt	**Watt (*)**	Watt	n.
520	**TL2 0520 YY 01 IR 01 A**	76	520	470	1,34	0,94	196,1	**57,5**	43,2	**29,9**	17,8	1,280
650	**TL2 0650 YY 01 IR 01 A**	76	650	600	1,60	1,16	245,1	**71,8**	53,8	**37,1**	21,9	1,295
700	**TL2 0700 YY 01 IR 01 A**	76	700	650	1,70	1,25	264,0	**77,4**	58,0	**39,9**	23,6	1,295
920	**TL2 0920 YY 01 IR 01 A**	76	920	870	2,15	1,62	342,5	**100,4**	74,9	**51,3**	30,1	1,314
1020	**TL2 1020 YY 01 IR 01 A**	76	1020	970	2,35	1,79	376,2	**110,2**	82,2	**56,3**	33,1	1,314
1220	**TL2 1220 YY 01 IR 01 A**	76	1220	1170	2,75	2,12	443,9	**130,1**	97,1	**66,6**	39,2	1,310
1520	**TL2 1520 YY 01 IR 01 A**	76	1520	1470	3,35	2,63	546,8	**160,3**	119,7	**82,2**	48,4	1,306
1820	**TL2 1820 YY 01 IR 01 A**	76	1820	1770	3,95	3,14	648,6	**190,1**	142,2	**97,7**	57,6	1,302
2020	**TL2 2020 YY 01 IR 01 A**	76	2020	1970	4,35	3,48	714,4	**209,4**	156,7	**107,8**	63,6	1,300

(*) Thanks to the high performance of Irsap ELLIPSIS_V 2 Vertical radiators, the ideal Δt for low temperature projects is Δt at 30°C.
For Δt different from 50°C use the formula: $Q=Qn\ (\Delta t / 50)^n$

Special Options

Cod. 84

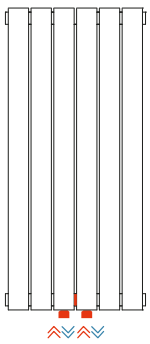
Welded manifolds
50 mm pitch
Universal connection

Cod. 82

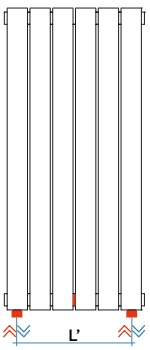

Welded manifolds

Cod. 80

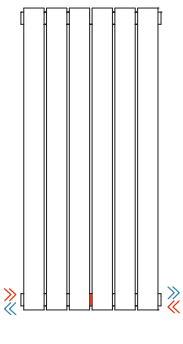
Internal Diaphragm

Manifolds:
The pipefittings welded on the bottom manifold can be positioned at any point at a specified distance between centres. It is compulsory in this type of installation to install a diaphragm during production to ensure the product functions correctly. The minimum possible distance between centres is equal to 50 mm (cod. 84), while the maximum distance depends on the length of the radiator (cod. 82).
The maximum distance between centres is equal to the number of elements - 1 multiplied by 60 (element pitch): L' = 60 x (n° of elements -1).
Bottom Connections (Cod. M82, M84): For bottom water connections insert an internal flow diverter to the bottom manifold **€ 81,00**
Internal Diaphragm (Cod. M80): Prearrangement for bottom connections with 1/2" welded fittings and internal baffle **€ 30,00**
Configured for connection with single-pipe valve: connection available only for modul and/or double-pipe systems, no monotube valve with loop - (specify water inlet) **€ 18,00**
For other connections see page 176

Connection dimensions with IRSAP valves

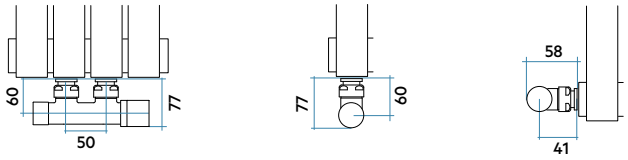

Key Codes

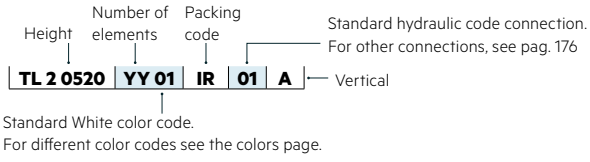

Vertical

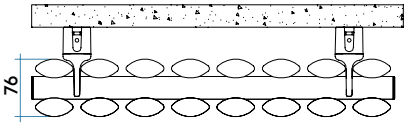





COMPLETE BATTERY DATA

(L)		HEIGHT (H) 520	650	700	920	1020	1220	1520	1820	2020
Lenght mm 240	€	**254,00**	**282,00**	**303,00**	**342,00**	**354,00**	**373,00**	**407,00**	**439,00**	**462,00**
yy = N° elem. 4	W	*230*	*287*	*309*	*402*	*441*	*520*	*641*	*760*	*837*
Lenght mm 360	€	**339,00**	**374,00**	**403,00**	**456,00**	**470,00**	**497,00**	**540,00**	**580,00**	**611,00**
yy = N° elem. 6	W	*345*	*431*	*464*	*602*	*662*	*781*	*962*	*1141*	*1256*
Lenght mm 480	€	**470,00**	**518,00**	**559,00**	**630,00**	**648,00**	**671,00**	**697,00**	**721,00**	**757,00**
yy = N° elem. 8	W	*460*	*575*	*619*	*803*	*882*	*1041*	*1282*	*1521*	*1675*
Lenght mm 600	€	**525,00**	**580,00**	**624,00**	**703,00**	**722,00**	**776,00**	**830,00**	**862,00**	**903,00**
yy = N° elem. 10	W	*575*	*718*	*774*	*1004*	*1102*	*1301*	*1603*	*1901*	*2094*
Lenght mm 720	€	**582,00**	**642,00**	**691,00**	**776,00**	**796,00**	**838,00**	**906,00**	**970,00**	**1.017,00**
yy = N° elem. 12	W	*690*	*862*	*928*	*1205*	*1323*	*1561*	*1923*	*2281*	*2512*
Lenght mm 840	€	**624,00**	**689,00**	**740,00**	**831,00**	**850,00**	**914,00**	**989,00**	**1.061,00**	**1.115,00**
yy = N° elem. 14	W	*805*	*1006*	*1083*	*1405*	*1544*	*1821*	*2244*	*2661*	*2931*
Lenght mm 960	€	**655,00**	**737,00**	**791,00**	**885,00**	**907,00**	**989,00**	**1.072,00**	**1.151,00**	
yy = N° elem. 16	W	*920*	*1150*	*1238*	*1606*	*1764*	*2082*	*2564*	*3041*	
Lenght mm 1080	€	**713,00**	**830,00**	**895,00**	**1.012,00**	**1.044,00**	**1.063,00**	**1.155,00**		
yy = N° elem. 18	W	*1035*	*1293*	*1393*	*1807*	*1984*	*2342*	*2885*		
Lenght mm 1200	€	**760,00**	**883,00**	**952,00**	**1.075,00**	**1.107,00**	**1.137,00**	**1.236,00**		
yy = N° elem. 20	W	*1150*	*1437*	*1547*	*2008*	*2205*	*2602*	*3205*		
Lenght mm 1320	€	**824,00**	**922,00**	**993,00**	**1.121,00**	**1.155,00**	**1.217,00**			
yy = N° elem. 22	W	*1265*	*1581*	*1702*	*2208*	*2426*	*2862*			
Lenght mm 1440	€	**883,00**	**960,00**	**1.035,00**	**1.167,00**	**1.203,00**	**1.268,00**			
yy = N° elem. 24	W	*1380*	*1724*	*1857*	*2409*	*2646*	*3122*			
Lenght mm 1560	€	**947,00**	**999,00**	**1.076,00**	**1.214,00**	**1.251,00**				
yy = N° elem. 26	W	*1494*	*1868*	*2012*	*2610*	*2866*				
Lenght mm 1680	€	**992,00**	**1.038,00**	**1.116,00**	**1.259,00**	**1.297,00**				
yy = N° elem. 28	W	*1609*	*2012*	*2166*	*2811*	*3087*				
Lenght mm 1800	€	**1.047,00**	**1.075,00**	**1.156,00**	**1.305,00**					
yy = N° elem. 30	W	*1724*	*2156*	*2321*	*3011*					

Decorative & Technical Accessories



Kit Valves and Lockshield valve
Pag. 550

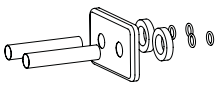

Pipe cover kit
Pag. 554

ELLIPSIS_H 2 HORIZONTAL
10 elements, height 600 mm, lenght 1520 mm.
Agave finish (cod. 9N). Configuration cod. 01.

ELLIPSIS_H 2 HORIZONTAL
Agave finish (cod. 9N). Configuration cod. 01.

Technical features:

- manifolds with a 30 mm diameter circular section
- tubes made of sheet steel with a 50x25 mm elliptical section
- manifold threading 1/2" Gas right
- maximum working pressure 4 bar
- maximum working temperature 95°C

Price included:

Wall fixing systems with screws and anchors

1/2" Blind plug

Piper cover kit

1/2" Air vent

Finishes available	Surcharge
Standard White	-
Classic finishes	+15%
Special finishes	+25%
Other RAL colors	+40% following feasibility study

Finishing codes see page 588.

Number of elements:
Radiators with an odd number of elements will be supplied at the same price as a radiator with the next even number of elements.
For example: a ELLIPSIS_H 2 Horizontal 1820 lenght and 9 elements wide = the price of a ELLIPSIS_H 2 Horizontal 1820 lenght and 10 elements wide.

CE 18 EN442-1 EN 442 EURONORM

Model	Code	Depth P mm	Lenght L mm	Conn. C. L' mm	Weight Kg	Cap. lt
520	**TL2 0520 YY 01 IR 01 H**	76	520	470	1,34	0,94
650	**TL2 0650 YY 01 IR 01 H**	76	650	600	1,60	1,16
700	**TL2 0700 YY 01 IR 01 H**	76	700	650	1,70	1,25
920	**TL2 0920 YY 01 IR 01 H**	76	920	870	2,15	1,62
1020	**TL2 1020 YY 01 IR 01 H**	76	1020	970	2,35	1,79
1220	**TL2 1220 YY 01 IR 01 H**	76	1220	1170	2,75	2,12
1520	**TL2 1520 YY 01 IR 01 H**	76	1520	1470	3,35	2,63
1820	**TL2 1820 YY 01 IR 01 H**	76	1820	1770	3,95	3,14
2020	**TL2 2020 YY 01 IR 01 H**	76	2020	1970	4,35	3,48

Key Codes

Lenght | Number of elements | Packing code

TL 2 0520 | YY 01 | IR | 01 | H

Standard hydraulic code connection. For other connections, see pag. 176

Horizontal

Standard White color code.
For different color codes see the colors page.

ELLIPSIS_H 2 Horizontal: Power in Watt for linear metre

N. el.	4	6	8	10	12	14	16	18	20	22	24	26	28	30
Btu/h a Δt= 50°C	1432,5	2148,8	2861,7	3578,0	4297,6	5013,9	5730,2	6446,4	7162,7	7879,0	8595,2	9311,5	10027,8	10744,1
Watt a Δt= 50°C	419,6	629,4	838,2	1048,0	1258,8	1468,6	1678,4	1888,2	2098,0	2307,8	2517,6	2727,5	2937,3	3147,1
Watt a Δt= 40°C	314,5	473,2	632,5	793,8	957,0	1120,5	1285,2	1451,0	1617,9	1785,9	1954,9	2124,9	2296,0	2468,0
Watt a Δt= 30°C*	216,9	327,7	440,0	554,8	672,0	790,6	911,0	1033,3	1157,3	1283,2	1410,8	1540,2	1671,3	1804,2
Watt a Δt= 20°C	128,5	195,2	263,8	334,9	408,3	483,6	560,9	640,3	721,7	805,2	890,8	978,5	1068,3	1160,1
Modification index	1,292	1,278	1,262	1,245	1,229	1,212	1,196	1,180	1,165	1,149	1,134	1,119	1,104	1,089

(*) Thanks to the high performance of Irsap ELLIPSIS_H 2 Horizontal radiators, the ideal Δt for low temperature projects is Δt at 30°C.
For Δt different from 50°C use the formula: $Q=Qn\ (\Delta t / 50)^n$

Special Options

Cod. 88



Welded manifolds
50 mm pitch
Universal connection

Cod. 82

Welded manifolds

Cod. 80

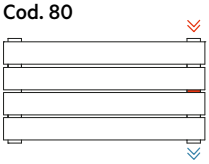

Internal Diaphragm

Manifolds:
The pipefittings welded on the side manifold can be positioned at any point at a specified distance between centres. It is compulsory in this type of installation to install a diaphragm during production to ensure the product functions correctly. The minimum possible distance between centres is equal to 50 mm (cod. 88), while the maximum distance depends on the length of the radiator (cod. 82).
The maximum distance between centres is equal to the number of elements - 1 multiplied by 60 (element pitch): L' = 60 x (n° of elements -1).
Side Connections (Cod. M82, M88): for side water connections insert an internal flow diverter to the bottom manifold **€ 81,00**
Internal Diaphragm (Cod. M80): Prearrangement for side connections with 1/2" welded fittings and internal baffle **€ 30,00**
Configured for connection with single-pipe valve: connection available only for modul and/or double-pipe systems, no monotube valve with loop - (specify water inlet) **€ 18,00**
For other connections see page 176

Connection dimensions with IRSAP valves

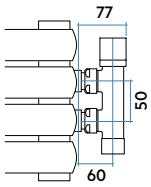

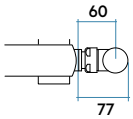

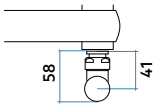

Horizontal





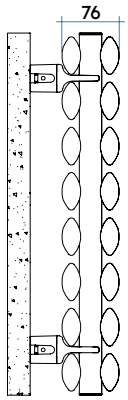

COMPLETE BATTERY DATA

(H)			LENGHT (L) 520	650	700	920	1020	1220	1520	1820	2020
Height mm 240		€	254,00	282,00	303,00	342,00	354,00	373,00	407,00	439,00	462,00
yy = N° elem.	4	W	218	273	294	386	428	512	638	764	848
Height mm 360		€	339,00	374,00	403,00	456,00	470,00	497,00	540,00	580,00	611,00
yy = N° elem.	6	W	327	409	441	579	642	768	957	1146	1271
Height mm 480		€	470,00	518,00	559,00	630,00	648,00	671,00	697,00	721,00	757,00
yy = N° elem.	8	W	436	545	587	771	855	1023	1274	1526	1693
Height mm 600		€	525,00	580,00	624,00	703,00	722,00	776,00	830,00	862,00	903,00
yy = N° elem.	10	W	545	681	734	964	1069	1279	1593	1907	2117
Height mm 720		€	582,00	642,00	691,00	776,00	796,00	838,00	906,00	970,00	1.017,00
yy = N° elem.	12	W	655	818	881	1158	1284	1536	1913	2291	2543
Height mm 840		€	624,00	689,00	740,00	831,00	850,00	914,00	989,00	1.061,00	1.115,00
yy = N° elem.	14	W	764	955	1028	1351	1498	1792	2232	2673	2967
Height mm 960		€	655,00	737,00	791,00	885,00	907,00	989,00	1.072,00	1.151,00	
yy = N° elem.	16	W	873	1091	1175	1544	1712	2048	2551	3055	
Height mm 1080		€	713,00	830,00	895,00	1.012,00	1.044,00	1.063,00	1.155,00		
yy = N° elem.	18	W	982	1227	1322	1737	1926	2304	2870		
Height mm 1200		€	760,00	883,00	952,00	1.075,00	1.107,00	1.137,00	1.236,00		
yy = N° elem.	20	W	1091	1364	1469	1930	2140	2560	3189		
Height mm 1320		€	824,00	922,00	993,00	1.121,00	1.155,00	1.217,00			
yy = N° elem.	22	W	1200	1500	1615	2123	2354	2816			
Height mm 1440		€	883,00	960,00	1.035,00	1.167,00	1.203,00	1.268,00			
yy = N° elem.	24	W	1309	1636	1762	2316	2568	3072			
Height mm 1560		€	947,00	999,00	1.076,00	1.214,00	1.251,00				
yy = N° elem.	26	W	1418	1773	1909	2509	2782				
Height mm 1680		€	992,00	1.038,00	1.116,00	1.259,00	1.297,00				
yy = N° elem.	28	W	1527	1909	2056	2702	2996				
Height mm 1800		€	1.047,00	1.075,00	1.156,00	1.305,00					
yy = N° elem.	30	W	1636	2046	2203	2895					

Decorative & Technical Accessories



Kit Valves and Lockshield valve
Pag. 550

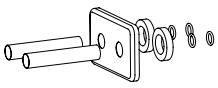

Pipe cover kit
Pag. 554

DECORATIVE RADIATORS

HYDRAULIC CONNECTIONS

Hydraulic connection to radiators: SAX VERTICAL, SAX 2 VERTICAL, PIANO VERTICAL, PIANO 2 VERTICAL, ARPA 12 VERTICAL, ARPA 12_2 VERTICAL, ARPA 18 VERTICAL, ARPA 18_2 VERTICAL, ARPA 23 VERTICAL, ARPA 23_2 VERTICAL, ELLIPSIS_V VERTICAL, ELLIPSIS_V 2 VERTICAL

Cod. 01

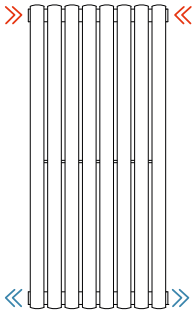

Standard connection
No extra charge

Cod. 80

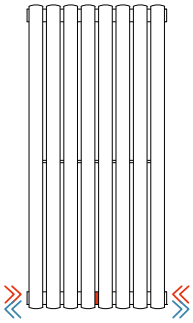

Connection on the lower manifold with diaphragm
€ 30,00

Cod. 82

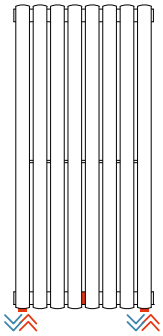

Connection with couplings low welded at the ends with diaphragm
€ 81,00

Cod. 83

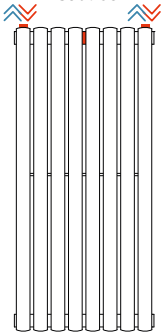

Connection with couplings hight welded at the ends with diaphragm
€ 81,00

Cod. 84



Connection with welded couplings low, 50 mm pitch, with diaphragm
€ 81,00

Cod. 85

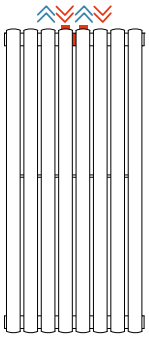

Connection with welded couplings hight, 50 mm pitch, with diaphragm
€ 81,00

Cod. 87



Connection with welded couplings, 50 mm pitch, on the right side
€ 81,00

Cod. 88



Connection with welded couplings, 50 mm pitch, on the left side
€ 81,00

Cod. 92 (*)

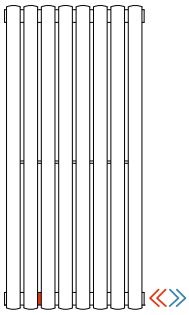

Connection of right single-pipe valve only for modul and/or double-pipe systems (only compatible with 11 mm dn probe)
€ 18,00

Cod. 93 (*)

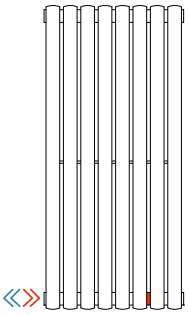

Connection of left single-pipe valve only for modul and/or double pipe systems (only compatible with 11 mm dn probe)
€ 18,00

Cod. 99



Personalized connection
The price must be requested

(*) It is not possible to arrange ARPA12 Vertical and ARPA12_2 Vertical with connection cod. 92 and cod. 93.

Hydraulic connection to radiators: SAX HORIZONTAL, SAX 2 HORIZONTAL, PIANO HORIZONTAL, PIANO 2 HORIZONTAL, ARPA 12 HORIZONTAL, ARPA 12_2 HORIZONTAL, ARPA 18 HORIZONTAL, ARPA 18_2 HORIZONTAL, ARPA 23 HORIZONTAL, ARPA 23_2 HORIZONTAL, ELLIPSIS_H HORIZONTAL, ELLIPSIS_H 2 HORIZONTAL

Cod. 01

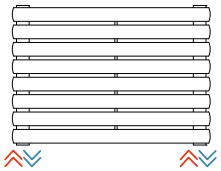

Standard
connection
No extra charge

Cod. 80

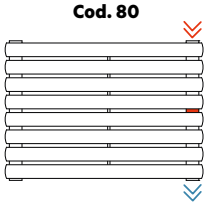

Connection
on the right manifold
with diaphragm
€ 30,00

Cod. 82

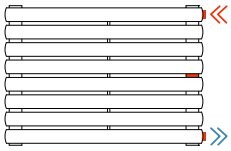

Connection with couplings
welded laterally
with diaphragm
€ 81,00

Cod. 87

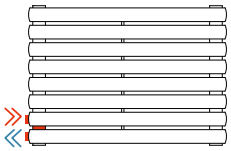

Connection with
welded couplings,
50 mm pitch,
on the left side
€ 81,00

Cod. 88

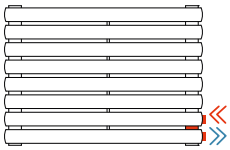

Connection with
welded couplings,
50 mm pitch,
on the right side
€ 81,00

Cod. 92 (*)

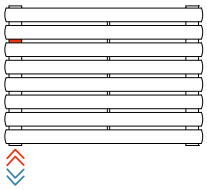

Connection of single-pipe, on the left side,
valve only for modul and/or
double-pipe systems
(only compatible with
11 mm dn probe)
€ 18,00

Cod. 93 (*)

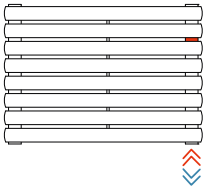

Connection of single-pipe valve,
on the right side,
only for modul and/or
double-pipe systems
(only compatible with
11 mm dn probe)
€ 18,00

Cod. 99



Personalized
connection
The price must be requested

(*) It is not possible to arrange ARPA12 Horizontal and ARPA12_2 Horizontal with connection cod. 92 and cod. 93.

RELAX

Radiators

Clean lines and geometric precision.
Right proportion of shapes and finishes.
High thermal powers even at low temperatures.
RELAX perfectly matches functionality, innovation and aesthetic particularly focusing on the well-being of people, technological perfection and respect for the environment.
RELAX, the real design radiator.

RELAX IMMAGINA	P.	194
RELAX OVER POWER	P.	184
RELAX POWER	P.	180
RELAX RENOVA	P.	188

RELAX POWER
Agave finish (cod. 9N).

RELAX POWER
height 1963 mm, lenght 653 mm. Agave finish (cod. 9N).

Technical features:

- radiating panel
- thread pitch of 50 mm, M24 x 19
- maximum working pressure 10 bar
- maximum working temperature 95°C
- This radiator is already fitted for the insertion of the optional thermostat head

Price included:

- water connection system complete with fittings for connection to copper pipes (12, 14 and 15 mm diameter) and multilayer pipes (14 x 2 thick and 16 x 2 thick)
- wall fixing system
- air vent
- installation template

Finishes available	Surcharge
Standard White	-
Classic finishes	+15%
Special finishes	+25%
Other RAL colors	+40% following feasibility study

Finishing codes see page 588.

Hidden hydraulic connection INCLUDED IN THE PRICE

RELAX POWER features the innovative hidden hydraulic connection system. This type of connection hides all valves from view to the advantage of the heating element's formal aspect. Another winning feature of this type of hydraulic connection is its easy installation.
A valve and lockshield valve system connected to flexible hoses permits elevated installation flexibility and the varying of the connection centers from a minimum 45 to a maximum 100 mm as desired. We recommend installation with water inlet from the right and water outlet from the left.
The hidden hydraulic connection with universal connection M30 x 1,5 is designed for the installation of a thermostatic valve (optional) or for the innovative "NOW" temperature adjustment system.
We advise installing the radiator at least 150 ÷ 200 mm above the floor.

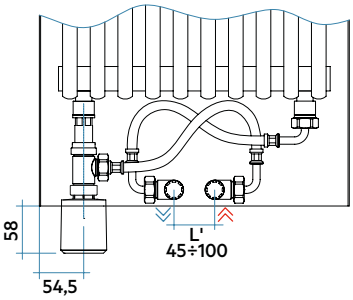

Model	Code	Depth	Height	Lenght	Conn. C.	Weight	Cap.	Thermal Power Δt=50°C		Δt=40°C	Δt=30°C	Δt=20°C	Exp.	Price
		mm	H mm	L mm	L' mm	Kg	lt	Btu/h	**Watt**	Watt	**Watt (*)**	Watt	n.	€
Relax Power 688 x 653	**REPI065B XX IR 01 AN**	47,5	688	653	45 / 100	12,1	2,6	1.481	**434**	331	**234**	143	1,212	**542,00**
Relax Power 688 x 857	**REPI085B XX IR 01 AN**	47,5	688	857	45 / 100	15,7	3,4	1.945	**570**	435	**307**	188	1,212	**573,00**
Relax Power 688 x 1061	**REPI106B XX IR 01 AN**	47,5	688	1061	45 / 100	19,3	4,3	2.405	**705**	538	**380**	232	1,212	**610,00**
Relax Power 688 x 1197	**REPI119B XX IR 01 AN**	47,5	688	1197	45 / 100	21,7	4,8	2.716	**796**	607	**429**	262	1,212	**616,00**
Relax Power 688 x 1401	**REPI140B XX IR 01 AN**	47,5	688	1401	45 / 100	25,3	5,7	3.177	**931**	710	**501**	307	1,212	**674,00**
Relax Power 868 x 653	**REPH065B XX IR 01 AN**	47,5	868	653	45 / 100	15,2	3,2	1.863	**546**	414	**290**	175	1,239	**567,00**
Relax Power 868 x 857	**REPH085B XX IR 01 AN**	47,5	868	857	45 / 100	19,7	4,3	2.446	**717**	544	**381**	230	1,239	**606,00**
Relax Power 868 x 1061	**REPH106B XX IR 01 AN**	47,5	868	1061	45 / 100	24,3	5,3	3.026	**887**	673	**471**	285	1,239	**658,00**
Relax Power 868 x 1197	**REPH119B XX IR 01 AN**	47,5	868	1197	45 / 100	27,3	6,0	3.415	**1.001**	759	**532**	322	1,239	**630,00**
Relax Power 868 x 1401	**REPH140B XX IR 01 AN**	47,5	868	1401	45 / 100	31,9	7,1	3.995	**1.171**	888	**622**	376	1,239	**694,00**
Relax Power 1663 x 381	**REPE038B XX IR 01 AN**	47,5	1663	381	45 / 100	17,0	3,4	2.074	**608**	458	**318**	190	1,270	**559,00**
Relax Power 1663 x 517	**REPE051B XX IR 01 AN**	47,5	1663	517	45 / 100	22,9	4,7	2.815	**825**	621	**431**	258	1,270	**635,00**
Relax Power 1663 x 653	**REPE065B XX IR 01 AN**	47,5	1663	653	45 / 100	28,8	6,1	3.555	**1.042**	785	**545**	325	1,270	**697,00**
Relax Power 1963 x 381	**REPD038B XX IR 01 AN**	47,5	1963	381	45 / 100	20,0	4,0	2.371	**695**	522	**361**	215	1,282	**606,00**
Relax Power 1963 x 517	**REPD051B XX IR 01 AN**	47,5	1963	517	45 / 100	26,9	5,5	3.218	**943**	708	**490**	291	1,282	**762,00**
Relax Power 1963 x 653	**REPD065B XX IR 01 AN**	47,5	1963	653	45 / 100	33,9	7,1	4.064	**1.191**	895	**619**	368	1,282	**832,00**
Relax Power 2163 x 381	**REPC038B XX IR 01 AN**	47,5	2163	381	45 / 100	21,9	4,4	2.515	**737**	555	**385**	230	1,273	**676,00**
Relax Power 2163 x 517	**REPC051B XX IR 01 AN**	47,5	2163	517	45 / 100	29,6	6,1	3.415	**1.001**	753	**522**	312	1,273	**832,00**
Relax Power 2163 x 653	**REPC065B XX IR 01 AN**	47,5	2163	653	45 / 100	37,3	7,8	4.313	**1.264**	951	**660**	394	1,273	**932,00**

(*) Thanks to the high performance of Irsap RELAX POWER radiators, the ideal Δt for low temperature projects is Δt at 30°C.
For Δt different from 50°C use the formula: $Q=Qn\ (\Delta t / 50)^n$

Accessories towel-holder

The towel-holder is a design accessory that can be positioned at the desired height even after the radiator has already been installed. This means Relax can also be used as a towel warmer.
Available in 2 versions, Small (Fig. 1) and Large (Fig. 2) both with a polished chrome-plated finish.

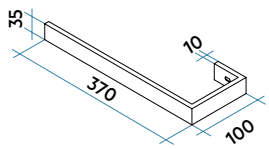

Fig. 1

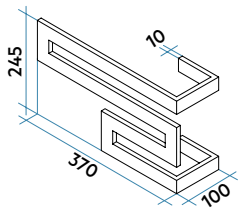

Fig. 2

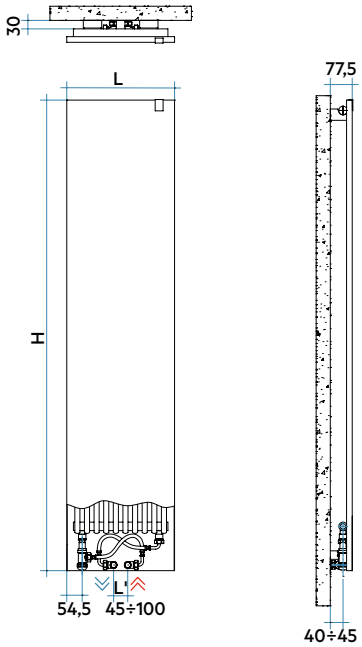

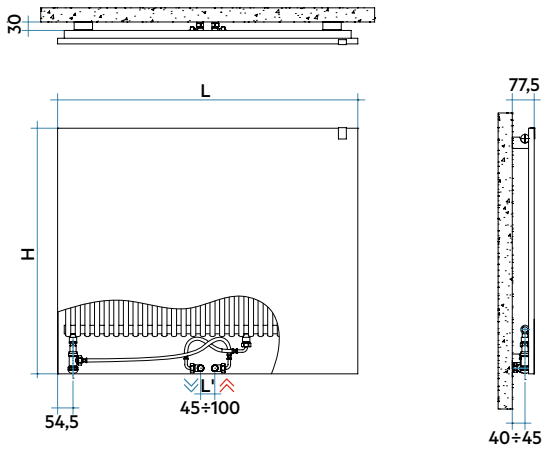

CE 15 - C -s2, d0
EN442-1

EN 442 EURONORM

Model	Code	Price List (Euro) Finishes RELAX POWER Wall Finished Cod. 6B	Satin Stainless steel Cod. AS	Mirror Stainless steel Cod. IS
Relax Power 688 x 653	REPI065B XX IR 01 AN	602,00	-	-
Relax Power 688 x 857	REPI085B XX IR 01 AN	640,00	-	-
Relax Power 688 x 1061	REPI106B XX IR 01 AN	802,00	-	-
Relax Power 688 x 1197	REPI119B XX IR 01 AN	899,00	-	-
Relax Power 688 x 1401	REPI140B XX IR 01 AN	995,00	-	-
Relax Power 868 x 653	REPH065B XX IR 01 AN	629,00	-	-
Relax Power 868 x 857	REPH085B XX IR 01 AN	853,00	-	-
Relax Power 868 x 1061	REPH106B XX IR 01 AN	1.078,00	-	-
Relax Power 868 x 1197	REPH119B XX IR 01 AN	1.195,00	-	-
Relax Power 868 x 1401	REPH140B XX IR 01 AN	1.312,00	-	-
Relax Power 1663 x 381	REPE038B XX IR 01 AN	1.009,00	1.024,00	1.550,00
Relax Power 1663 x 517	REPE051B XX IR 01 AN	1.151,00	1.168,00	1.651,00
Relax Power 1663 x 653	REPE065B XX IR 01 AN	1.257,00	1.275,00	1.721,00
Relax Power 1963 x 381	REPD038B XX IR 01 AN	1.201,00	1.221,00	1.834,00
Relax Power 1963 x 517	REPD051B XX IR 01 AN	1.380,00	1.399,00	2.011,00
Relax Power 1963 x 653	REPD065B XX IR 01 AN	1.503,00	1.526,00	2.150,00
Relax Power 2163 x 381	REPC038B XX IR 01 AN	1.324,00	1.345,00	1.936,00
Relax Power 2163 x 517	REPC051B XX IR 01 AN	1.503,00	1.526,00	2.150,00
Relax Power 2163 x 653	REPC065B XX IR 01 AN	1.678,00	1.703,00	2.294,00

The thermal power of Mirror finish (cod. IS) and Satin stainless steel finish (cod. AS) is reduced by about 30%.
XX = finish code:
01 = Standard White colour code
6B = Wall Finished code
AS = Satin Stainless Steel code
IS = Mirror finish code

Key Codes

Height | Colour code | Standard hydraulic connection code

REP I 065 B | XX | IR | 01 | AN

Width | Packing code

RELAX OVER POWER
height 1663 mm, lenght 517 mm.
Pearl White finish (cod. 16).

RELAX OVER POWER
Pearl White finish (cod. 16).

Technical features:
- radiating panel
- thread pitch of 50 mm, M24 x 19
- maximum working pressure 10 bar
- maximum working temperature 95°C
- This radiator is already fitted for the insertion of the optional thermostat head

Price included:
- water connection system complete with fittings for connection to copper pipes (12, 14 and 15 mm diameter) and multilayer pipes (14 x 2 thick and 16 x 2 thick)
- wall fixing system
- air vent
- installation template

Finishes available	Surcharge
Standard White	-
Classic finishes	+15%
Special finishes	+25%
Other RAL colors	+40% following feasibility study

Finishing codes see page 588.

Hidden hydraulic connection INCLUDED IN THE PRICE

Relax OVER Power features the innovative hidden hydraulic connection system. This type of connection hides all valves from view to the advantage of the heating element's formal aspect. Another winning feature of this type of hydraulic connection is its easy installation.
A valve and lockshield valve system connected to flexible hoses permits elevated installation flexibility and the varying of the connection centers from a minimum 45 to a maximum 100 mm as desired. We recommend installation with water inlet from the right and water outlet from the left.
The hidden hydraulic connection with universal connection M30 x 1,5 is designed for the installation of a thermostatic valve (optional) or for the innovative "NOW" temperature adjustment system.
We advise installing the radiator at least 150 ÷ 200 mm above the floor.

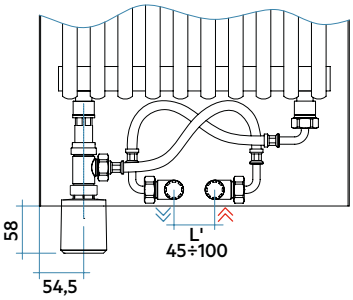

Model	Code	Depth	Height	Lenght	Conn. C.	Weight	Cap.	Thermal Power Δt=50°C		Δt=40°C	Δt=30°C	Δt=20°C	Exp.	Price
		mm	H mm	L mm	L' mm	Kg	lt	Btu/h	**Watt**	Watt	**Watt (*)**	Watt	n.	€
Relax Over P. 688 x 653	**REOI065B XX IR 01 AN**	63,5	688	653	45 / 100	17,3	4,4	2.327	**682**	515	**359**	216	1,255	**611,00**
Relax Over P. 688 x 857	**REOI085B XX IR 01 AN**	63,5	688	857	45 / 100	22,4	5,9	3.808	**895**	676	**471**	283	1,255	**663,00**
Relax Over P. 688 x 1061	**REOI106B XX IR 01 AN**	63,5	688	1061	45 / 100	27,5	7,3	2.900	**1.108**	837	**584**	351	1,255	**721,00**
Relax Over P. 688 x 1197	**REOI119B XX IR 01 AN**	63,5	688	1197	45 / 100	31,0	8,3	3.054	**1.250**	945	**658**	396	1,255	**742,00**
Relax Over P. 688 x 1401	**REOI140B XX IR 01 AN**	63,5	688	1401	45 / 100	36,1	9,8	3.780	**1.463**	1.106	**770**	463	1,255	**802,00**
Relax Over P. 868 x 653	**REOH065B XX IR 01 AN**	63,5	868	653	45 / 100	22,0	5,7	4.265	**850**	641	**445**	266	1,266	**644,00**
Relax Over P. 868 x 857	**REOH085B XX IR 01 AN**	63,5	868	857	45 / 100	28,6	7,5	3.166	**1.116**	841	**584**	350	1,266	**643,00**
Relax Over P. 868 x 1061	**REOH106B XX IR 01 AN**	63,5	868	1061	45 / 100	35,1	9,4	5.428	**1.381**	1.041	**723**	433	1,266	**781,00**
Relax Over P. 868 x 1197	**REOH119B XX IR 01 AN**	63,5	868	1197	45 / 100	39,5	10,7	3.972	**1.558**	1.174	**816**	488	1,266	**809,00**
Relax Over P. 868 x 1401	**REOH140B XX IR 01 AN**	63,5	868	1401	45 / 100	46,0	12,6	5.391	**1.824**	1.375	**955**	572	1,266	**882,00**
Relax Over P. 1663 x 381	**REOE038B XX IR 01 AN**	63,5	1663	381	45 / 100	25,6	6,4	6.807	**928**	696	**480**	284	1,291	**750,00**
Relax Over P. 1663 x 517	**REOE051B XX IR 01 AN**	63,5	1663	517	45 / 100	34,3	8,9	3.617	**1.260**	945	**651**	386	1,291	**823,00**
Relax Over P. 1663 x 653	**REOE065B XX IR 01 AN**	63,5	1663	653	45 / 100	43,1	11,4	4.712	**1.591**	1.193	**823**	487	1,291	**890,00**
Relax Over P. 1963 x 381	**REOD038B XX IR 01 AN**	63,5	1963	381	45 / 100	30,1	7,5	4.992	**1.060**	796	**551**	328	1,281	**802,00**
Relax Over P. 1963 x 517	**REOD051B XX IR 01 AN**	63,5	1963	517	45 / 100	40,5	10,5	5.316	**1.439**	1.081	**748**	445	1,281	**960,00**
Relax Over P. 1963 x 653	**REOD065B XX IR 01 AN**	63,5	1963	653	45 / 100	50,8	13,6	4.299	**1.817**	1.365	**944**	562	1,281	**1.176,00**
Relax Over P. 2163 x 381	**REOC038B XX IR 01 AN**	63,5	2163	381	45 / 100	33,2	8,3	6.223	**1.164**	875	**606**	361	1,279	**902,00**
Relax Over P. 2163 x 517	**REOC051B XX IR 01 AN**	63,5	2163	517	45 / 100	44,6	11,6	4.910	**1.580**	1.188	**822**	490	1,279	**992,00**
Relax Over P. 2163 x 653	**REOC065B XX IR 01 AN**	63,5	2163	653	45 / 100	56,0	15,0	6.200	**1.995**	1.500	**1.038**	618	1,279	**1.094,00**

(*) Thanks to the high performance of Irsap RELAX OVER POWER radiators, the ideal Δt for low temperature projects is Δt at 30°C.
For Δt different from 50°C use the formula: $Q=Qn\ (\Delta t / 50)^n$

Accessories towel-holder

The towel-holder is a design accessory that can be positioned at the desired height even after the radiator has already been installed. This means Relax can also be used as a towel warmer.
Available in 2 versions, Small (Fig. 1) and Large (Fig. 2) both with a polished chrome-plated finish.

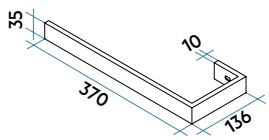

Fig. 1

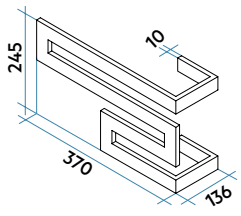

Fig. 2

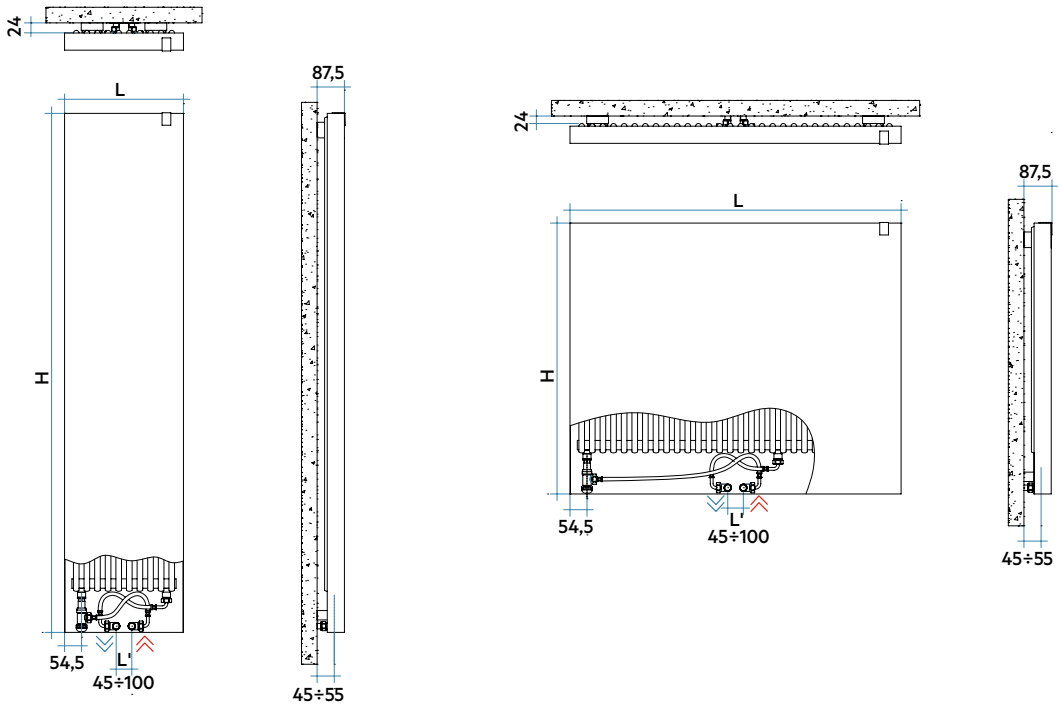

CE 15 - C -s2, d0
EN442-1

EN 442 EURONORM

Model	Code	Price List (Euro) Finishes RELAX OVER POWER Wall Finished Cod. 6B	Satin Stainless steel Cod. AS	Mirror Stainless steel Cod. IS
Relax Over P. 688 x 653	REOI065B XX IR 01 AN	732,00	-	-
Relax Over P. 688 x 857	REOI085B XX IR 01 AN	811,00	-	-
Relax Over P. 688 x 1061	REOI106B XX IR 01 AN	1.018,00	-	-
Relax Over P. 688 x 1197	REOI119B XX IR 01 AN	1.160,00	-	-
Relax Over P. 688 x 1401	REOI140B XX IR 01 AN	1.303,00	-	-
Relax Over P. 868 x 653	REOH065B XX IR 01 AN	775,00	-	-
Relax Over P. 868 x 857	REOH085B XX IR 01 AN	1.028,00	-	-
Relax Over P. 868 x 1061	REOH106B XX IR 01 AN	1.283,00	-	-
Relax Over P. 868 x 1197	REOH119B XX IR 01 AN	1.376,00	-	-
Relax Over P. 868 x 1401	REOH140B XX IR 01 AN	1.467,00	-	-
Relax Over P. 1663 x 381	REOE038B XX IR 01 AN	1.201,00	1.221,00	2.140,00
Relax Over P. 1663 x 517	REOE051B XX IR 01 AN	1.413,00	1.433,00	2.215,00
Relax Over P. 1663 x 653	REOE065B XX IR 01 AN	1.536,00	1.560,00	2.364,00
Relax Over P. 1963 x 381	REOD038B XX IR 01 AN	1.261,00	1.279,00	2.512,00
Relax Over P. 1963 x 517	REOD051B XX IR 01 AN	1.691,00	1.717,00	2.736,00
Relax Over P. 1963 x 653	REOD065B XX IR 01 AN	1.843,00	1.871,00	2.880,00
Relax Over P. 2163 x 381	REOC038B XX IR 01 AN	1.413,00	1.433,00	2.662,00
Relax Over P. 2163 x 517	REOC051B XX IR 01 AN	1.843,00	1.871,00	2.926,00
Relax Over P. 2163 x 653	REPC065B XX IR 01 AN	1.998,00	2.029,00	3.104,00

The thermal power of Mirror finish (cod. IS) and Satin stainless steel finish (cod. AS) is reduced by about 30%.
XX = finish code:
01 = Standard White colour code
6B = Wall Finished code
AS = Satin Stainless Steel code
IS = Mirror finish code

Key Codes

Height | Colour code | Standard hydraulic connection code

REO I 065 B | XX | IR | 01 | AN

Width | Packing code

RELAX RENOVA
Azurite 3 finish (cod. 6C).

RELAX RENOVA
height 2163 mm, lenght 728 mm. Azurite 3 finish (cod. 6C).

Renovation
NO PROBLEM

RELAX RENOVA

The plate designed
entirely for replacement:
· Side centre distances
  from 500 to 2000 mm
· Bottom centre distances
  from 50 to 700 mm.
Completely concealed
connections.
Ideal for low temperature
operation.

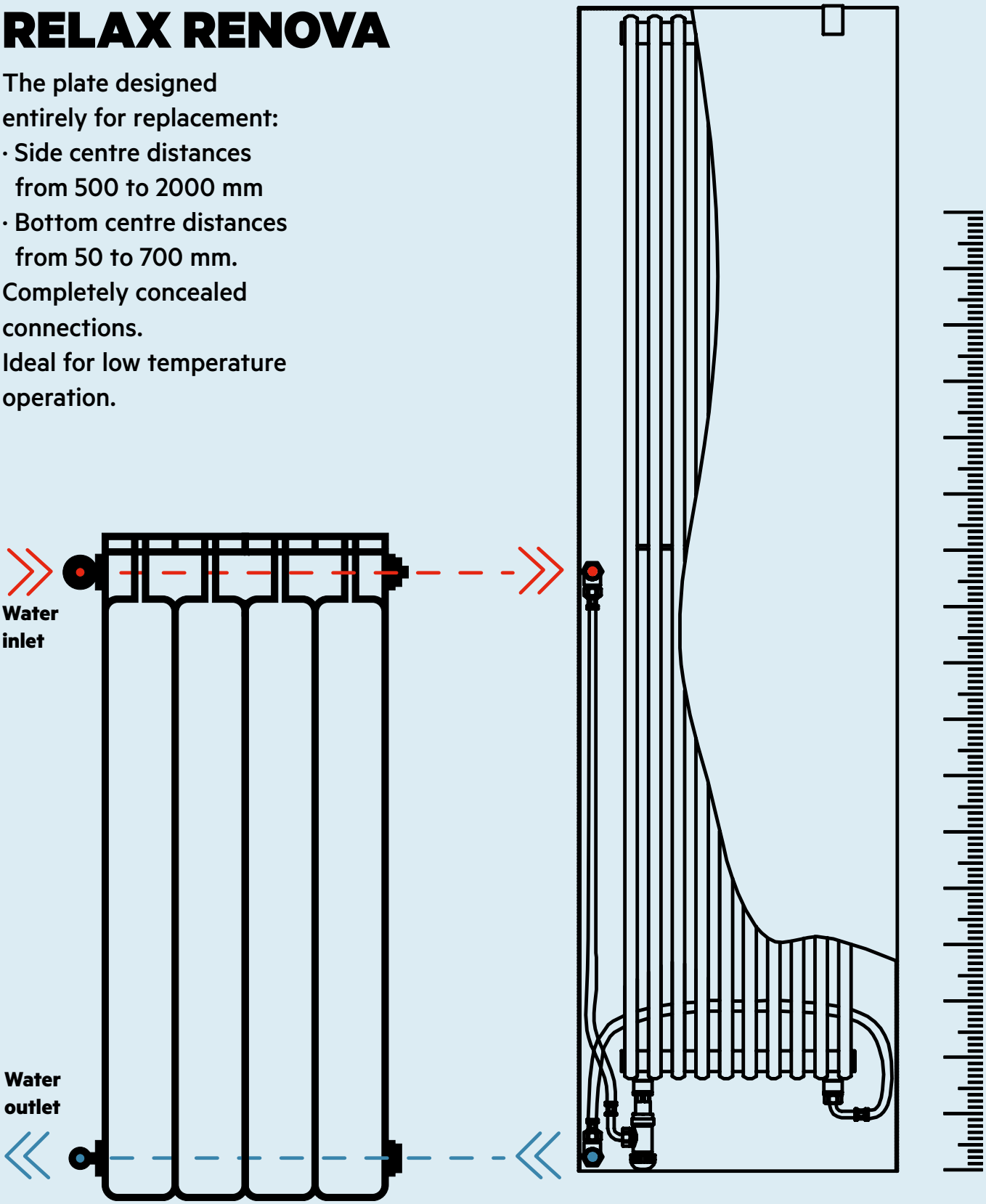

Technical features:
- radiating panel
- thread M24 x 19
- maximum working pressure 10 bar
- maximum working temperature 95°C
- This radiator is already fitted for the insertion of the optional thermostat head

Price included:
- water connection system complete with fittings for connection to copper pipes (12, 14 and 15 mm diameter) and multilayer pipes (14 x 2 thick and 16 x 2 thick)
- wall fixing system
- air vent
- installation template

Finishes available	Surcharge
Standard White	-
Classic finishes	+15%
Special finishes	+25%
Other RAL colors	+40% following feasibility study

Finishing codes see page 588.

CE 15 - C -s2, d0
EN442-1

EN 442 EURONORM

Model	Code	Depth	Height	Lenght	Conn. C.	Weight	Cap.	Thermal Power Δt=50°C		Δt=40°C	Δt=30°C	Δt=20°C	Exp.	Price Standard White	Wall Finished
		mm	H mm	L mm	L' mm	Kg	lt	Btu/h	Watt	Watt	Watt (*)	Watt	n.		
688 x 728	**RENI072B XX IR YY AN**	63,5	688	728	on next page	19,3	4,4	2.327	**682**	515	**359**	216	1,255	**641,00**	**770,00**
688 x 932	**RENI093B XX IR YY AN**	63,5	688	932	on next page	24,4	5,9	3.054	**895**	676	**471**	283	1,255	**695,00**	**852,00**
688 x 1136	**RENI113B XX IR YY AN**	63,5	688	1136	on next page	29,4	7,3	3.780	**1.108**	837	**584**	351	1,255	**757,00**	**1.134,00**
688 x 1272	**RENI127B XX IR YY AN**	63,5	688	1272	on next page	32,8	8,3	4.265	**1.250**	945	**658**	396	1,255	**779,00**	**1.254,00**
688 x 1476	**RENI147B XX IR YY AN**	63,5	688	1476	on next page	37,9	9,8	4.992	**1.463**	1.106	**770**	463	1,255	**843,00**	**1.348,00**
868 x 728	**RENH072B XX IR YY AN**	63,5	868	728	on next page	24,1	5,7	2.900	**850**	641	**445**	266	1,266	**675,00**	**813,00**
868 x 932	**RENH093B XX IR YY AN**	63,5	868	932	on next page	30,6	7,5	3.808	**1.116**	841	**584**	350	1,266	**677,00**	**1.081,00**
868 x 1136	**RENH113B XX IR YY AN**	63,5	868	1136	on next page	37,2	9,4	4.712	**1.381**	1.041	**723**	433	1,266	**822,00**	**1.347,00**
868 x 1272	**RENH127B XX IR YY AN**	63,5	868	1272	on next page	41,5	10,7	5.316	**1.558**	1.174	**816**	488	1,266	**849,00**	**1.445,00**
868 x 1476	**RENH147B XX IR YY AN**	63,5	868	1476	on next page	48,0	12,6	6.223	**1.824**	1.375	**955**	572	1,266	**926,00**	**1.540,00**
1663 x 456	**RENE045B XX IR YY AN**	63,5	1663	456	on next page	28,4	6,4	3.166	**928**	696	**480**	284	1,291	**825,00**	**1.321,00**
1663 x 592	**RENE059B XX IR YY AN**	63,5	1663	592	on next page	37,2	8,9	4.299	**1.260**	945	**651**	386	1,291	**903,00**	**1.553,00**
1663 x 728	**RENE072B XX IR YY AN**	63,5	1663	728	on next page	45,9	11,4	5.428	**1.591**	1.193	**823**	487	1,291	**979,00**	**1.689,00**
1963 x 456	**REND045B XX IR YY AN**	63,5	1963	456	on next page	33,3	7,5	3.617	**1.060**	796	**551**	328	1,281	**883,00**	**1.386,00**
1963 x 592	**REND059B XX IR YY AN**	63,5	1963	592	on next page	43,6	10,5	4.910	**1.439**	1.081	**748**	445	1,281	**1.056,00**	**1.861,00**
1963 x 728	**REND072B XX IR YY AN**	63,5	1963	728	on next page	53,9	13,6	6.200	**1.817**	1.365	**944**	562	1,281	**1.293,00**	**2.027,00**
2163 x 456	**RENC045B XX IR YY AN**	63,5	2163	456	on next page	36,5	8,3	3.972	**1.164**	875	**606**	361	1,279	**991,00**	**1.553,00**
2163 x 592	**RENC059B XX IR YY AN**	63,5	2163	592	on next page	47,9	11,6	5.391	**1.580**	1.188	**822**	490	1,279	**1.092,00**	**2.027,00**
2163 x 728	**RENC072B XX IR YY AN**	63,5	2163	728	on next page	59,3	15,0	6.807	**1.995**	1.500	**1.038**	618	1,279	**1.204,00**	**2.197,00**

(*) Thanks to the high performance of Irsap RELAX RENOVA radiators, the ideal Δt for low temperature projects is Δt at 30°C.
For Δt different from 50°C use the formula: $Q=Qn\ (\Delta t / 50)^{n}$
XX = finish code:
01 = Standard White colour code
6B = Wall Finished code
YY = Conn. Centre code in substitution, tables on next page.

Key Codes

Height — Colour code — Connection centre code in replacement

REN I 072 B | XX | IR | YY | AN

Width — Packing code

Accessories towel-holder

The towel-holder is a design accessory that can be positioned at the desired height even after the radiator has already been installed. This means RELAX can also be used as a towel warmer.
Available in 2 versions, Small (Fig. 1) and Large (Fig. 2) both with a polished chrome-plated finish.

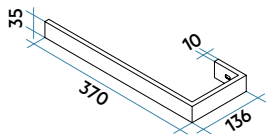

Fig. 1

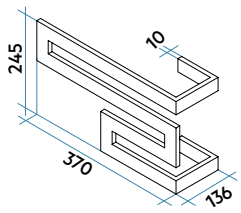

Fig. 2

RELAX RENOVA

Right or left side connection

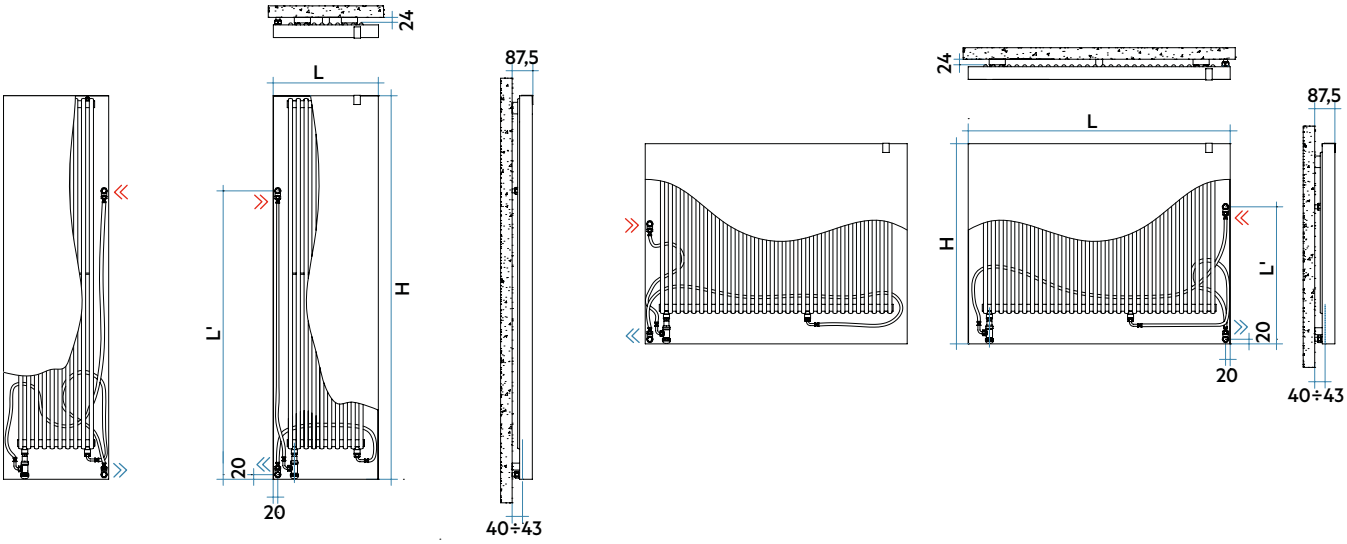

Centre distances available for the replacement of radiators with hydraulic connections on either the right or the left side

					Centre distances available divided according the height				
					Side Conn. centre	Side Conn. centre	Side Conn. centre	Side Conn. centre	Side Conn. centre
Model	**Code**	Height	Width	Δt=50°C	from 500 to 600 mm	from 601 to 800 mm	from 801 to 1600 mm	from 1601 to 1900 mm	from 1901 to 2000 mm
		H mm	L mm	**Watt**	Code	Code	Code	Code	Code
688 x 728	**RENI072B XX IR YY AN**	688	19,3	**682**	L1	✗	✗	✗	✗
688 x 932	**RENI093B XX IR YY AN**	688	24,4	**895**	L1	✗	✗	✗	✗
688 x 1136	**RENI113B XX IR YY AN**	688	29,4	**1.108**	L1	✗	✗	✗	✗
688 x 1272	**RENI127B XX IR YY AN**	688	32,8	**1.250**	L1	✗	✗	✗	✗
688 x 1476	**RENI147B XX IR YY AN**	688	37,9	**1.463**	L1	✗	✗	✗	✗
868 x 728	**RENH072B XX IR YY AN**	868	24,1	**850**	L1	L2	✗	✗	✗
868 x 932	**RENH093B XX IR YY AN**	868	30,6	**1.116**	L1	L2	✗	✗	✗
868 x 1136	**RENH113B XX IR YY AN**	868	37,2	**1.381**	L1	L2	✗	✗	✗
868 x 1272	**RENH127B XX IR YY AN**	868	41,5	**1.558**	L1	L2	✗	✗	✗
868 x 1476	**RENH147B XX IR YY AN**	868	48,0	**1.824**	L1	L2	✗	✗	✗
1663 x 456	**RENE045B XX IR YY AN**	1663	28,4	**928**	L1	L2	L3	✗	✗
1663 x 592	**RENE059B XX IR YY AN**	1663	37,2	**1.260**	L1	L2	L3	✗	✗
1663 x 728	**RENE072B XX IR YY AN**	1663	45,9	**1.591**	L1	L2	L3	✗	✗
1963 x 456	**REND045B XX IR YY AN**	1963	33,3	**1.060**	L1	L2	L3	L4	✗
1963 x 592	**REND059B XX IR YY AN**	1963	43,6	**1.439**	L1	L2	L3	L4	✗
1963 x 728	**REND072B XX IR YY AN**	1963	53,9	**1.817**	L1	L2	L3	L4	✗
2163 x 456	**RENC045B XX IR YY AN**	2163	36,5	**1.164**	L1	L2	L3	L4	L5
2163 x 592	**RENC059B XX IR YY AN**	2163	47,9	**1.580**	L1	L2	L3	L4	L5
2163 x 728	**RENC072B XX IR YY AN**	2163	59,3	**1.995**	L1	L2	L3	L4	L5

✔ = Conn. centre available - ✗ = Conn. centre not available

YY = Conn. centre code in substitution (Es:. Desired center distance 820 mm, insert word **L3**).

Key Codes

Height | Colour code | Connection centre code in replacement

REN I 072 B XX IR YY AN

Width | Packing code

Hidden hydraulic connection INCLUDED IN THE PRICE

RELAX RENOVA features the innovative hidden hydraulic connection system. This type of connection hides all valves from view to the advantage of the heating element's formal aspect. Another winning feature of this type of hydraulic connection is its easy installation. A valve and lockshield valve system connected to flexible hoses permits elevated installation flexibility renmaking the RELAX RENOVA ideal for any type of replacement.
RELAX RENOVA ideal for replacing products with side connections (from 500 to 2000 mm).
The concealed hydraulic connection with universal fitting M30 x 1.5 is thus already prepared for the installation of a thermostatic head (optional) or the innovative "NOW" temperature control system.
We advise installing the radiator at least 150 ÷ 200 mm above the floor.

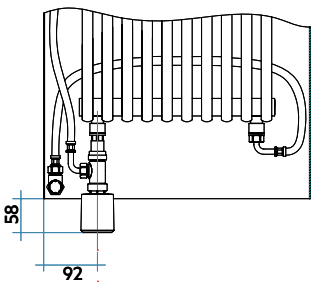

Bottom connection

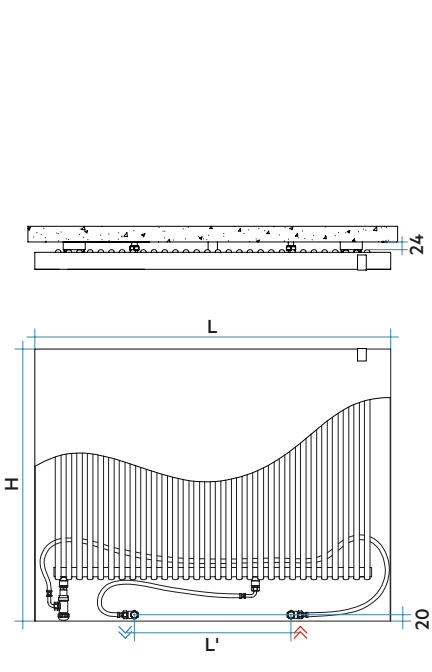

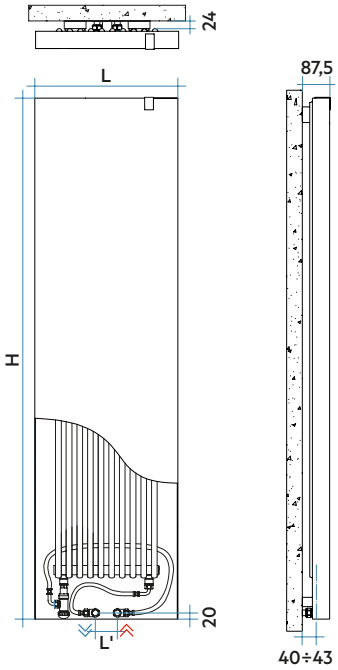

Centre distances available for the replacement of radiators with hydraulic connections from the bottom

					Centre distances available divided according to the bottom				
					Bottom Conn. centre	Bottom Conn. centre	Bottom Conn. centre	Bottom Conn. centre	Bottom Conn. centre
Model	**Code**	Height	Width	Δt=50°C	from 50 to 200 mm	from 201 to 320 mm	from 321 to 450 mm	from 451 to 500 mm	from 501 to 700 mm
		H mm	L mm	**Watt**	Code	Code	Code	Code	Code
688 x 728	**RENI072B XX IR YY AN**	688	19,3	**682**	S1	S2	S3	✗	✗
688 x 932	**RENI093B XX IR YY AN**	688	24,4	**895**	S1	S2	S3	S4	✗
688 x 1136	**RENI113B XX IR YY AN**	688	29,4	**1.108**	S1	S2	S3	S4	S5
688 x 1272	**RENI127B XX IR YY AN**	688	32,8	**1.250**	S1	S2	S3	S4	S5
688 x 1476	**RENI147B XX IR YY AN**	688	37,9	**1.463**	S1	S2	S3	S4	S5
868 x 728	**RENH072B XX IR YY AN**	868	24,1	**850**	S1	S2	S3	✗	✗
868 x 932	**RENH093B XX IR YY AN**	868	30,6	**1.116**	S1	S2	S3	S4	✗
868 x 1136	**RENH113B XX IR YY AN**	868	37,2	**1.381**	S1	S2	S3	S4	S5
868 x 1272	**RENH127B XX IR YY AN**	868	41,5	**1.558**	S1	S2	S3	S4	S5
868 x 1476	**RENH147B XX IR YY AN**	868	48,0	**1.824**	S1	S2	S3	S4	S5
1663 x 456	**RENE045B XX IR YY AN**	1663	28,4	**928**	S1	✗	✗	✗	✗
1663 x 592	**RENE059B XX IR YY AN**	1663	37,2	**1.260**	S1	S2	✗	✗	✗
1663 x 728	**RENE072B XX IR YY AN**	1663	45,9	**1.591**	S1	S2	S3	✗	✗
1963 x 456	**REND045B XX IR YY AN**	1963	33,3	**1.060**	S1	✗	✗	✗	✗
1963 x 592	**REND059B XX IR YY AN**	1963	43,6	**1.439**	S1	S2	✗	✗	✗
1963 x 728	**REND072B XX IR YY AN**	1963	53,9	**1.817**	S1	S2	S3	✗	✗
2163 x 456	**RENC045B XX IR YY AN**	2163	36,5	**1.164**	S1	✗	✗	✗	✗
2163 x 592	**RENC059B XX IR YY AN**	2163	47,9	**1.580**	S1	S2	✗	✗	✗
2163 x 728	**RENC072B XX IR YY AN**	2163	59,3	**1.995**	S1	S2	S3	✗	✗

✔ = Conn. centre available - ✗ = Conn. centre not available

YY = Conn. centre code in substitution (Es:. Desired center distance 400 mm, insert wording **S3**).

Key Codes

Height — Colour code — Connection centre code in replacement

REN I 072 B | XX | IR | YY | AN

Width — Packing code

Hidden hydraulic connection INCLUDED IN THE PRICE

RELAX RENOVA features the innovative hidden hydraulic connection system. This type of connection hides all valves from view to the advantage of the heating element's formal aspect. Another winning feature of this type of hydraulic connection is its easy installation. A valve and lockshield valve system connected to flexible hoses permits elevated installation flexibility making the RELAX RENOVA ideal for any type of replacement.
RELAX RENOVA ideal for replacing products with bottom connections (from 50 to 700 mm).
The concealed hydraulic connection with universal fitting M30 x 1.5 is thus already prepared for the installation of a thermostatic head (optional) or the innovative "NOW" temperature control system.
We advise installing the radiator at least 150 ÷ 200 mm above the floor.

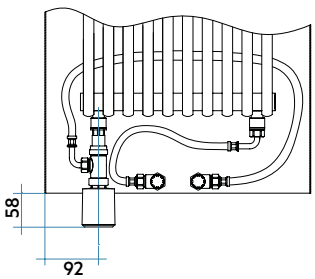

RELAX IMMAGINA
Opaque White finish (cod. J8).

RELAX IMMAGINA
height 2000 mm, lenght 600 mm. Opaque White finish (cod. J8).

Technical features:
- radiating panel
- 1/2" Gas right threading
- maximum working pressure 4 bar
- maximum working temperature 95°C

Price included:
- valve unit complete with couplings for copper (diameters 12, 14 and 15 mm) and multilayer (14 thick 2 and 16 thick 2)
- 4 wall supports
- LED lighting system optional
- air vent

Finishes available	Surcharge
Special finishes	-
Other RAL colors	+25% following feasibility study

Finishing codes see page 588.

RELAX IMMAGINA with led:
Represents the ideal combination of artistic design and colour effect, thanks to the wireless remote control it is possible to choose between a vast range of colours.

Hidden hydraulic connection INCLUDED IN THE PRICE

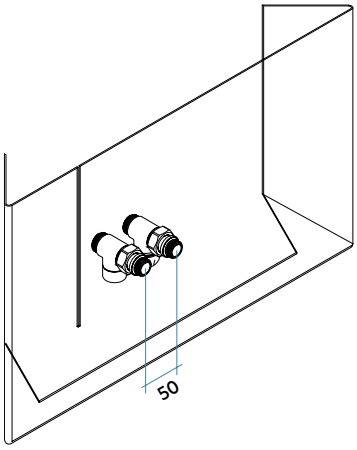

RELAX IMMAGINA features the innovative hidden hydraulic connection system.
This type of connection hides all valves from view to the advantage of the heating element's formal aspect.
Another winning feature of this type of hydraulic connection is its easy installation, thanks to the 50 mm pitch valve assembly pre-assembled and tested directly by IRSAP.
The concealed hydraulic connection with universal connection M30 x 1.5 is thus already prepared for the installation of a thermostatic head (optional).

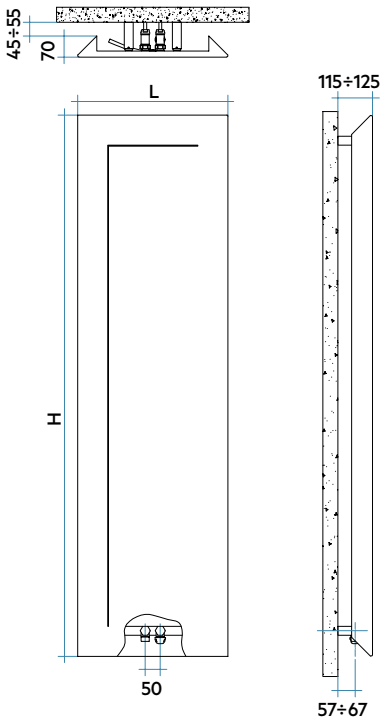

CE 08
EN442-1

Model	Code	Depth mm	Height H mm	Width L mm	Conn. c. L' mm	Weight Kg	Cap. lt	Potenza Termica Δt=50°C Btu/h	Δt=50°C **Watt**	Δt=40°C Watt	Δt=30°C **Watt (*)**	Δt=20°C Watt	Exp. n.	Price € Special Finishes	Price € Wall Finished
RELAX IMMAGINA S	**IMGL050B XX IR ANN**	70	1800	500	50	26,3	1,4	2.624	**769**	584	**410**	248	1,234	**1.783,00**	**2.229,00**
RELAX IMMAGINA L	**IMGE060B XX IR ANN**	70	2000	600	50	33,3	1,9	3.443	**1.009**	768	**540**	329	1,224	**1.953,00**	**2.441,00**
RELAX IMMAGINA S with LED	**IMGL050B XX IR ALN - LED-AA**	70	1800	500	50	26,3	1,4	2.624	**769**	584	**410**	248	1,234	**2.153,00**	**2.599,00**
RELAX IMMAGINA L with LED	**IMGE060B XX IR ALN - LED-AA**	70	2000	600	50	33,3	1,9	3.443	**1.009**	768	**540**	329	1,224	**2.323,00**	**2.811,00**

(*) Thanks to the high performance of Irsap RELAX IMMAGINA radiators, the ideal Δt for low temperature projects is Δt at 30°C.
For Δt different from 50°C use the formula: $Q=Qn\ (\Delta t / 50)^n$

Key Codes

RELAX IMMAGINA without LED option

Height — Color option code

IMG L 050 B | XX | IR ANN

Width — Packing code

RELAX IMMAGINA with LED option

Height — Color option code

IMG L 050 B | XX | IR ALN | LED-AA — Configuration option for product with LED

Width — Packing code



DESIGN

Radiators

Eclectic lines that go beyond traditional installations.
Technological perfection.
Painstaking attention to detail.
Perfect proportions in form and finish.
Irsap Design radiators are all this and more: products developed for unconventional homes and strong personality.

DEDALO	P.	248
FACE_AIR	P.	216
FACE ZERO_AIR	P.	220
IT IS	P.	240
M'AMA	P.	244
ORIMONO	P.	236
QUADRAQUA	P.	256
SEQUENZE	P.	252
STEP_B	P.	232
STEP_H	P.	228
STEP_V	P.	224
TESI CHROME-PLATED	P.	200
TESI JOIN	P.	208
TESI MEMORY	P.	204
TESI RUNNER	P.	212

TESI CHROME-PLATED
Chrome-plated finish (cod. 50).



TESI CHROME-PLATED
10 elements, height 2000 mm, lenght 474 mm. Chrome-plated finish (cod. 50).

Technical features:

- sheet steel tubes with diameter 25 mm
- moulded sheet steel manifolds
- element length 45 mm (element pitch)
- manifold top and bottom end threads 1/2" G right
- maximum allowed working pressure 10 bar
- maximum allowed working temperature 95°C

Price included:

- kit for fixing to the wall in a finish chrome-plated
- hydraulic connection kit (valve and lockshield valve) in chrome-plated finish
- chrome-plated vent valve kit
- kit of chrome-plated finished pipe covers
- 1 1/2" end plug complete with chrome-plated cover

N.B. The valves provided are a valve and lockshield valve in a angle version, complete with couplings for copper fittings (diameter 12, 14 and 15 mm), and multilayer pipes (14 thick 2 and 16 thick 2).

Finishes available	Surcharge
Chrome-plated (cod. 50)	-

CE 21 EN442-1 EN 442 EURONORM

TESI2 CHROME-PLATED

Model	Code	Depth	Height	Width	Conn. c.	Weight	Cap.	Thermal Power Δt=50°C		Δt=40°C	Δt=30°C	Δt=20°C	Exp.	Price
		mm	H mm	L mm	L' mm	Kg	lt	Btu/h	**Watt**	Watt	**Watt (*)**	Watt	n.	€
1800 08 el.	**RG 2 1800 08 50 IR 02 N**	65	1802	384	1735	26,6	13,1	2.714	**795**	591	**403**	235	1,329	**2.317,00**
1800 10 el.	**RG 2 1800 10 50 IR 02 N**	65	1802	474	1735	33,2	16,4	3.392	**994**	739	**504**	294	1,329	**2.734,00**
1800 12 el.	**RG 2 1800 12 50 IR 02 N**	65	1802	564	1735	39,8	19,7	4.070	**1.193**	887	**605**	353	1,329	**3.174,00**
2000 08 el.	**RG 2 2000 08 50 IR 02 N**	65	2002	384	1935	28,6	14,4	3.035	**890**	662	**454**	266	1,319	**2.330,00**
2000 10 el.	**RG 2 2000 10 50 IR 02 N**	65	2002	474	1935	35,8	18,0	3.794	**1.112**	828	**567**	332	1,319	**2.752,00**
2000 12 el.	**RG 2 2000 12 50 IR 02 N**	65	2002	564	1935	43,0	21,6	4.553	**1.334**	994	**680**	398	1,319	**3.182,00**

TESI3 CHROME-PLATED

Model	Code	Depth	Height	Width	Conn. c.	Weight	Cap.	Thermal Power Δt=50°C		Δt=40°C	Δt=30°C	Δt=20°C	Exp.	Price
		mm	H mm	L mm	L' mm	Kg	lt	Btu/h	**Watt**	Watt	**Watt (*)**	Watt	n.	€
1800 08 el.	**RG 3 1800 08 50 IR 02 N**	101	1802	384	1735	35,6	19,4	3.688	**1.081**	804	**550**	321	1,325	**2.338,00**
1800 10 el.	**RG 3 1800 10 50 IR 02 N**	101	1802	474	1735	44,5	24,3	4.610	**1.351**	1.005	**687**	401	1,325	**2.798,00**
1800 12 el.	**RG 3 1800 12 50 IR 02 N**	101	1802	564	1735	53,4	29,2	5.532	**1.621**	1.206	**824**	481	1,325	**3.252,00**
2000 08 el.	**RG 3 2000 08 50 IR 02 N**	101	2002	384	1935	38,7	21,4	4.190	**1.228**	915	**626**	367	1,318	**2.367,00**
2000 10 el.	**RG 3 2000 10 50 IR 02 N**	101	2002	474	1935	48,4	26,8	5.237	**1.535**	1.144	**783**	459	1,318	**2.820,00**
2000 12 el.	**RG 3 2000 12 50 IR 02 N**	101	2002	564	1935	58,1	32,2	6.284	**1.842**	1.373	**940**	551	1,318	**3.266,00**

(*) Thanks to the high performance of Irsap TESI CHROME-PLATED radiators, the ideal Δt for low temperature projects is Δt at 30°C.
For Δt different from 50°C use the formula: $Q=Qn\ (\Delta t / 50)^n$
Starting from 2010 sales, the whole range of TESI radiators is guaranteed for 10 years.
The chrome plating is guaranteed for the period of time established by law, in any case not less than 24 months.

Key Codes

Height — Number of elements — Hydraulic connection code. For different connections see figures and codes above

RG 2 1800 08 | 50 | IR | 02 | N

Number of columns — Chrome-plated finish code — Packing code

HYDRAULIC FITTINGS

The configurations available are:
1) **Cod. 02** Lateral and counterpoised connection (fig. 1 and 2)
2) **Cod. 08** Connection of first and last element with internal diaphragm (fig. 3)

Fig. 1



Cod. 02

Fig. 2

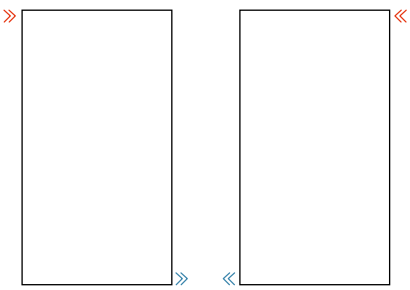

Cod. 02

Fig. 3



Cod. 08

TESI2 CHROME-PLATED

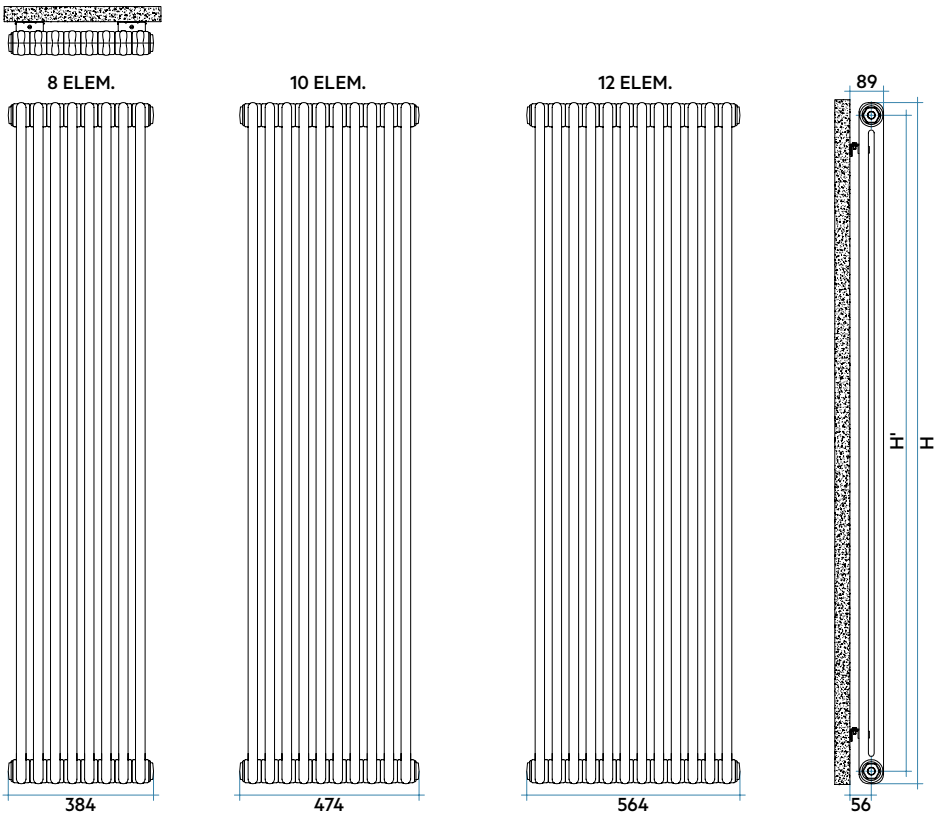

H mm	H' mm
1802	1735
2002	1935

TESI3 CHROME-PLATED

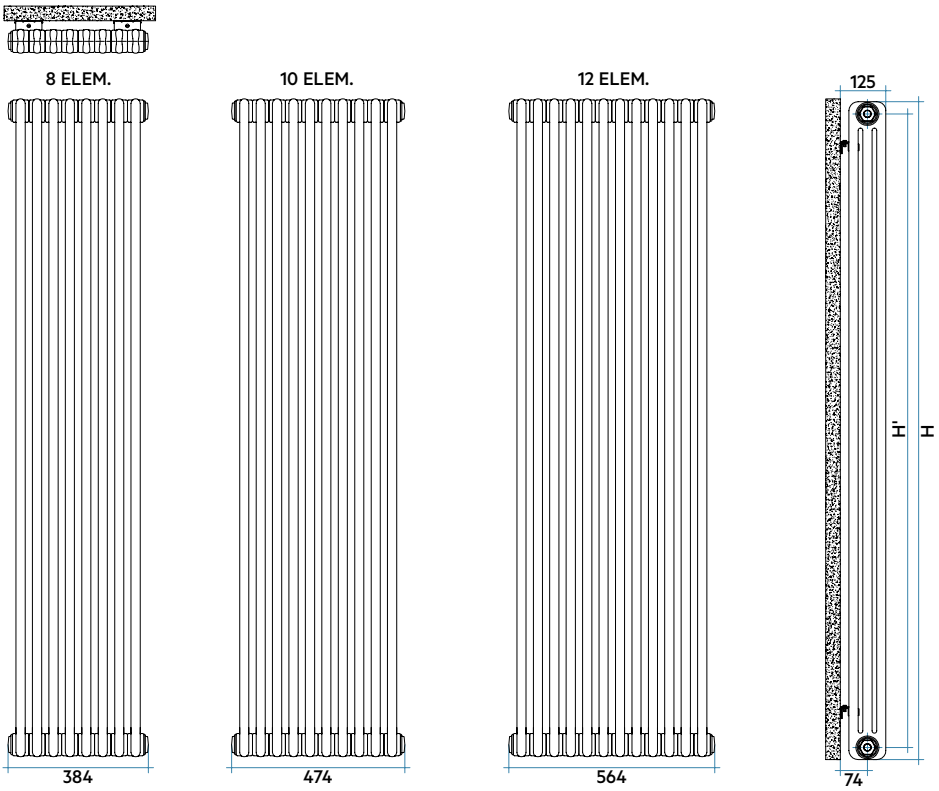

H mm	H' mm
1802	1735
2002	1935

TESI MEMORY
Sunstone finish (cod. 2D).

TESI MEMORY
8 elements, height 1800 mm, lenght 524 mm. Sunstone finish (cod. 2D).

Technical features:
- sheet steel tubes with diameter 25 mm
- moulded sheet steel manifolds
- element length 65 mm
- manifold top and bottom end threads 1/2" G right
- maximum allowed working pressure 10 bar
- maximum allowed working temperature 95°C

Price included:
- kit for fixing to the wall in a finish coordinated with the radiator
- hydraulic connection kit (valve and lockshield valve) in a finish coordinated with the radiator
- chrome-plated vent valve kit
- kit of pipe covers and hole cover kit (rosettes)
- 1 1/2" end plug complete with chrome-plated cover

N.B. The valves provided are a valve and lockshield valve in a angle version or angle valve assembly with pitch 50 mm for versions with a 50 mm connection, complete with couplings for copper fittings (diameter 12, 14 and 15 mm), and multilayer pipes (14 thick 2 and 16 thick 2).

Finishes available	Surcharge
Standard White	-
Classic finishes	-
Special finishes	-
Loft finishes (cod. TR)	-
Other RAL colors	+25% following feasibility study

Finishing codes see page 588.

HYDRAULIC FITTINGS

The configurations available are:
1) **Cod. 02** Lateral and counterpoised connection (fig. 1 and 2)
2) **Cod. 08** and **60** Connection of first and last element with internal diaphragm (fig. 3 and 4)
3) **Cod. 18** Connection with 50 mm connection center (right or left) with internal diaphragm (fig. 5 and 6)
4) **Cod. 50** Connection centered on the unit with 50 mm connection center (fig. 7)

Fig. 1



Cod. 02

Fig. 2

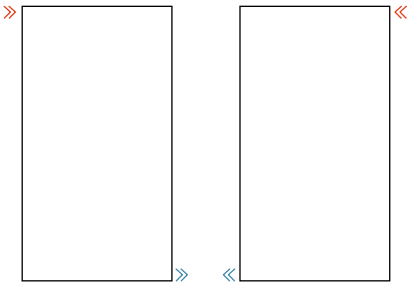

Cod. 02

Fig. 3



Cod. 08

Fig. 4



Cod. 60

Fig. 5



Cod. 18

Fig. 6



Cod. 18

Fig. 7



Cod. 50

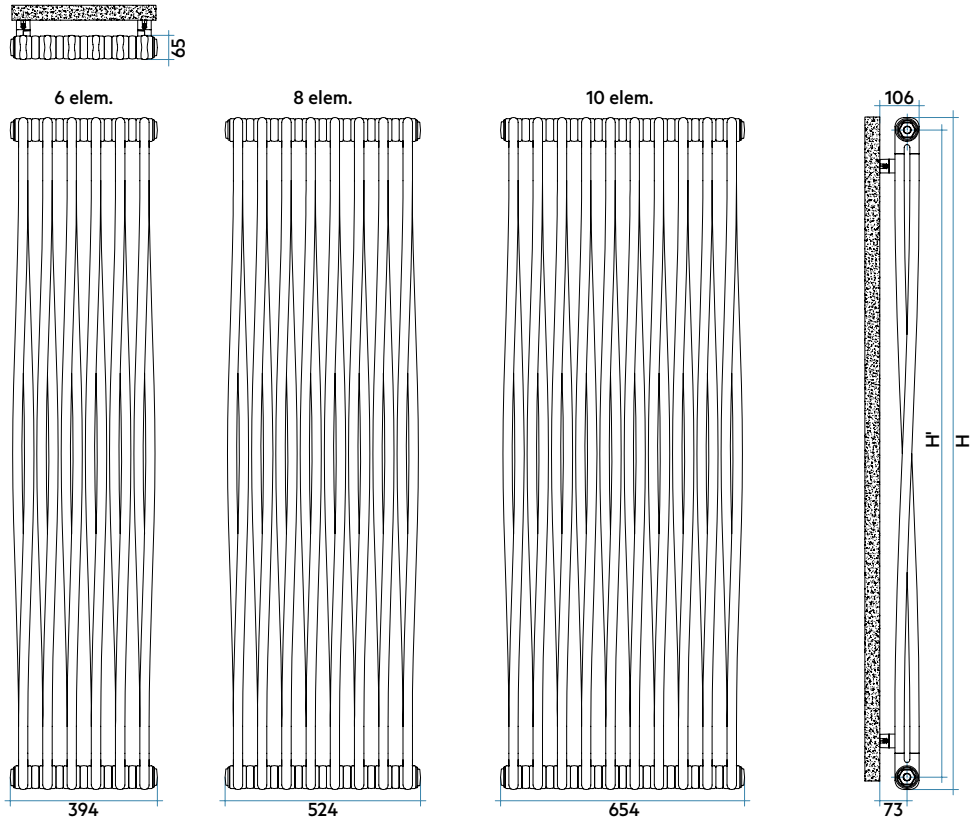

H mm	H' mm
1802	1735
2002	1935

CE 01 EN442-1 EN 442 EUROPEAN NORM

Model	Code	Depth	Height	Width	Conn. c.	Weight	Cap.	Thermal Power Δt=50°C		Δt=40°C	Δt=30°C	Δt=20°C	Exp.	White - Classic Special	Finishes Loft TR
		mm	H mm	L mm	L' mm	Kg	lt	Btu/h	**Watt**	Watt	**Watt (*)**	Watt	n.	€	€
1800 06 el.	**RM 2 1800 06 XX IR 02 N**	65	1802	394	1735	15,2	10,5	3.059	**896**	669	**459**	270	1,311	**937,00**	**1.311,00**
1800 08 el.	**RM 2 1800 08 XX IR 02 N**	65	1802	524	1735	20,3	14,0	4.078	**1.195**	892	**612**	360	1,311	**949,00**	**1.323,00**
1800 10 el.	**RM 2 1800 10 XX IR 02 N**	65	1802	654	1735	25,4	17,5	5.098	**1.494**	1.115	**765**	450	1,311	**961,00**	**1.337,00**
2000 06 el.	**RM 2 2000 06 XX IR 02 N**	65	2002	394	1935	16,8	11,5	3.392	**994**	743	**510**	301	1,306	**1.000,00**	**1.375,00**
2000 08 el.	**RM 2 2000 08 XX IR 02 N**	65	2002	524	1935	22,4	15,4	4.523	**1.326**	990	**680**	401	1,306	**1.042,00**	**1.416,00**
2000 10 el.	**RM 2 2000 10 XX IR 02 N**	65	2002	654	1935	28,0	19,2	5.654	**1.657**	1.238	**850**	501	1,306	**1.054,00**	**1.428,00**

(*) Thanks to the high performance of Irsap TESI MEMORY radiators, the ideal Δt for low temperature projects is Δt at 30°C.
For Δt different from 50°C use the formula: $Q=Qn\ (\Delta t / 50)^n$
Starting from 2010 sales, the whole range of TESI radiators is guaranteed for 10 years.

Key Codes

Height — Number of elements — Hydraulic connection code. For different connections see figures and codes above

RM 2 1800 06 | XX | IR | 02 | N

Number of columns — Color option code — Packing code



TESI JOIN
Matt Blue Dove finish (cod. 4P).

TESI JOIN
10 elements, height 2000 mm, lenght 481 mm. Matt Blue Dove finish (cod. 4P).

Technical features:
- sheet steel tubes with diameter 25 mm;
- moulded sheet steel manifolds;
- element length 45 mm;
- manifold top and bottom end threads 1/2" G right;
- maximum allowed working pressure 10 bar;
- maximum allowed working temperature 95°C.

Finishes available	Surcharge
Standard White	-
Classic finishes	-
Special finishes	-
Loft finishes (cod. TR)	-
Other RAL colors	+25% following feasibility study

Finishing codes see page 588.

Price included:
- kit for fixing to the wall in a finish coordinated with the radiator
- hydraulic connection kit (valve and lockshield valve) in a finish coordinated with the radiator
- chrome-plated vent valve kit
- kit of pipe covers and hole cover kit (rosettes)
- 1 1/2" end plug complete with chrome-plated cover

N.B. The valves provided are a valve and lockshield valve in a angle version or angle valve assembly with pitch 50 mm for versions with a 50 mm connection, complete with couplings for copper fittings (diameter 12, 14 and 15 mm), and multilayer pipes (14 thick 2 and 16 thick 2).

HYDRAULIC FITTINGS

The configurations available are:
1) **Cod. 02** Lateral and counterpoised connection (fig. 1 and 2)
2) **Cod. 08** and **60** Connection of first and last element with internal diaphragm (fig. 3 and 4)
3) **Cod. 18** and **53** Connection with 50 mm connection center (right or left) with internal diaphragm (fig. 5 and 6)
4) **Cod. 50** Connection centered on the unit with 50 mm connection center (fig. 7)

Fig. 1



Cod. 02

Fig. 2

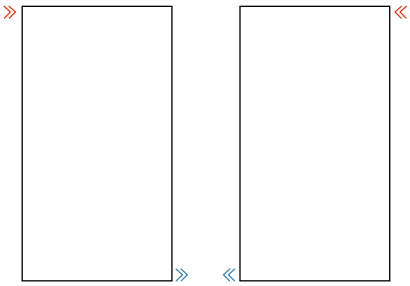

Cod. 02

Fig. 3



Cod. 08

Fig. 4



Cod. 60

Fig. 5



Cod. 18

Fig. 6



Cod. 53

Fig. 7



Cod. 50

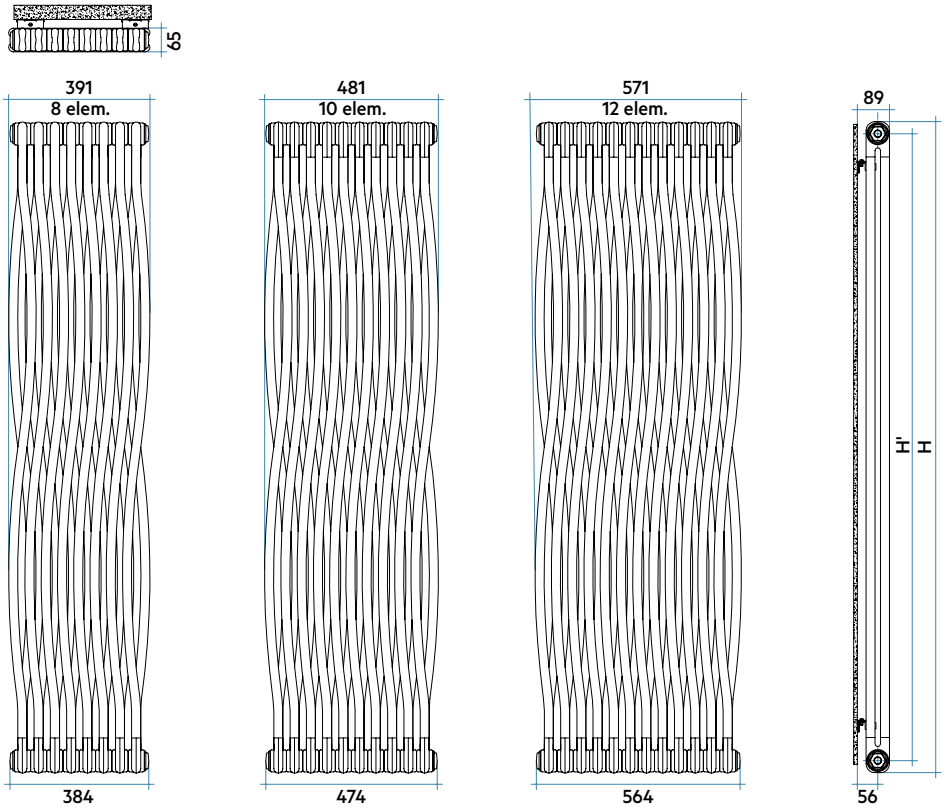

H mm	H' mm
1802	1735
2002	1935

CE 01 EN442-1 EN 442 EURONORM

Model	Code	Depth	Height	Width	Conn. c.	Weight	Cap.	Thermal Power Δt=50°C		Δt=40°C	Δt=30°C	Δt=20°C	Exp.	White - Classic Special	Finishes Loft TR
		mm	H mm	L mm	L' mm	Kg	lt	Btu/h	**Watt**	Watt	**Watt (*)**	Watt	n.	€	€
1800 08 el.	**RJ 2 1800 08 XX IR 02 N**	65	1802	391	1735	19,3	13,1	2.918	**994**	739	**504**	294	1,329	**771,00**	**1.079,00**
1800 10 el.	**RJ 2 1800 10 XX IR 02 N**	65	1802	481	1735	24,1	16,4	3.647	**1.243**	924	**630**	368	1,329	**816,00**	**1.125,00**
1800 12 el.	**RJ 2 1800 12 XX IR 02 N**	65	1802	571	1735	28,9	19,7	4.376	**1.492**	1.109	**756**	442	1,329	**871,00**	**1.179,00**
2000 08 el.	**RJ 2 2000 08 XX IR 02 N**	65	2002	391	1935	21,4	14,4	3.263	**1.112**	829	**567**	332	1,319	**787,00**	**1.094,00**
2000 10 el.	**RJ 2 2000 10 XX IR 02 N**	65	2002	481	1935	26,7	18,0	4.079	**1.390**	1.036	**709**	415	1,319	**833,00**	**1.141,00**
2000 12 el.	**RJ 2 2000 12 XX IR 02 N**	65	2002	571	1935	32,0	21,6	4.895	**1.668**	1.243	**851**	498	1,319	**889,00**	**1.198,00**

(*) Thanks to the high performance of Irsap TESI JOIN radiators, the ideal Δt for low temperature projects is Δt at 30°C.
For Δt different from 50°C use the formula: $Q=Qn\ (\Delta t / 50)^n$
Starting from 2010 sales, the whole range of TESI radiators is guaranteed for 10 years.

Key Codes

Height — Number of elements — Hydraulic connection code. For different connections see figures and codes above

RJ 2 1800 08 | XX | IR | 02 | N

Number of columns — Color option code — Packing code

TESI RUNNER
12 elements, height 1800 mm, lenght 391 mm.
Quartz 1 finish (cod. 1C).

TESI RUNNER
Quartz 1 finish (cod. 1C).

Technical features:
- sheet steel tubes with diameter 25 mm;
- moulded sheet steel manifolds;
- element length 45 mm;
- manifold top and bottom end threads 1/2" G right;
- maximum allowed working pressure 10 bar;
- maximum allowed working temperature 95°C.

Finishes available	Surcharge
Standard White	-
Classic finishes	-
Special finishes	-
Loft finishes (cod. TR)	-
Other RAL colors	+25% following feasibility study

Finishing codes see page 588.

Price included:
- kit for fixing to the wall in a finish coordinated with the radiator
- hydraulic connection kit (valve and lockshield valve) in a finish coordinated with the radiator
- chrome-plated vent valve kit
- kit of pipe covers and hole cover kit (rosettes)
- 1 1/2" end plug complete with chrome-plated cover

N.B. The valves provided are a valve and lockshield valve in a angle version or angle valve assembly with pitch 50 mm for versions with a 50 mm connection, complete with couplings for copper fittings (diameter 12, 14 and 15 mm), and multilayer pipes (14 thick 2 and 16 thick 2).

HYDRAULIC FITTINGS

The configurations available are:
1) **Cod. 02** Lateral and counterpoised connection (fig. 1 and 2)
2) **Cod. 08 and 60** Connection of first and last element with internal diaphragm (fig. 3 and 4)
3) **Cod. 18 and 53** Connection with 50 mm connection center (right or left) with internal diaphragm (fig. 5 and 6)
4) **Cod. 50** Connection centered on the unit with 50 mm connection center (fig. 7)

Fig. 1



Cod. 02

Fig. 2

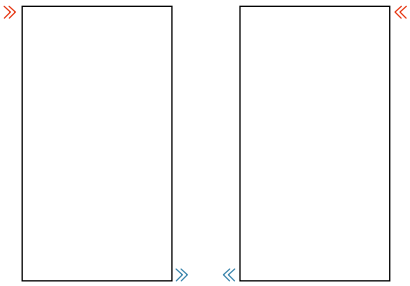

Cod. 02

Fig. 3



Cod. 08

Fig. 4



Cod. 60

Fig. 5



Cod. 18

Fig. 6



Cod. 53

Fig. 7



Cod. 50

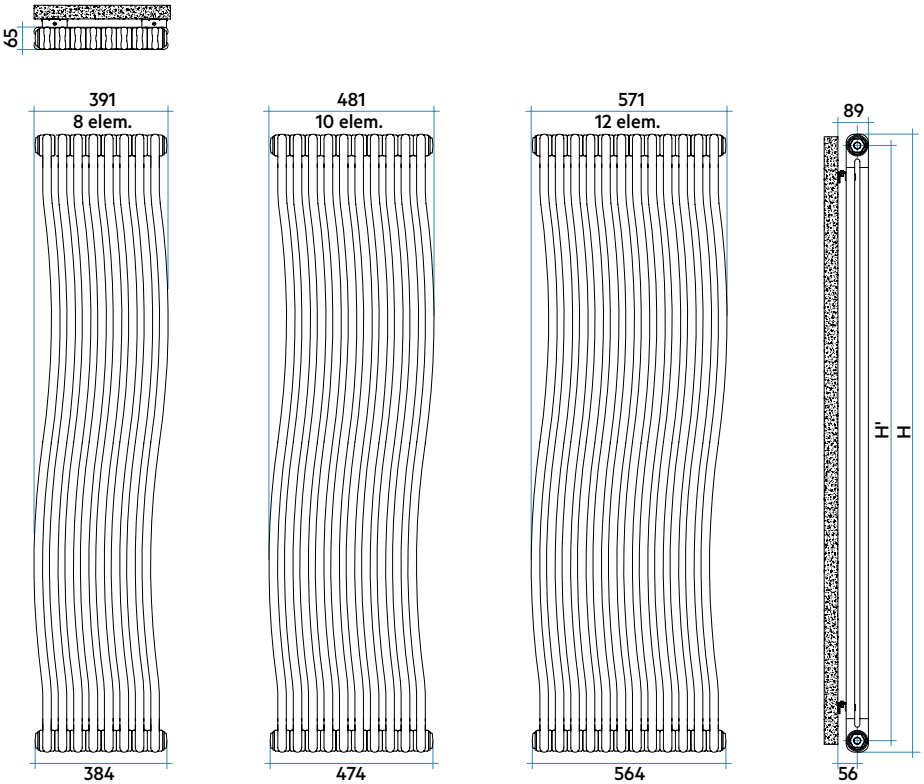

H mm	H' mm
1802	1735
2002	1935

CE 01 EN442-1 EN 442 EURONORM

Model	Code	Depth	Height	Width	Conn. c.	Weight	Cap.	Thermal Power Δt=50°C		Δt=40°C	Δt=30°C	Δt=20°C	Exp.	White - Classic Special	Finishes Loft TR
		mm	H mm	L mm	L' mm	Kg	lt	Btu/h	**Watt**	Watt	**Watt (*)**	Watt	n.	€	€
1800 08 el.	**RN 2 1800 08 XX IR 02 N**	65	1802	391	1735	19,3	13,1	2.918	**994**	739	**504**	294	1,329	**743,00**	**1.041,00**
1800 10 el.	**RN 2 1800 10 XX IR 02 N**	65	1802	481	1735	24,1	16,4	3.647	**1.243**	924	**630**	368	1,329	**790,00**	**1.087,00**
1800 12 el.	**RN 2 1800 12 XX IR 02 N**	65	1802	571	1735	28,9	19,7	4.376	**1.492**	1.109	**756**	442	1,329	**845,00**	**1.142,00**
2000 08 el.	**RN 2 2000 08 XX IR 02 N**	65	2002	391	1935	21,4	14,4	3.263	**1.112**	829	**567**	332	1,319	**770,00**	**1.066,00**
2000 10 el.	**RN 2 2000 10 XX IR 02 N**	65	2002	481	1935	26,7	18,0	4.079	**1.390**	1.036	**709**	415	1,319	**810,00**	**1.107,00**
2000 12 el.	**RN 2 2000 12 XX IR 02 N**	65	2002	571	1935	32,0	21,6	4.895	**1.668**	1.243	**851**	498	1,319	**866,00**	**1.163,00**

(*) Thanks to the high performance of Irsap TESI RUNNER radiators, the ideal Δt for low temperature projects is Δt at 30°C.
For Δt different from 50°C use the formula: $Q=Qn\ (\Delta t / 50)^n$
Starting from 2010 sales, the whole range of TESI radiators is guaranteed for 10 years.

Key Codes

Height — Number of elements — Hydraulic connection code. For different connections see figures and codes above

RN 2 1800 08 | XX | IR | 02 | N

Number of columns — Color option code — Packing code

FACE_AIR
Stainless Steel - Fabric Blue finish (cod. 1G).

Designed by Antonio Citterio with Sergio Brioschi

FACE_AIR
height 1800 mm, lenght 600 mm. Stainless Steel - Fabric Blue finish (cod. 1G).

Technical features:
- radiating panel
- 1/2" Gas right threading
- maximum working pressure 4 bar
- maximum working temperature 95°C
- radial fans with low fuel motors

Price included:
- 2 lockshield valves 1/2" M 1/2" F – FE connection
- flexible pipes for ease of installation
- wall fastening system
- power supply unit
- modulating thermostatic head

Finishes available	Surcharge
Standard White	-
Classic finishes	-
Special finishes	- (except for cod. J4)
Other RAL colors	+25% following feasibility study

Finishing codes see page 588.

							Thermal Power					
Model	Depth	Height	Width	Conn. centre	Weight	Capacity	Δt=50°C		Δt=40°C	Δt=30°C	Δt=20°C	Exp.
	mm	H mm	L mm	L' mm	Kg	lt	Btu/h	**Watt**	Watt	**Watt (*)**	Watt	n.
FACE_AIR 1600 x 500	75	1597	500	50	31,9	1,2	2.559	**750**	569	**398**	241	1,240
FACE_AIR 1600 x 600	75	1597	598	50	38,8	1,6	3.412	**1.000**	760	**533**	324	1,230
FACE_AIR 1800 x 500	75	1797	500	50	36,7	1,4	3.207	**940**	713	**499**	302	1,240
FACE_AIR 1800 x 600	75	1797	598	50	43,6	1,8	4.163	**1.220**	927	**651**	395	1,230

(*) Thanks to the high performance of Irsap FACE_AIR radiators, the ideal Δt for low temperature projects is Δt at 30°C.
For Δt different from 50°C use the formula: $Q=Qn\ (\Delta t / 50)^n$

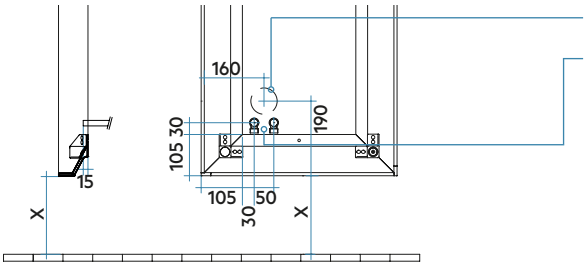

ELECTRIC CONNECTION

HYDRAULIC CONNECTION (only for wall outlet)
To connect the radiator to the system, the 50 mm hydraulic couplings must have G 1/2" male threaded pipes.

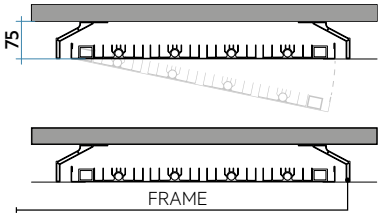

Radiator with book-type opening(3), magnetic closing, and invisible hydraulic connections.

Painted aluminium frame

x = Height minimum recommended from the ground (> 150 mm)

FACE FINISHES

The personality of the exclusive stainless steel finishes proposed by Studio Citterio represents a calibrated combination of design, color, and form. High quality standards are guaranteed by the use of the best international brands of eco-friendly epoxy resins and one of the largest high-tech painting systems in Europe.

PLATE	FRAME	PLATE	FRAME	PLATE	FRAME	PLATE	FRAME
Stainless Steel Fabric Blue Cod. 1G	**Deep Blue** Cod. 2F	**Stainless Steel Dots Black** Cod. 2G	**Black** Cod. 10	**Stainless Steel Satin Black** Cod. 3G	**Black** Cod. 10	**Stainless Steel Glossy Linen** Cod. 4G	**Standard White** Cod. 01

STANDARD FINISHES

See Irsap Colour Chart (page 588), Classic and Special Finishes (except for cod. J4).

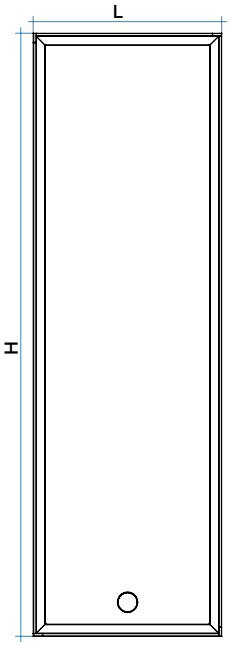

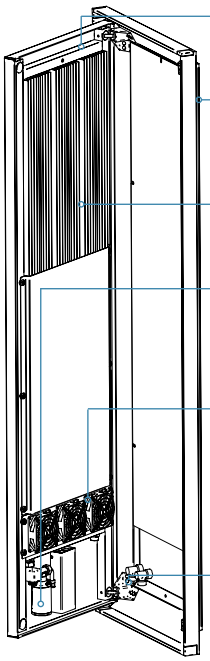

RADIATING PANEL

Radiating panel in varnished steel or with exclusive stainless steel (AISI304) finishes.

FRAME

The painted steel cornice with exclusive design ensures perfect air distribution while always guaranteeing the highest efficiency at the same time.

INTERNAL ELEMENTS

Concealed convection elements in aluminium with a high heat exchange coefficient.

TEMPERATURE MANAGEMENT

Smart temperature monitoring thanks to the double air and water probes and to the NOW System technology.

VENTILATION

Ventilating section composed of radial fans with energy-saving brushless motors. The electronic control unit fitted on board autonomously manages all the radiator functions with a smart control system that ensures the best performances.

HINGES

The FACE range comes with an opening on the left column that permits easy access for cleaning. The opening can also be positioned on the right side during installation[1]

[1] The radiator is standard supplied with left-hand opening, which during installation can be easily inverted by following the instructions provided in the User's Manual.

CE 21 EN442-1 EN 442 EURONORM

Model	Radiating Panel	Frame	Code	Price (Euro)
1600 x 500	Painted version: finishes IRSAP Standard, Classic and Special		**FCV L 050 B XX IR ANS**	**2.218,00**
	Stainless Steel - Fabric Blue	Deep Blue	**FCV L 050 B 1G IR ANS**	**3.058,00**
	Stainless Steel - Dots Black	Black	**FCV L 050 B 2G IR ANS**	**3.058,00**
	Stainless Steel - Satin Black	Black	**FCV L 050 B 3G IR ANS**	**3.058,00**
	Stainless Steel - Glossy Linen	Standard White	**FCV L 050 B 4G IR ANS**	**3.058,00**
1600 x 600	Painted version: finishes IRSAP Standard, Classic and Special		**FCV L 060 B XX IR ANS**	**2.337,00**
	Stainless Steel - Fabric Blue	Deep Blue	**FCV L 060 B 1G IR ANS**	**3.177,00**
	Stainless Steel - Dots Black	Black	**FCV L 060 B 2G IR ANS**	**3.177,00**
	Stainless Steel - Satin Black	Black	**FCV L 060 B 3G IR ANS**	**3.177,00**
	Stainless Steel - Glossy Linen	Standard White	**FCV L 060 B 4G IR ANS**	**3.177,00**
1800 x 500	Painted version: finishes IRSAP Standard, Classic and Special		**FCV E 050 B XX IR ANS**	**2.516,00**
	Stainless Steel - Fabric Blue	Deep Blue	**FCV E 050 B 1G IR ANS**	**3.298,00**
	Stainless Steel - Dots Black	Black	**FCV E 050 B 2G IR ANS**	**3.298,00**
	Stainless Steel - Satin Black	Black	**FCV E 050 B 3G IR ANS**	**3.298,00**
	Stainless Steel - Glossy Linen	Standard White	**FCV E 050 B 4G IR ANS**	**3.298,00**
1800 x 600	Painted version: finishes IRSAP Standard, Classic and Special		**FCV E 060 B XX IR ANS**	**2.636,00**
	Stainless Steel - Fabric Blue	Deep Blue	**FCV E 060 B 1G IR ANS**	**3.416,00**
	Stainless Steel - Dots Black	Black	**FCV E 060 B 2G IR ANS**	**3.416,00**
	Stainless Steel - Satin Black	Black	**FCV E 060 B 3G IR ANS**	**3.416,00**
	Stainless Steel - Glossy Linen	Standard White	**FCV E 060 B 4G IR ANS**	**3.416,00**

XX = Colour code and finishes (see finishes on previous page)

Key Codes

Height — Color option code

FCV L 050 B XX IR ANS

Width — Packing code

FACE ZERO_AIR
Sablé finish (cod. Y4).

Designed by Antonio Citterio with Sergio Brioschi

FACE ZERO_AIR
height 1800 mm, lenght 600 mm. Sablé finish (cod. Y4).

Technical features:
- radiating panel
- 1/2" Gas right threading
- maximum working pressure 4 bar
- maximum working temperature 95°C
- radial fans with low fuel motors

Price included:
- 2 lockshield valves 1/2" M 1/2" F – FE connection
- flexible pipes for ease of installation
- wall fastening system
- power supply unit
- modulating thermostatic head

Finishes available	Surcharge
Standard White	-
Classic finishes	-
Special finishes	- (except for cod. J4)
Other RAL colors	+25% following feasibility study

Finishing codes see page 588.

Model	Depth	Height	Width	Conn. centre	Weight	Capacity	Thermal Power Δt=50°C		Δt=40°C	Δt=30°C	Δt=20°C	Exp.
	mm	H mm	L mm	L' mm	Kg	lt	Btu/h	**Watt**	Watt	**Watt (*)**	Watt	n.
FACE ZERO_AIR 1600 x 500	75	1597	500	50	31,9	1,2	2.559	**750**	569	**398**	241	1,240
FACE ZERO_AIR 1600 x 600	75	1597	598	50	38,8	1,6	3.412	**1.000**	760	**533**	324	1,230
FACE ZERO_AIR 1800 x 500	75	1797	500	50	36,7	1,4	3.207	**940**	713	**499**	302	1,240
FACE ZERO_AIR 1800 x 600	75	1797	598	50	43,6	1,8	4.163	**1.220**	927	**651**	395	1,230

(*) Thanks to the high performance of Irsap FACE ZERO_AIR radiators, the ideal Δt for low temperature projects is Δt at 30°C.
For Δt different from 50°C use the formula: $Q=Qn\ (\Delta t / 50)^n$

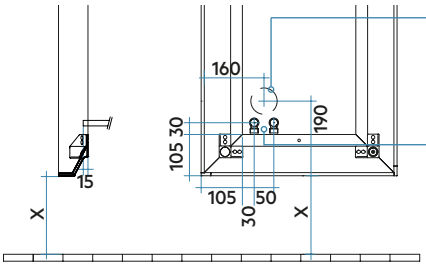

ELECTRIC CONNECTION

HYDRAULIC CONNECTION (only for wall outlet)
To connect the radiator to the system, the 50 mm hydraulic couplings must have G 1/2" male threaded pipes.

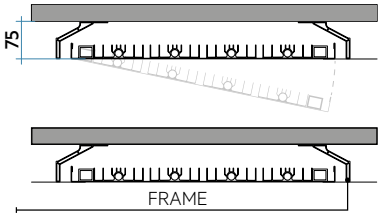

Radiator with book-type opening(3), magnetic closing, and invisible hydraulic connections.

Painted aluminium frame

x = Height minimum recommended from the ground (> 150 mm)

For FACE ZERO_AIR wall mounting, the wall insertion frame must be installed first. After the frame has been correctly installed and the FACE_ZERO_AIR has been inserted, the radiator protrudes from the wall by only 1.5 mm.

FACE FINISHES

The personality of the exclusive stainless steel finishes proposed by Studio Citterio represents a calibrated combination of design, color, and form. High quality standards are guaranteed by the use of the best international brands of eco-friendly epoxy resins and one of the largest high-tech painting systems in Europe.

PLATE	FRAME	PLATE	FRAME	PLATE	FRAME	PLATE	FRAME
Stainless Steel Fabric Blue Cod. 1G	**Deep Blue** Cod. 2F	**Stainless Steel Dots Black** Cod. 2G	**Black** Cod. 10	**Stainless Steel Satin Black** Cod. 3G	**Black** Cod. 10	**Stainless Steel Glossy Linen** Cod. 4G	**Standard White** Cod. 01

STANDARD FINISHES

See Irsap Colour Chart (page 588), Classic and Special Finishes (except for cod. J4).

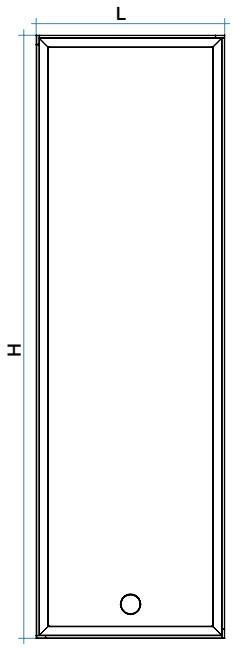

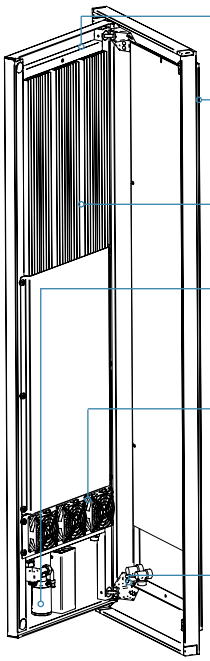

RADIATING PANEL

Radiating panel in varnished steel or with exclusive stainless steel (AISI304) finishes.

FRAME

The painted steel cornice with exclusive design ensures perfect air distribution while always guaranteeing the highest efficiency at the same time.

INTERNAL ELEMENTS

Concealed convection elements in aluminium with a high heat exchange coefficient.

TEMPERATURE MANAGEMENT

Smart temperature monitoring thanks to the double air and water probes and to the NOW System technology.

VENTILATION

Ventilating section composed of radial fans with energy-saving brushless motors. The electronic control unit fitted on board autonomously manages all the radiator functions with a smart control system that ensures the best performances.

HINGES

The FACE range comes with an opening on the left column that permits easy access for cleaning. The opening can also be positioned on the right side during installation[1]

[1] The radiator is standard supplied with left-hand opening, which during installation can be easily inverted by following the instructions provided in the User's Manual.

Wall insertion frame

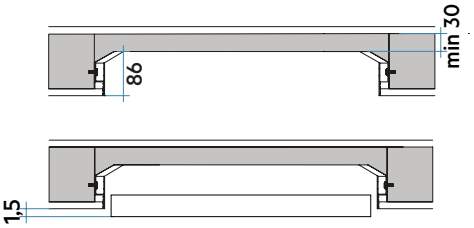

Model	Height mm	Width mm	Depth mm	Code	Price €
FACE ZERO - 1600x500 mm	1628	532	86	**TEFC16050**	152,00
FACE ZERO - 1600x600 mm	1628	630	86	**TEFC16060**	152,00
FACE ZERO - 1800x500 mm	1828	532	86	**TEFC18050**	152,00
FACE ZERO - 1800x600 mm	1828	630	86	**TEFC18060**	152,00

CE 21 EN442-1 EN 442 EURONORM

Model	Radiating Panel	Frame	Code	Price (Euro)
1600 x 500	Painted version: finishes IRSAP Standard, Classic and Special		**FCV L 050 B XX IR ANI**	2.218,00
	Stainless Steel - Fabric Blue	Deep Blue	**FCV L 050 B 1G IR ANI**	3.058,00
	Stainless Steel - Dots Black	Black	**FCV L 050 B 2G IR ANI**	3.058,00
	Stainless Steel - Satin Black	Black	**FCV L 050 B 3G IR ANI**	3.058,00
	Stainless Steel - Glossy Linen	Standard White	**FCV L 050 B 4G IR ANI**	3.058,00
1600 x 600	Painted version: finishes IRSAP Standard, Classic and Special		**FCV L 060 B XX IR ANI**	2.337,00
	Stainless Steel - Fabric Blue	Deep Blue	**FCV L 060 B 1G IR ANI**	3.177,00
	Stainless Steel - Dots Black	Black	**FCV L 060 B 2G IR ANI**	3.177,00
	Stainless Steel - Satin Black	Black	**FCV L 060 B 3G IR ANI**	3.177,00
	Stainless Steel - Glossy Linen	Standard White	**FCV L 060 B 4G IR ANI**	3.177,00
1800 x 500	Painted version: finishes IRSAP Standard, Classic and Special		**FCV E 050 B XX IR ANI**	2.516,00
	Stainless Steel - Fabric Blue	Deep Blue	**FCV E 050 B 1G IR ANI**	3.298,00
	Stainless Steel - Dots Black	Black	**FCV E 050 B 2G IR ANI**	3.298,00
	Stainless Steel - Satin Black	Black	**FCV E 050 B 3G IR ANI**	3.298,00
	Stainless Steel - Glossy Linen	Standard White	**FCV E 050 B 4G IR ANI**	3.298,00
1800 x 600	Painted version: finishes IRSAP Standard, Classic and Special		**FCV E 060 B XX IR ANI**	2.636,00
	Stainless Steel - Fabric Blue	Deep Blue	**FCV E 060 B 1G IR ANI**	3.416,00
	Stainless Steel - Dots Black	Black	**FCV E 060 B 2G IR ANI**	3.416,00
	Stainless Steel - Satin Black	Black	**FCV E 060 B 3G IR ANI**	3.416,00
	Stainless Steel - Glossy Linen	Standard White	**FCV E 060 B 4G IR ANI**	3.416,00

XX = Colour code and finishes (see finishes on previous page)

Key Codes

Height — Color option code

FCV L 050 B | XX | IR | ANI

Width — Packing code

GERMAN DESIGN AWARD GOLD 2019

miaw Music International Awards 2018 WINNER

archiproducts DESIGN AWARDS — WINNER 2017

reddot award 2017 winner

iF DESIGN AWARD 2017

STEP_V VERTICAL
Medium Grey finish (cod. 4D).

Designed by Antonio Citterio with Sergio Brioschi

STEP_V VERTICALE
6 elements, height 2000 mm, lenght 670 mm. Medium Grey finish (cod. 4D).

Technical features:
- flattened pipes in aluminium, 70 mm height
- maximum working pressure 4 bar
- maximum working temperature 95°C

Price included:
- wall fixing systems the same finish as the radiator
- 2 hidden vent valves of 1/2" and valve caps
- pre-mounted hydraulic connection kit in the same finish as the radiator, complete with couplings for copper fittings (diameter 12, 14 and 15 mm), and multilayer pipes (14 x 2 thick and 16 x 2 thick)

Finishes available	Surcharge
Black Chrome (cod. 2E)	-
Chrome-plated (cod. 50)	-
Pearl White (cod. 16)	-
Quartz 1 (cod. 1C)	-
Quartz 2 (cod. 2C)	-
Sablé (cod. Y4)	-
Sunstone (cod. 2D)	-
Tobacco Brown (cod. 1B)	-
Flame Red (cod. 7D)	-
Purple Blue (cod. 1D)	-
Azurite 3 (cod. 6C)	-
Medium Grey (cod. 4D)	-
Pearl Grey (cod. L6)	-
Hammered Grey Metallic (cod. 32)	-
Graphite Black (cod. 18)	-
Satin Black (cod. 30)	-

STEP FINISHES

Each individual element of the heating body is pretreated with a process of grinding and polishing.
After a careful quality control, every component is sent to the chrome plating or painting department according to the finish chosen.
The finishes are chrome made with environmentally friendly trivalent chromium, a manufacturing process that meets the most stringent regulatory protocols.
The finishes Black Chrome undergo further treatment with protective varnish.

Black Crome cod. 2E

Quartz 2 cod. 2C

Flame Red cod. 7D

Pearl Grey cod. L6

Chrome-plated cod. 50

Sablé cod. Y4

Purple Blue cod. 1D

Hammered Grey Metallic cod. 32

Pearl White cod. 16

Sunstone cod. 2D

Azurite 3 cod. 6C

Graphite Black cod. 18

Quartz 1 cod. 1C

Tobacco Brown cod. 1B

Medium Grey cod. 4D

Satin Black cod. 30

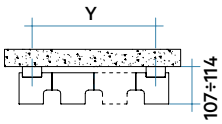

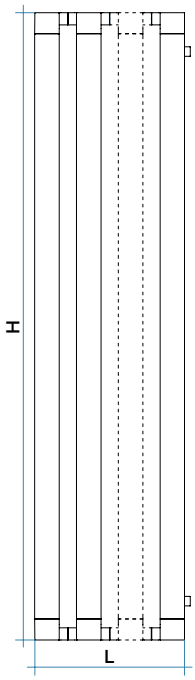



H mm	H' mm	L mm	X mm	Y mm
600	376	670	575	595
600	376	910	575	835
600	376	1150	575	1075
1800	1576	430	1775	355
1800	1576	670	1775	595
1800	1576	910	1755	835
2000	1776	430	1975	355
2000	1776	670	1975	595
2000	1766	910	1975	835

CE 19 EN442-1 EN 442 EURONORM

DESIGN RADIATORS

Model	Code	Depth	Height	Width	Conn. c.	Weight	Cap.	Thermal Power Δt=50°C		Δt=40°C	Δt=30°C	Δt=20°C	Exp.	Other finishes available (*)	Price € Chrome cod. 50	Black Chrome cod. 2E
		mm	H mm	L mm	H' mm	Kg	lt	Btu/h	**Watt**	Watt	**Watt (*)**	Watt	n.			
STEP_V_0600_06 el.	**SE1060006 XX IR 01**	107	600	670	376	11,6	1,7	1.417	**415**	316	**221**	134	1,232	**1.095,00**	**1.300,00**	**1.538,00**
STEP_V_0600_08 el.	**SE1060008 XX IR 01**	107	600	910	376	15,6	2,2	1.889	**554**	421	**295**	179	1,232	**1.344,00**	**1.622,00**	**1.927,00**
STEP_V_0600_10 el.	**SE1060010 XX IR 01**	107	600	1150	376	19,7	2,8	2.361	**692**	526	**369**	224	1,232	**1.591,00**	**1.945,00**	**2.314,00**
STEP_V_1800_04 el.	**SE1180004 XX IR 01**	107	1800	430	1576	13,9	3,2	2.376	**696**	529	**371**	225	1,234	**1.059,00**	**1.618,00**	**1.914,00**
STEP_V_1800_06 el.	**SE1180006 XX IR 01**	107	1800	670	1576	21,1	4,8	3.564	**1.045**	793	**556**	337	1,234	**1.280,00**	**2.034,00**	**2.421,00**
STEP_V_1800_08 el.	**SE1180008 XX IR 01**	107	1800	910	1576	28,3	6,4	4.752	**1.393**	1.058	**742**	450	1,234	**1.435,00**	**2.345,00**	**2.783,00**
STEP_V_2000_04 el.	**SE1200004 XX IR 01**	107	2000	430	1776	14,9	3,5	2.609	**765**	580	**406**	246	1,238	**1.082,00**	**1.680,00**	**1.981,00**
STEP_V_2000_06 el.	**SE1200006 XX IR 01**	107	2000	670	1776	22,6	5,3	3.914	**1.147**	871	**610**	369	1,238	**1.317,00**	**2.123,00**	**2.512,00**
STEP_V_2000_08 el.	**SE1200008 XX IR 01**	107	2000	910	1776	30,4	7,1	5.218	**1.530**	1.161	**813**	492	1,238	**1.470,00**	**2.445,00**	**2.908,00**

(*) XX = 16; 1C; 2C; Y4; 2D; 1B; 7D; 1D; 6C; 4D; L6; 32; 18; 30.

(*) Thanks to the high performance of Irsap STEP_V radiators, the ideal Δt for low temperature projects is Δt at 30°C.
For Δt different from 50°C use the formula: $Q=Qn\ (\Delta t / 50)^n$
(*)The heating yields are calculated on products with epoxy powder coatings. For Chrome (cod. 50) and Black Chrome (cod. 2E) finishes, the yields decrease respectively by 40% and 22%. All the available finishes are shown on the facing page.

Key Codes

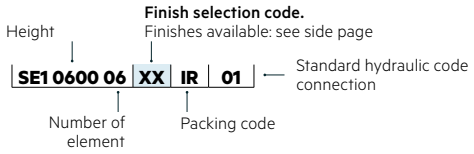

STEP_H HORIZONTAL
height 430 mm, lenght 1500 mm. Quartz 2 finish (cod. 2C).

Designed by Antonio Citterio with Sergio Brioschi

STEP_H HORIZONTAL
Quartz 2 finish (cod. 2C).

Technical features:
- flattened pipes in aluminium, 70 mm width
- maximum working pressure 4 bar
- maximum working temperature 95°C

Price included:
- wall fixing systems the same finish as the radiator
- 2 hidden vent valves of 1/2" and valve caps
- pre-mounted hydraulic connection kit in the same finish as the radiator, complete with couplings for copper fittings (diameter 12, 14 and 15 mm), and multilayer pipes (14 x 2 thick and 16 x 2 thick)

Finishes available	Surcharge
Black Chrome (cod. 2E)	-
Chrome-plated (cod. 50)	-
Pearl White (cod. 16)	-
Quartz 1 (cod. 1C)	-
Quartz 2 (cod. 2C)	-
Sablé (cod. Y4)	-
Sunstone (cod. 2D)	-
Tobacco Brown (cod. 1B)	-
Flame Red (cod. 7D)	-
Purple Blue (cod. 1D)	-
Azurite 3 (cod. 6C)	-
Medium Grey (cod. 4D)	-
Pearl Grey (cod. L6)	-
Hammered Grey Metallic (cod. 32)	-
Graphite Black (cod. 18)	-
Satin Black (cod. 30)	-

STEP FINISHES

Each individual element of the heating body is pretreated with a process of grinding and polishing.
After a careful quality control, every component is sent to the chrome plating or painting department according to the finish chosen.
The finishes are chrome made with environmentally friendly trivalent chromium, a manufacturing process that meets the most stringent regulatory protocols.
The finishes Black Chrome undergo further treatment with protective varnish.

Black Crome cod. 2E

Quartz 2 cod. 2C

Flame Red cod. 7D

Pearl Grey cod. L6

Chrome-plated cod. 50

Sablé cod. Y4

Purple Blue cod. 1D

Hammered Grey Metallic cod. 32

Pearl White cod. 16

Sunstone cod. 2D

Azurite 3 cod. 6C

Graphite Black cod. 18

Quartz 1 cod. 1C

Tobacco Brown cod. 1B

Medium Grey cod. 4D

Satin Black cod. 30

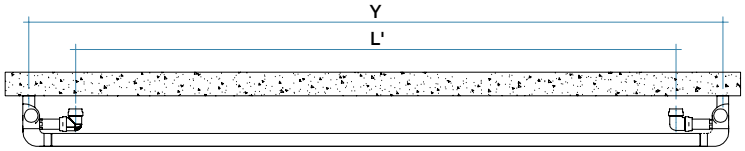

H mm	H' mm	L mm	X mm	Y mm
310	1500	1276	235	1475
430	1800	1276	355	1475
310	1500	1576	235	1775
430	1800	1576	355	1775

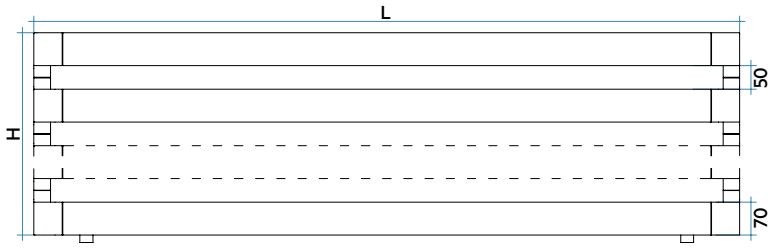

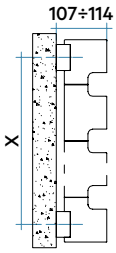

CE 19
EN442-1

EN 442 EURONORM

DESIGN RADIATORS

Model	Code	Depth	Height	Width	Conn. c.	Weight	Cap.	Thermal Power Δt=50°C		Δt=40°C	Δt=30°C	Δt=20°C	Exp.	Other finishes	Price € Chrome	Black Chrome
		mm	H mm	L mm	H' mm	Kg	lt	Btu/h	**Watt**	Watt	**Watt (*)**	Watt	n.	available (*)	cod. 50	cod. 2E
STEP_H_1500_03 el.	**SE1150003 XX IR 01**	107	310	1500	1276	9,1	2,0	1.589	**466**	351	**243**	146	1,269	**785,00**	**1.015,00**	**1.174,00**
STEP_H_1500_04 el.	**SE1150004 XX IR 01**	107	430	1500	1276	12,3	2,7	2.129	**624**	470	**327**	196	1,266	**936,00**	**1.250,00**	**1.435,00**
STEP_H_1800_03 el.	**SE1180003 XX IR 01**	107	310	1800	1576	10,3	2,4	1.907	**559**	421	**292**	175	1,269	**802,00**	**1.178,00**	**1.399,00**
STEP_H_1800_04 el.	**SE1180004 XX IR 01**	107	430	1800	1576	13,9	3,2	2.554	**749**	564	**392**	235	1,266	**1.059,00**	**1.618,00**	**1.914,00**

(*) XX = 16; 1C; 2C; Y4; 2D; 1B; 7D; 1D; 6C; 4D; L6; 32; 18; 30.

(*) Thanks to the high performance of Irsap STEP_H radiators, the ideal Δt for low temperature projects is Δt at 30°C.
For Δt different from 50°C use the formula: $Q=Qn\ (\Delta t / 50)^n$
(*)The heating yields are calculated on products with epoxy powder coatings. For Chrome (cod. 50) and Black Chrome (cod. 2E) finishes, the yields decrease respectively by 40% and 22%. All the available finishes are shown on the facing page.

Key Codes

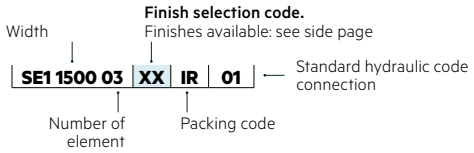

STEP_B
Satin Black finish (cod. 30).

Designed by Antonio Citterio with Sergio Brioschi

STEP_B
height 1240 mm, lenght 600 mm. Satin Black finish (cod. 30).

Technical features:
- flattened pipes in aluminium, 40 mm height
- maximum working pressure 4 bar
- maximum working temperature 95°C

Price included:
- wall fixing systems the same finish as the radiator
- 2 hidden vent valves of 1/2" and valve caps
- pre-mounted hydraulic connection kit in the same finish as the radiator, complete with couplings for copper fittings (diameter 12, 14 and 15 mm), and multilayer pipes (14 x 2 thick and 16 x 2 thick)

Finishes available	Surcharge
Black Chrome (cod. 2E)	-
Chrome-plated (cod. 50)	-
Pearl White (cod. 16)	-
Quartz 1 (cod. 1C)	-
Quartz 2 (cod. 2C)	-
Sablé (cod. Y4)	-
Sunstone (cod. 2D)	-
Tobacco Brown (cod. 1B)	-
Flame Red (cod. 7D)	-
Purple Blue (cod. 1D)	-
Azurite 3 (cod. 6C)	-
Medium Grey (cod. 4D)	-
Pearl Grey (cod. L6)	-
Hammered Grey Metallic (cod. 32)	-
Graphite Black (cod. 18)	-
Satin Black (cod. 30)	-

STEP FINISHES

Each individual element of the heating body is pretreated with a process of grinding and polishing.
After a careful quality control, every component is sent to the chrome plating or painting department according to the finish chosen.
The finishes are chrome made with environmentally friendly trivalent chromium, a manufacturing process that meets the most stringent regulatory protocols.
The finishes Black Chrome undergo further treatment with protective varnish.

Black Crome cod. 2E

Quartz 2 cod. 2C

Flame Red cod. 7D

Pearl Grey cod. L6

Chrome-plated cod. 50

Sablé cod. Y4

Purple Blue cod. 1D

Hammered Grey Metallic cod. 32

Pearl White cod. 16

Sunstone cod. 2D

Azurite 3 cod. 6C

Graphite Black cod. 18

Quartz 1 cod. 1C

Tobacco Brown cod. 1B

Medium Grey cod. 4D

Satin Black cod. 30

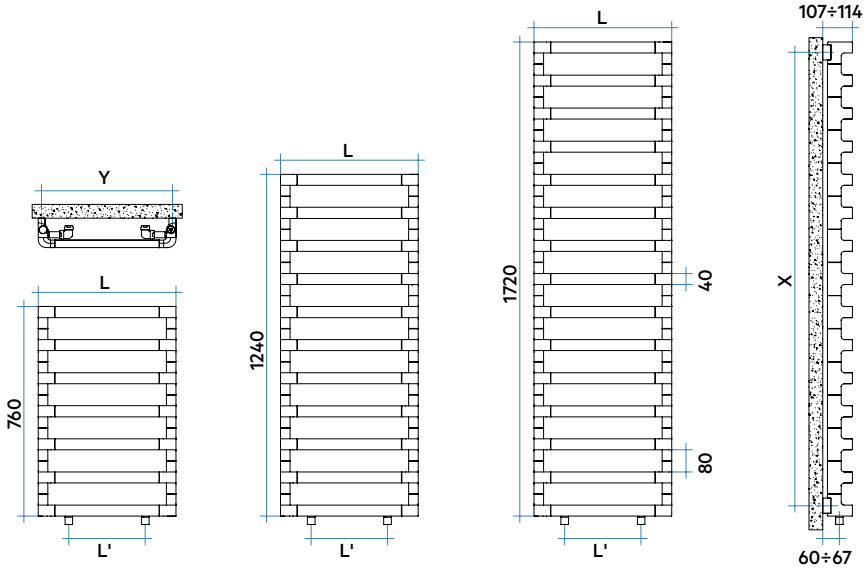

H mm	L mm	L' mm	X mm	Y mm
760	500	276	685	475
	600	376	685	575
1240	500	276	1165	475
	600	376	1165	575
1720	500	276	1645	475
	600	376	1645	575

CE 19 EN442-1 EN 442 EURONORM

DESIGN RADIATORS

Model	Code	Depth mm	Height H mm	Width L mm	Conn. c. H' mm	Weight Kg	Cap. lt	Thermal Power Δt=50°C Btu/h	Δt=50°C **Watt**	Δt=40°C Watt	Δt=30°C **Watt (*)**	Δt=20°C Watt	Exp. n.	Other finishes available (*)	Price € Chrome cod. 50	Black Chrome cod. 2E
STEP_B_760_ 7 el.	**SES050B XX IR 01 NNN**	107	760	500	276	10,2	1,6	1.105	**324**	249	**177**	109	1,184	**957,00**	**1.196,00**	**1.431,00**
STEP_B_760_ 7 el.	**SES060B XX IR 01 NNN**	107	760	600	376	10,8	1,9	1.245	**365**	281	**200**	124	1,177	**971,00**	**1.231,00**	**1.467,00**
STEP_B_1240_11 el.	**SEM050B XX IR 01 NNN**	107	1240	500	276	16,3	2,6	1.737	**509**	389	**275**	169	1,203	**1.317,00**	**1.689,00**	**2.034,00**
STEP_B_1240_11 el.	**SEM060B XX IR 01 NNN**	107	1240	600	376	17,3	3,1	1.965	**576**	442	**314**	194	1,190	**1.329,00**	**1.747,00**	**2.091,00**
STEP_B_1720_15 el.	**SEE050B XX IR 01 NNN**	107	1720	500	276	22,5	3,5	2.388	**701**	534	**377**	230	1,216	**1.666,00**	**2.188,00**	**2.632,00**
STEP_B_1720_15 el.	**SEE060B XX IR 01 NNN**	107	1720	600	376	23,9	4,2	2.685	**788**	602	**426**	261	1,203	**1.693,00**	**2.261,00**	**2.717,00**

(*) XX = 16; 1C; 2C; Y4; 2D; 1B; 7D; 1D; 6C; 4D; L6; 32; 18; 30.

(*) Thanks to the high performance of Irsap STEP_B radiators, the ideal Δt for low temperature projects is Δt at 30°C.
For Δt different from 50°C use the formula: $Q=Qn\ (\Delta t / 50)^n$
(*)The heating yields are calculated on products with epoxy powder coatings. For Chrome (cod. 50) and Black Chrome (cod. 2E) finishes, the yields decrease respectively by 40% and 22%. All the available finishes are shown on the facing page.

Key Codes

Finish selection code.
Finishes available: see side page

Width

SE S 050 B | XX | IR | 01 | NNN

Height — Packing code — Standard hydraulic code connection

ORIMONO
diameter 1402 mm. Plate fabric Brick finish (cod. 2N), Standard White finish frame (cod. 01).

Designed by Marco Taietta



ORIMONO
Plate fabric Brick finish (cod. 2N), Standard White finish frame (cod. 01).

Technical features:
- radiating plate
- 1/2" Gas right threading
- maximum working pressure 4 bar
- maximum working temperature 95°C
- radiator with fabric finishes

Price included:
- innovative water connection system installed on the product complete with fittings for connection to copper pipes (12, 14 and 15 mm diameter) and multilayer pipes (14 x 2 thick and 16 x 2 thick)
- system for fixing to the wall incorporated in the product
- air vent

Finishes available	Surcharge
Ash (cod. 7M)	-
Airforce Blue (cod. 8M)	-
Sage (cod. 9M)	-
Saffron (cod. 1N)	-
Brick (cod. 2N)	-

Fabric Combinations - Frames ORIMONO

PLATE FABRIC
Ash cod. 7M

FRAME
Ash Grey
cod. G1

PLATE FABRIC
Airforce Blue cod. 8M

FRAME
Ash Grey
cod. G1

PLATE FABRIC
Sage cod. 9M

FRAME
Standard White
cod. 01

PLATE FABRIC
Saffron cod. 1N

FRAME
Standard White
cod. 01

PLATE FABRIC
Brick cod. 2N

FRAME
Standard White
cod. 01

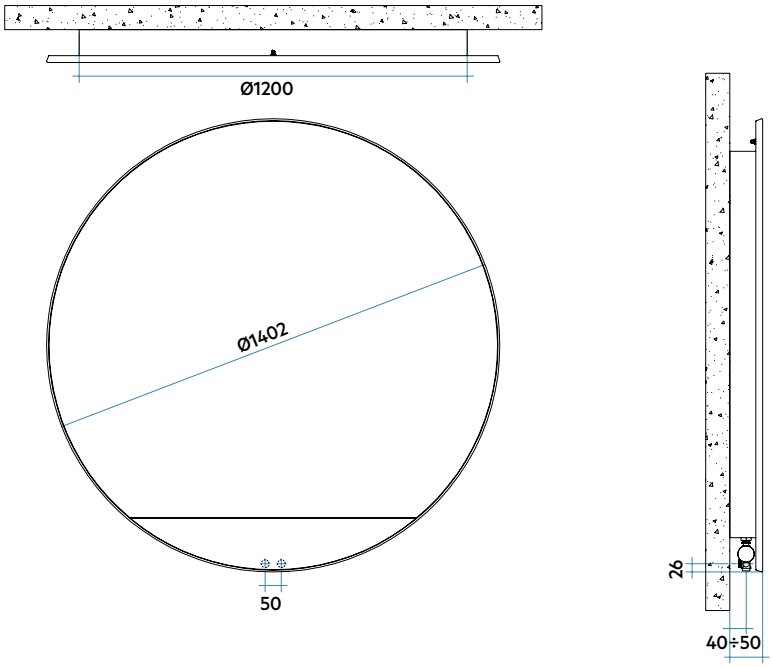

CE 19 EN442-1

EN 442 EUROPEAN NORM

Model	Code	Depth	Height	Width	Conn. C.	Weight	Cap.	Thermal Power Δt=50°C		Δt=40°C	Δt=30°C	Δt=20°C	Exp.	Price
		mm	mm	mm	mm	Kg	lt	Btu/h	**Watt**	Watt	**Watt (*)**	Watt	n.	€
ORIMONO	**ORIL140B XX IR ANN**	101,5	1402	1402	50	49,0	1,7	2.365	**693**	530	**375**	231	1,200	**3.494,00**

(*) Thanks to the high performance of Irsap ORIMONO radiators, the ideal Δt for low temperature projects is Δt at 30°C.
For Δt different from 50°C use the formula: $Q=Qn\ (\Delta t / 50)^n$

XX = plate fabric code:
7M = plate fabric code Ash;
8M = plate fabric code Airforce Blue;
9M = plate fabric code Sage;
1N = plate fabric code Saffron;
2N = plate fabric code Brick.

Key Codes

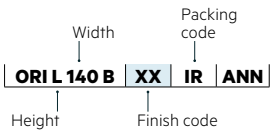

GERMAN DESIGN AWARD GOLD 2019

reddot award 2019 winner

iF DESIGN AWARD 2019

IT IS
Chrome-plated finish (cod. 50).

Designed by Angeletti & Ruzza

IT IS
height 1208 mm, lenght 500 mm. Chrome-plated finish (cod. 50).

Technical features:

- horizontal elements featuring rectangular tubes 60x20 mm section
- side manifolds with a 70x20 mm squared section
- 3/8" Gas right threading
- maximum working pressure 4 bar
- maximum working temperature 95°C

Finishes available	Surcharge
Chrome-Plated (cod. 50)	-

Price included:

- angle pattern valve and lockshield valve assembly complete with copper fitting (diameters 12, 14, and 15 mm), multilayer pipes (14 x 2 thick and 16 x 2 thick)
- kit of pipe covers (suitable for pipes up to 16 mm thick)
- wall fixing system
- air vent chrome-plated
- 1 towel rail bracket to match the radiator

IT IS ACCESSORIES

The accessories of the It Is product are a unique design element that can be fitted at any time even after installation of the product, at any height you want.
The accessories allow the diversification / customisation of It Is, making it suitable for many settings (bathroom, living room, etc.).
The accessories are available in 2 widths, 500 and 600 mm, and in two colours: glossy chrome-plated and black chrome-plated finish.

Fig. 1

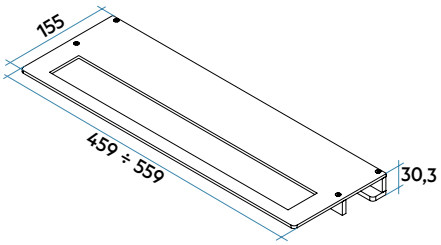


Fig. 2

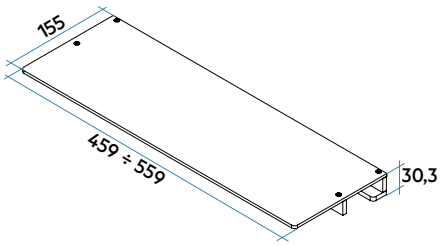

	Code		Price
Towel rail accessory, width 500 mm, chrome-plated	**ANSTEITS500F50**	€	281,00
Towel rail accessory, width 500 mm, black chrome	**ANSTEITS500F2E**	€	281,00
Towel rail accessory, width 600 mm, chrome-plated	**ANSTEITS600F50**	€	288,00
Towel rail accessory, width 600 mm, black chrome	**ANSTEITS600F2E**	€	288,00
Flat accessory, width 500 mm, chrome-plated	**ANSTEITS500P50**	€	281,00
Flat accessory, width 500 mm, black chrome	**ANSTEITS500P2E**	€	281,00
Flat accessory, width 600 mm, chrome-plated	**ANSTEITS600P50**	€	288,00
Flat accessory, width 600 mm, black chrome	**ANSTEITS600P2E**	€	288,00

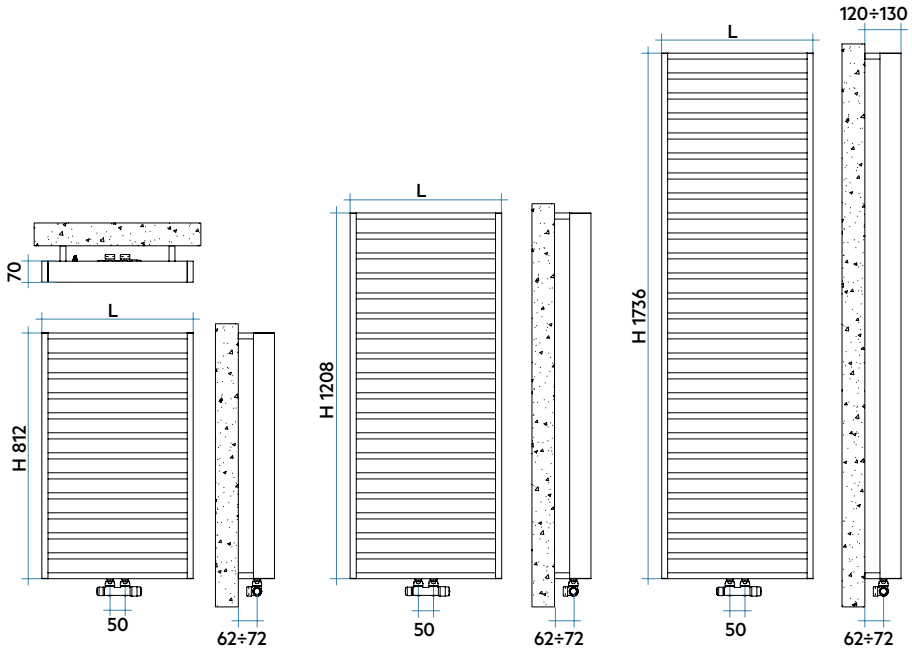

CE 19 EN442-1

EN 442 EURONORM

DESIGN RADIATORS

Model	Code	Depth	Height	Width	Conn. C.	Weight	Cap.	Thermal Power Δt=50°C		Δt=40°C	Δt=30°C	Δt=20°C	Exp.	Price € Chrome	Price € Black Chrome
		mm	mm	mm	mm	Kg	lt	Btu/h	**Watt**	Watt	**Watt (*)**	Watt	n.	Cod. 50	Cod. 2E
812	**ITP050B XX IR 01 NNN**	70	812	500	50	11,1	1,4	1.146	**336**	254	**177**	107	1,250	**1.804,00**	**1.862,00**
13 rails	**ITP060B XX IR 01 NNN**	70	812	600	50	13,0	1,6	1.392	**408**	310	**218**	132	1,230	**1.926,00**	**1.985,00**
1208	**ITL050B XX IR 01 NNN**	70	1208	500	50	16,3	2,0	1.730	**507**	385	**270**	164	1,230	**2.316,00**	**2.374,00**
19 rails	**ITL060B XX IR 01 NNN**	70	1208	600	50	19,0	2,3	1.976	**579**	440	**309**	188	1,230	**2.450,00**	**2.508,00**
1736	**ITE050B XX IR 01 NNN**	70	1736	500	50	23,2	2,8	2.532	**742**	563	**394**	238	1,240	**3.085,00**	**3.143,00**
27 rails	**ITE060B XX IR 01 NNN**	70	1736	600	50	27,1	3,3	2.781	**815**	618	**433**	262	1,240	**3.231,00**	**3.288,00**

(*) Thanks to the high performance of Irsap IT IS radiators, the ideal Δt for low temperature projects is Δt at 30°C.
For Δt different from 50°C use the formula: $Q=Qn\ (\Delta t / 50)^{n}$

XX = Finish code:
50 = Chrome-plated finish code
2E = Black Chrome finish code

Key Codes

Width — Finish code

IT P 050 B | XX | IR | 01 | NNN

Height — Packing code — Standard hydraulic code connection

M'AMA
height 1400 mm, lenght 500 mm. Opaque White finish (cod. J8).

Designed by Angeletti & Ruzza

M'AMA
Opaque White finish (cod. J8).

Technical features:
- radiating panel
- 1/2" Gas right threading
- maximum working pressure 4 bar
- maximum working temperature 95°C

Price included:
- innovative water connection system installed on the product complete with fittings for connection to copper pipes (12, 14 and 15 mm diameter) and multilayer pipes (14 x 2 thick and 16 x 2 thick)
- wall fixing system built into the product column
- air vent

Finishes available	Surcharge
Standard White	-
Classic finished	+15%
Special finished	+25%
Other RAL colors	+40% following feasibility study

Finishing codes see page 588.

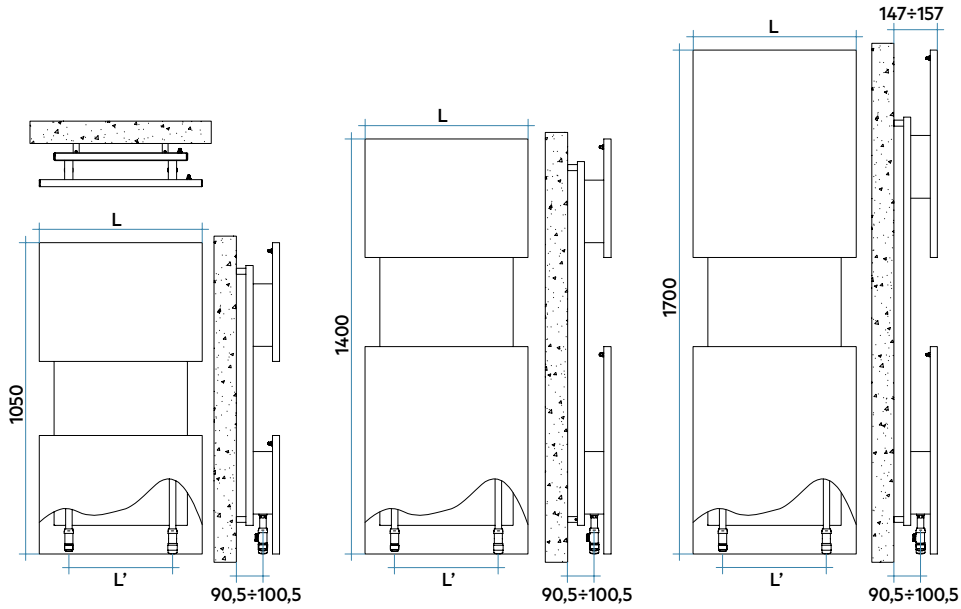

CE 19 EN442-1

EN 442 EURONORM

Model	Code	Depth	Height	Width	Conn. C.	Weight	Cap.	Thermal Power Δt=50°C		Δt=40°C	Δt=30°C	Δt=20°C	Exp.	Price
		mm	mm	mm	mm	Kg	lt	Btu/h	**Watt**	Watt	**Watt (*)**	Watt	n.	€
1050 x 550	**MAMP055B XX IR ANN**	113,5	1050	550	350	13,4	1,4	2.508	**735**	558	**391**	236	1,238	**1.158,00**
1400 x 550	**MAML055B XX IR ANN**	113,5	1400	550	350	17,2	1,8	3.125	**916**	688	**476**	283	1,280	**1.479,00**
1700 x 550	**MAME055B XX IR ANN**	113,5	1700	550	350	20,3	2,1	3.671	**1.076**	812	**564**	338	1,263	**1.723,00**

(*) Thanks to the high performance of Irsap M'AMA radiators, the ideal Δt for low temperature projects is Δt at 30°C.
For Δt different from 50°C use the formula: $Q=Qn\ (\Delta t / 50)^n$

Key Codes

Width — Finish code

MAM P 055 B | XX | IR | ANN

Height — Packing code

GERMAN DESIGN AWARD WINNER 2020

reddot design award winner 2018

DEDALO
Matt Blue Dove finish (cod. 4P).

Designed by Synthesis



DEDALO
height 1600 mm, lenght 660 mm. Matt Blue Dove finish (cod. 4P).

Technical features:
- radiating panel
- 1/2" Gas right threading
- maximum working pressure 4 bar
- maximum working temperature 95°C

Price included:
- innovative water connection system installed on the product complete with fittings for connection to copper pipes (12, 14 and 15 mm diameter) and multilayer pipes (14 x 2 thick and 16 x 2 thick)
- wall fixing system built into the product column
- LED lighting system optional
- air vent

Finishes available	Surcharge
Special finished	-
Other RAL colors	+25% following feasibility study

Finishing codes see page 588.

Concealed hydraulic connection INCLUDED IN THE PRICE

Dedalo features the innovative hidden hydraulic connection system.
This type of connection hides all valves from view to the advantage of the heating element's formal aspect.
Another winning feature of this type of hydraulic connection is its easy installation permitted by its 50 mm connection center valve unit pre-assembled and tested directly by Irsap.
As may be seen from the photo at the right, the hidden hydraulic connection system is already fitted for the installation of a thermostat valve (optional).

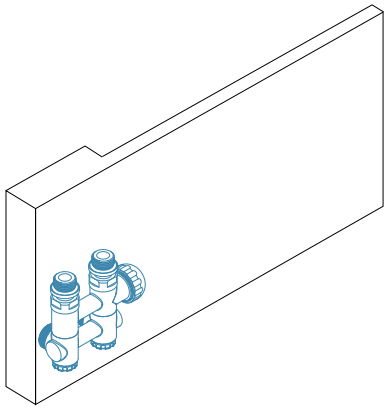

DEDALO P

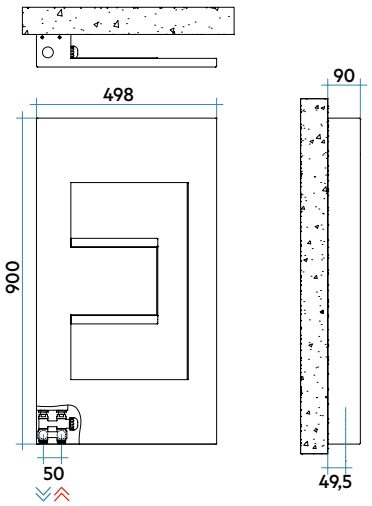

DEDALO L

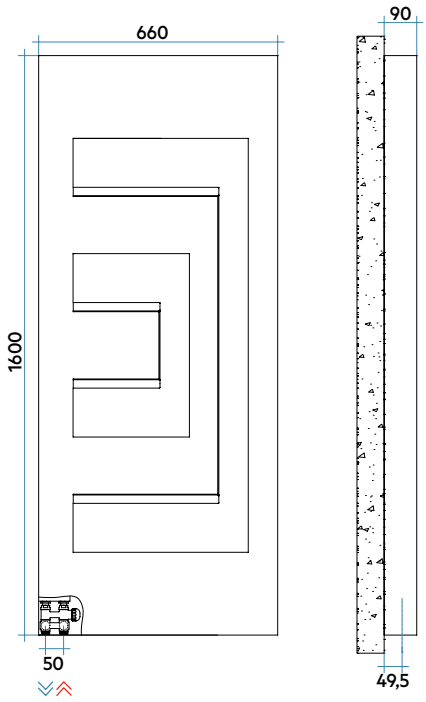

CE 13
EN442-1

EN 442 EURONORM

Model	Code	Depth	Height	Width	Conn. C.	Weight	Cap.	Thermal Power Δt=50°C		Δt=40°C	Δt=30°C	Δt=20°C	Exp.	Price Special Finishes
		mm	mm	mm	mm	Kg	lt	Btu/h	**Watt**	Watt	**Watt (*)**	Watt	n.	€
DEDALO	**DEDP049B XX IR ANN**	90	900	498	50	18,0	0,7	846	**248**	182	**122**	70	1,386	**1.527,00**
	DEDL066B XX IR ANN	90	1600	660	50	23,2	1,4	2.269	**665**	509	**361**	223	1,194	**2.528,00**
DEDALO with LED	**DEDP049B XX IR ALN - LED-AA**	90	900	498	50	18,0	0,7	846	**248**	182	**122**	70	1,386	**1.906,00**
	DEDL066B XX IR ALN - LED-AA	90	1600	660	50	23,2	1,4	2.269	**665**	509	**361**	223	1,194	**2.907,00**

(*) Thanks to the high performance of Irsap DEDALO radiators, the ideal Δt for low temperature projects is Δt at 30°C.
For Δt different from 50°C use the formula: $Q=Qn\ (\Delta t / 50)^n$

Key Codes

DEDALO without LED option

Width — Finish code

DED P 049 B | XX | IR ANN

Height — Packing code

DEDALO with LED option

Width — Finish code

DED P 049 B | XX | IR ALN | LED-AA — Configuration option for product with LED

Height — Packing code

SEQUENZE
Ivory finish (cod. 02).

Designed by Angeletti & Ruzza

SEQUENZE
height 1735 mm, lenght 500 mm. Ivory finish (cod. 02).

Technical features:
- radiating panel
- 1/2" Gas right threading
- maximum working pressure 4 bar
- maximum working temperature 95°C

Price included:
- innovative water connection system installed on the product complete with fittings for connection to copper pipes (12, 14 and 15 mm diameter) and multilayer pipes (14 x 2 thick and 16 x 2 thick)
- wall fixing system built into the product column
- air vent

Finishes available	Surcharge
Standard White	-
Classic finished	+15%
Special finished	+25%
Other RAL colors	+40% following feasibility study

Finishing codes see page 588.

Concealed hydraulic connection INCLUDED IN THE PRICE

Sequenze features the innovative hidden hydraulic connection system.
This type of connection hides all valves from view to the advantage of the heating element's formal aspect. Another winning feature of this type of hydraulic connection is its easy installation permitted by its 50 mm connection center valve unit pre-assembled and tested directly by Irsap.
As may be seen from the photo at the right, the hidden hydraulic connection system is already fitted for the installation of a thermostat valve (optional).

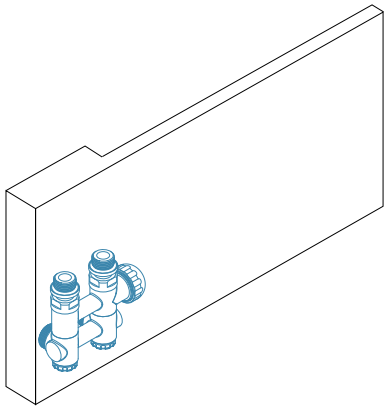

SEQUENZE S

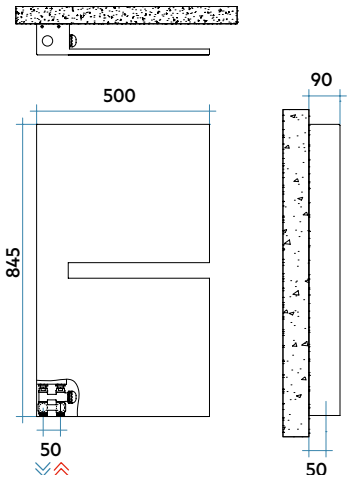

SEQUENZE L



CE 08
EN442-1

EN 442 EUROPEAN NORM

DESIGN RADIATORS

Model	Code	Depth	Height	Width	Conn. C.	Weight	Cap.	Thermal Power Δt=50°C		Δt=40°C	Δt=30°C	Δt=20°C	Exp.	Price
		mm	mm	mm	mm	Kg	lt	Btu/h	**Watt**	Watt	**Watt (*)**	Watt	n.	€
SEQUENZE S	**SQZS050B XX IR ANN**	90	845	500	50	16,2	0,8	1.317	**386**	294	**206**	126	1,225	**1.802,00**
SEQUENZE L	**SQZE050B XX IR ANN**	90	1735	500	50	32,2	1,7	2.518	**738**	560	**392**	238	1,236	**2.566,00**

(*) Thanks to the high performance of Irsap SEQUENZE radiators, the ideal Δt for low temperature projects is Δt at 30°C.
For Δt different from 50°C use the formula: $Q=Qn\ (\Delta t / 50)^n$

Key Codes

Width — Finish code

SQZ S 050 B | XX | IR ANN

Height — Packing code

QUADRAQUA
Standard White finish (cod. 01).

Designed by Domenico De Palo

QUADRAQUA
height 1828 mm, lenght 300 mm. Standard White finish (cod. 01).

Technical features:
- radiating panel
- 1/2" Gas right threading
- maximum working pressure 4 bar
- maximum working temperature 95°C

Price included:
- angle pattern valve and lockshield valve assembly complete with copper fitting (12, 14 and 15 mm diameter) multilayer (14 thick 2 and 16 thick 2)
- kit of pipe covers (suitable for pipes up to 16 mm thick)
- 4 wall fixing
- air vent

Finishes available	Surcharge
Standard White	-
Classic finished	+15%
Special finished	+25%
Other RAL colors	+40% following feasibility study

Finishing codes see page 588.

QUADRAQUA S

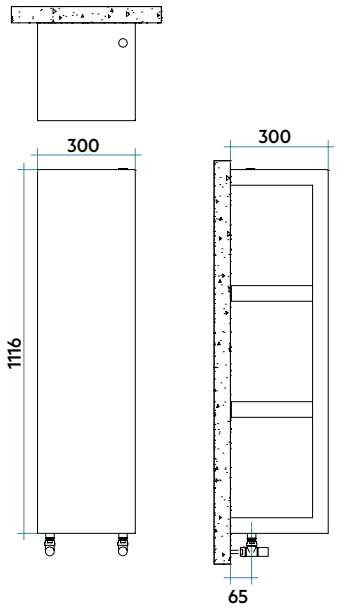

QUADRAQUA L

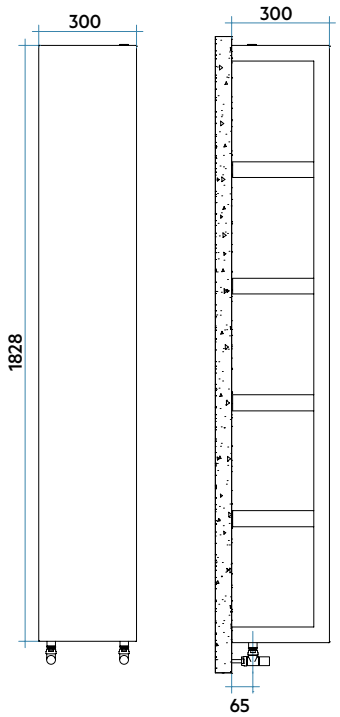

CE 08
EN442-1

EN 442 EUROPEAN NORM

DESIGN RADIATORS

Model	Code	Depth	Height	Width	Conn. C.	Weight	Cap.	Thermal Power Δt=50°C		Δt=40°C	Δt=30°C	Δt=20°C	Exp.	Price
		mm	mm	mm	mm	Kg	lt	Btu/h	**Watt**	Watt	**Watt (*)**	Watt	n.	€
QUADRAQUA S	**QDRS030B XX IR NNN**	300	1116	300	224	29,0	2,3	1.423	**417**	317	**223**	136	1,222	**1.902,00**
QUADRAQUA L	**QDRL030B XX IR NNN**	300	1828	300	224	44,3	3,5	2.238	**656**	497	**348**	211	1,240	**2.181,00**

(*) Thanks to the high performance of Irsap QUADRAQUA radiators, the ideal Δt for low temperature projects is Δt at 30°C.
For Δt different from 50°C use the formula: $Q=Qn\ (\Delta t / 50)^n$

Key Codes

Width — Finish code

QDR S 030 B XX IR NNN

Height — Packing code

Decorative & Technical Accessories

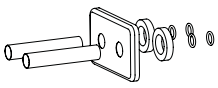

Pipe cover kit
Pag. 554

BATHROOM RADIATORS

Soft, elegant and sober forms.
Wide variety of dimensions,
profiles, accessories and heating powers.
Consolidated technology
guaranteed by a long experience.
Irsap bathroom design radiators have
always been synonymous with
safety, efficiency, and practicality.

ARES	P.	354
ELLIPSIS_B	P.	266
FILO	P.	342
FLAUTO	P.	310
FLAUTO 2	P.	314
FUNKY	P.	304
FUNKY AIR MIX	P.	308
GET UP	P.	270
GET UP AIR MIX	P.	274
JAZZ	P.	292
JAZZ AIR MIX	P.	296
KART	P.	350
LIKE	P.	284
NET	P.	336
NET AIR MIX	P.	340
NOVO	P.	328
NOVO CULT	P.	276
ODDO	P.	280
PAGE	P.	262
QUADRÉ	P.	332
RIGO	P.	288
SOUL	P.	298
SOUL AIR MIX	P.	302
VELA	P.	346
VENUS	P.	358
XILO	P.	318
XILO 2	P.	322
XILO AIR MIX	P.	326
HYDRAULIC CONNECTIONS	P.	406

PAGE
height 1770 mm, lenght 500 mm. Quartz 1 finish (cod. 1C).

PAGE
Quartz 1 finish (cod. 1C).

Technical features:

- steel towel warmer radiator with flat tube elements
- side manifolds with 70x11 mm flat section
- horizontal tubes with 70x11 mm flat section
- threading for water connection at the center of the radiator, pitch 50 mm, right Gas 1/2”
- maximum working pressure 4 bar
- maximum working temperature 95°C

Price included:

- wall fitting
- 3/8" air vent

Finishes available	Surcharge
Standard White	-
Special finished	+25%

Finishing codes see page 588.

Standard connections

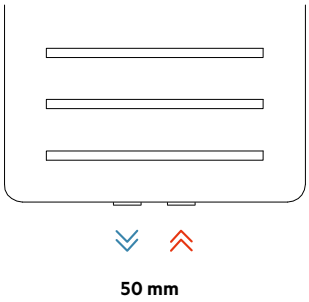

Connection dimensions with IRSAP valves

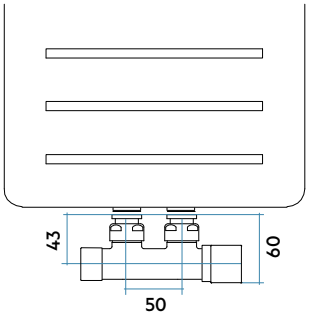

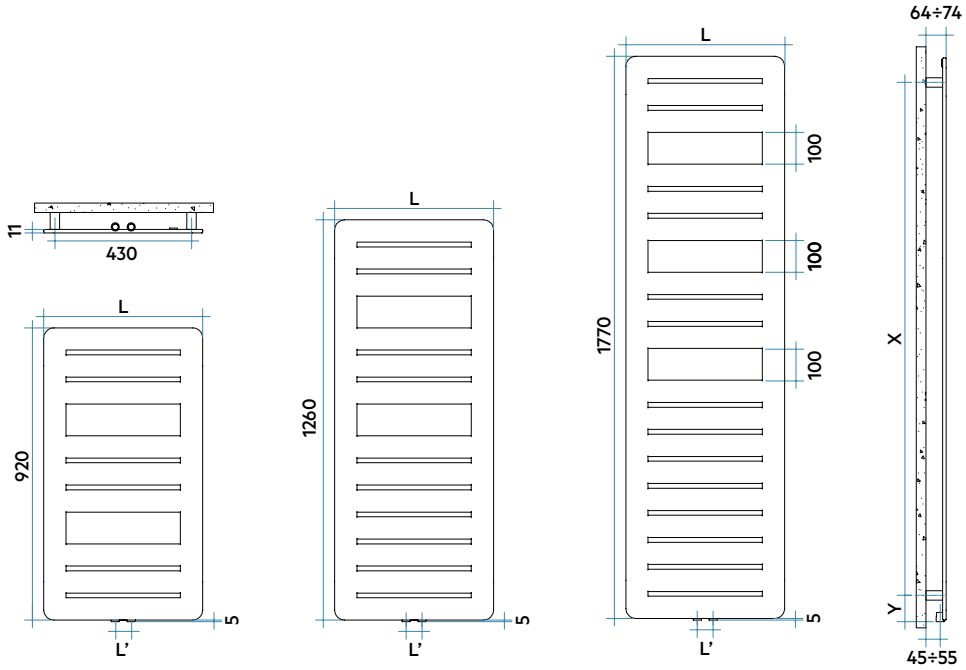

H mm	X mm	Y mm	L mm
920	765	82.5	500
1260	1105		
1770	1615		

CE 20 EN442-1

EN 442 EURONORM

Model	Code	Depth	Height	Width	Conn. C.	Weight	Cap.	Thermal Power Δt=50°C		Δt=40°C	Δt=30°C	Δt=20°C	Exp.	50 mm Price
		mm	mm	mm	mm	Kg	lt	Btu/h	**Watt**	Watt	**Watt (*)**	Watt	n.	€
920 9 rails 2 espaces	**PGS050 B 01 IR 05 NNN**	36	920	500	50	12,4	2,3	1.351	**396**	300	**209**	126	1,250	**644,00**
1260 13 rails 2 espaces	**PGM050 B 01 IR 05 NNN**	36	1260	500	50	16,7	3,2	1.815	**532**	403	**282**	171	1,240	**806,00**
1770 18 rails 3 espaces	**PGL050 B 01 IR 05 NNN**	36	1770	500	50	24,4	4,6	2.515	**737**	561	**395**	241	1,220	**1.021,00**

(*) Thanks to the high performance of Irsap PAGE radiators, the ideal Δt for low temperature projects is Δt at 30°C.
For Δt different from 50°C use the formula: $Q=Qn\ (\Delta t / 50)^n$

Key Codes

Width — Standard White colour code - for different colour codes see the colors page

PG S 050 B | 01 | IR | 05 | NNN

Height — Packing code — Water connection code for 50 mm central fittings on the last down tube

Decorative & Technical Accessories

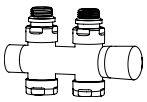

Kit Valves and Lockshield valve
Pag. 550

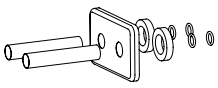

Pipe cover kit
Pag. 554

ELLIPSIS_B
height 1620 mm, lenght 600 mm. Sunstone finish (cod. 2D).

ELLIPSIS_B
Sunstone finish (cod. 2D).

Technical features:

- steel tower warmer radiator with horizontal elements featuring elliptical tubes 50x25 mm
- side manifolds with 30 mm round section
- manifold threading 1/2" Gas right
- maximum working pressure 4 bar
- maximum working temperature 95°C

Price included:

- 4 adjustable wall fixing brackets in the same color of the radiator
- 1/2" air vent

Special options and surcharges:

Radiators can be supplied with no. 1 1/2" coupling welded laterally for the connection to a single-pipe system and no. 2 1/2" couplings welded laterally to a manifold (Cod. B10).

Surcharge for two 1/2" couplings welded to a lateral manifold and an internal diaphragm **(Cod. B10) € 58,00**

CAUTION: when this latter special working is present, correct operation is possible only when the lower outlet coupling is in axial alignment with the lowest pipe. Whenever this coupling is higher, all the pipes below will remain cold because they are not involved in the flow of water.

Prearrangement for monotube valve **(Cod. B14, B15) € 18,00**

Finishes available	Surcharge
Standard White	-
Classic finished	+15%
Special finished	+25%
Other RAL colors	+40% following feasibility study

Finishing codes see page 588.

Connections

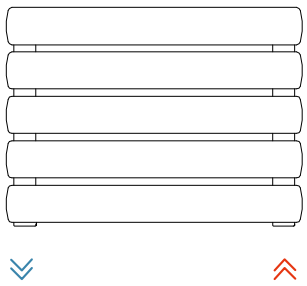

Laterals

For other types of connections see pag. 406

Connection dimensions with IRSAP valves

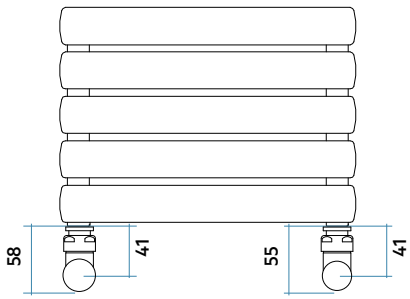

cod. B10



cod. B14



cod. B15



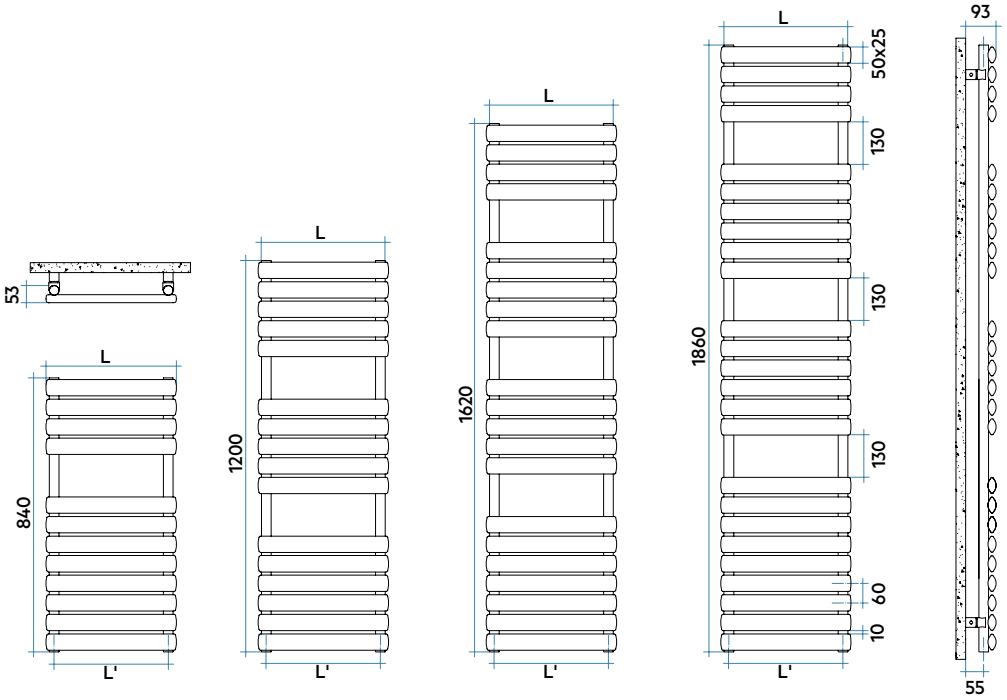

CE 18
EN442-1

EN 442 EURONORM

Model	Code	Depth	Height	Width	Conn. centre	Weight	Cap.	Thermal Power Δt=50°C		Δt=40°C	Δt=30°C	Δt=20°C	Exp.	Price
		mm	mm	mm	mm	Kg	lt	Btu/h	**Watt**	Watt	**(*) Watt**	Watt	n.	€
840 12 rails 1 espace	**ELS040 B 01 IR 01 NNN**	53	840	400	350	7,2	4,6	1.106	**324**	246	**172**	104	1,237	**205,00**
	ELS050 B 01 IR 01 NNN	53	840	500	450	8,6	5,6	1.343	**394**	300	**211**	128	1,223	**226,00**
	ELS060 B 01 IR 01 NNN	53	840	600	550	10,0	6,5	1.580	**463**	354	**250**	153	1,210	**254,00**
	ELS075 B 01 IR 01 NNN	53	840	750	700	12,0	8,0	1.935	**567**	435	**309**	191	1,189	**279,00**
1200 16 rails 2 espaces	**ELM040 B 01 IR 01 NNN**	53	1200	400	350	10,1	6,3	1.561	**457**	344	**238**	142	1,277	**260,00**
	ELM050 B 01 IR 01 NNN	53	1200	500	450	11,8	7,6	1.875	**550**	415	**289**	173	1,260	**280,00**
	ELM060 B 01 IR 01 NNN	53	1200	600	550	13,6	8,8	2.190	**642**	486	**340**	205	1,243	**314,00**
	ELM075 B 01 IR 01 NNN	53	1200	750	700	16,2	10,7	2.661	**780**	594	**419**	255	1,218	**345,00**
1620 21 rails 3 espaces	**ELE040 B 01 IR 01 NNN**	53	1620	400	350	15,1	9,8	2.067	**606**	460	**322**	195	1,237	**318,00**
	ELE050 B 01 IR 01 NNN	53	1620	500	450	17,9	11,8	2.488	**729**	553	**388**	235	1,236	**337,00**
	ELE060 B 01 IR 01 NNN	53	1620	600	550	20,7	13,8	2.908	**852**	647	**453**	275	1,236	**373,00**
	ELE075 B 01 IR 01 NNN	53	1620	750	700	25,0	16,7	3.540	**1.037**	787	**552**	334	1,236	**411,00**
1860 25 rails 3 espaces	**ELG040 B 01 IR 01 NNN**	53	1860	400	350	13,1	8,3	2.407	**705**	531	**368**	220	1,272	**392,00**
	ELG050 B 01 IR 01 NNN	53	1860	500	450	15,4	9,9	2.885	**846**	639	**445**	267	1,256	**409,00**
	ELG060 B 01 IR 01 NNN	53	1860	600	550	17,7	11,6	3.364	**986**	747	**523**	316	1,241	**432,00**
	ELG075 B 01 IR 01 NNN	53	1860	750	700	21,1	14,0	4.081	**1.196**	912	**642**	392	1,217	**477,00**

Electric heater for Dual Power

Mix. Funct.	ON/OFF Electric Heater (1)	
Watt	Code	Price €
300	**ANRES300WDI**	+ **135,00**
400	**ANRES400WDI**	+ **137,00**
400	**ANRES400WDI**	+ **137,00**
700	**ANRES700WDI**	+ **147,00**
400	**ANRES400WDI**	+ **137,00**
400	**ANRES400WDI**	+ **137,00**
700	**ANRES700WDI**	+ **147,00**
700	**ANRES700WDI**	+ **147,00**
400	**ANRES400WDI**	+ **137,00**
700	**ANRES700WDI**	+ **147,00**
700	**ANRES700WDI**	+ **147,00**
1000	**ANRES1000WDI**	+ **158,00**
700	**ANRES700WDI**	+ **147,00**
700	**ANRES700WDI**	+ **147,00**
1000	**ANRES1000WDI**	+ **158,00**
1000	**ANRES1000WDI**	+ **158,00**

(*) Thanks to the high performance of Irsap ELLIPSIS_B radiators, the ideal Δt for low temperature projects is Δt at 30°C.
For Δt different from 50°C use the formula: $Q=Qn\ (\Delta t / 50)^n$
(1) To order a radiator in the mixed version put the code of the Standard version + the code of the corresponding electric heater
Example:. Mod. 1860 x 500: **ELG050 B 01 IR 01 NNN** (€ 409,00) + **ANRES700WDI** (€ 147,00) = Tot. € 556,00

Key Codes

Width — Standard White colour code - for different colour codes see the colors page

EL S 040 B | 01 | IR | 01 | NNN

Height — Packing code — Standard hydraulic code connection

Decorative & Technical Accessories



Kit Valves and Lockshield valve
Pag. 550

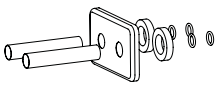

Pipe cover kit
Pag. 554

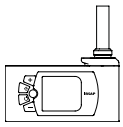

Electronic Control
Pag. 564

GET UP
Azurite 3 finish (cod. 6C).

GET UP
height 1499 mm, lenght 550 mm. Azurite 3 finish (cod. 6C).

Technical features:

- steel towel warmer
- 23 mm diameter horizontal round bar heating elements
- 30 mm diameter round lateral manifolds
- threading at the ends of the manifolds right Gas 1/2”
- maximum working pressure 4 bar
- maximum working temperature 95°C
- maximum capacity of the towel rails: 7 kg

Price included:

- 3 wall fixings
- 1 vent valve of 1/8" for radiators model M (1076 mm height); 1 vent valve of 1/8" and 1 vent valve of 1/2" for radiators model L (1499 mm height)
- pair of 1/2” caps and cap covers for closing unused supply connections
- Get Up is supplied standard with a double hydraulic connection, at the ends of the side manifolds, and with pitch 50 mm in the centre of the radiator

Finishes available	Surcharge
Standard White	-
Classic finished	+15%
Special finished	+25%
Other RAL colors	+40% following feasibility study

Finishing codes see page 588.

Standard connections

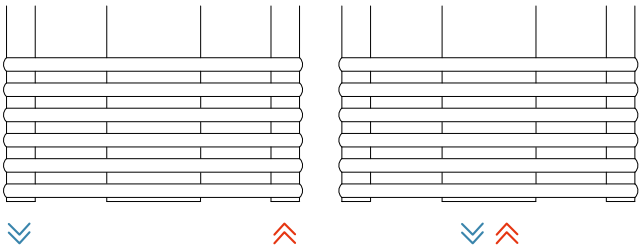

Laterals **50 mm**

Connection dimensions with IRSAP valves

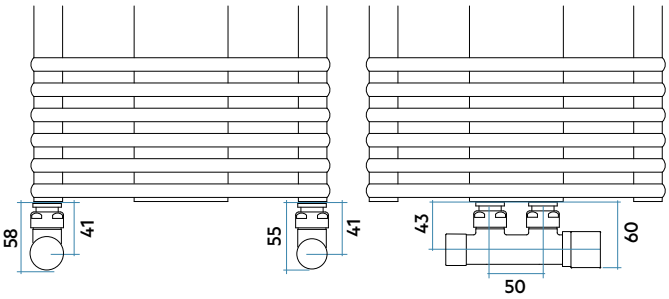

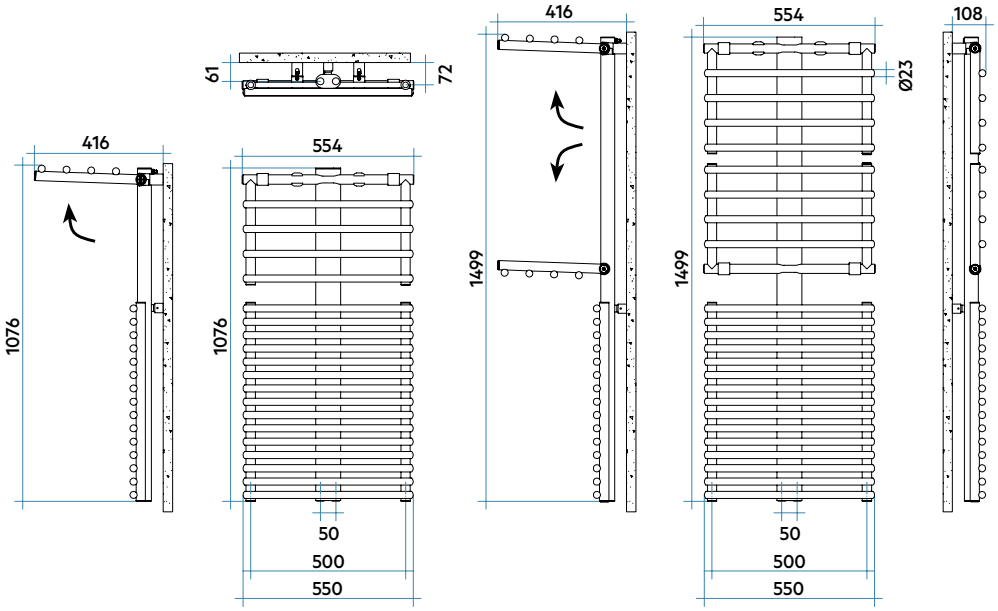

CE 16
EN442-1

EN 442 EURONORM

Model	Code	Depth Open/Closed P mm	Height H mm	Width L mm	Conn. C. L' mm	Weight Kg	Cap. lt	Thermal Power Δt=50°C Open/Closed Btu/h	Δt=50°C Open/Closed **Watt**	Δt=40°C Open/Closed Watt	Δt=30°C Open/Closed **Watt (*)**	Δt=20°C Open/Closed Watt	Exp. n.	**Price €**
1076 20 rails 1 espace	**GUM055B 01 IR 05 NNN**	385/77	1076	550	500/50	15,4	7,6	2.132/1.830	**625/536**	473/396	**330/268**	199/155	1,251	**494,00**
1499 25 rails 2 espaces	**GUL055B 01 IR 05 NNN**	385/77	1499	550	500/50	20,3	9,9	2.644/2.410	**775/706**	583/527	**403/362**	240/213	1,278	**640,00**

(*) Thanks to the high performance of Irsap GET UP radiators, the ideal Δt for low temperature projects is Δt at 30°C.
For Δt different from 50°C use the formula: $Q=Qn\ (\Delta t / 50)^{n}$

Key Codes

Width — Standard White colour code - for different colour codes see the colors page

GU M 055 B | 01 | IR | 05 | NNN

Height — Packing code — **Hydraulic connection code** (product supplied with connection pitch 50 mm and connection at the ends)





The range of bathroom radiators is completed by GET UP: the first IRSAP radiator with one or two "hot dryers" that offers simplicity & ergonomics for everyday comfort.
The whole surface of the radiator is warm: it offers the possibility of quickly and conveniently drying washing, directly in the bathroom or in the laundry area.
Get Up is the ideal radiator for wrapping yourself in a warm bathrobe, making the bathroom even cosier, and for equipping the laundry room even more efficiently.
Ideal combination of the IRSAP valve kit and the NOW Comfort system.

Technical features:
- steel towel warmer
- 23 mm diameter horizontal round bar heating elements
- 30 mm diameter round lateral manifolds
- threading at the ends of the manifolds right Gas 1/2”
- maximum working pressure 4 bar
- maximum working temperature 95°C
- maximum capacity of the towel rails: 7 kg

Price included:
- 3 wall fixings
- 1 venting valve of 1/8” for radiators model M (height 1076 mm);
  1 venting valve of 1/8” and 1 venting valve of 1/2" for radiators model L (height 1499 mm)

Finishes available	Surcharge
Standard White	-
Classic finished	+15%
Special finished	+25%
Other RAL colors	+40% following feasibility study

Finishing codes see page 588.

Standard connections

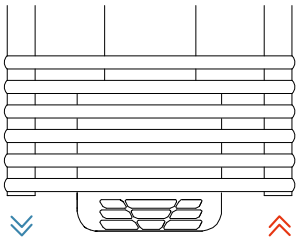

Laterals

Connection dimensions with IRSAP valves

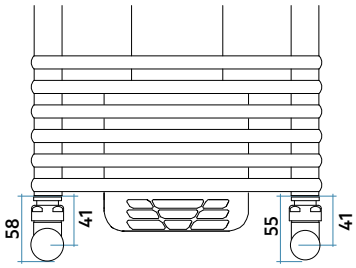

Booster

MAIN CHARACTERISTICS OF AIR DIFFUSER
- ON/OFF switch
- Power supply 230 V 50 Hz, 1 ph
- Power installed = 1000 W
- Insulation: CLASSE II
- Connecting to a network equipment that comes with the phase and neutral version without plug or with Schuko plug
- Protection index: IP24
- Long electricity cable: 1.200 mm
- Electronic ambient thermostat

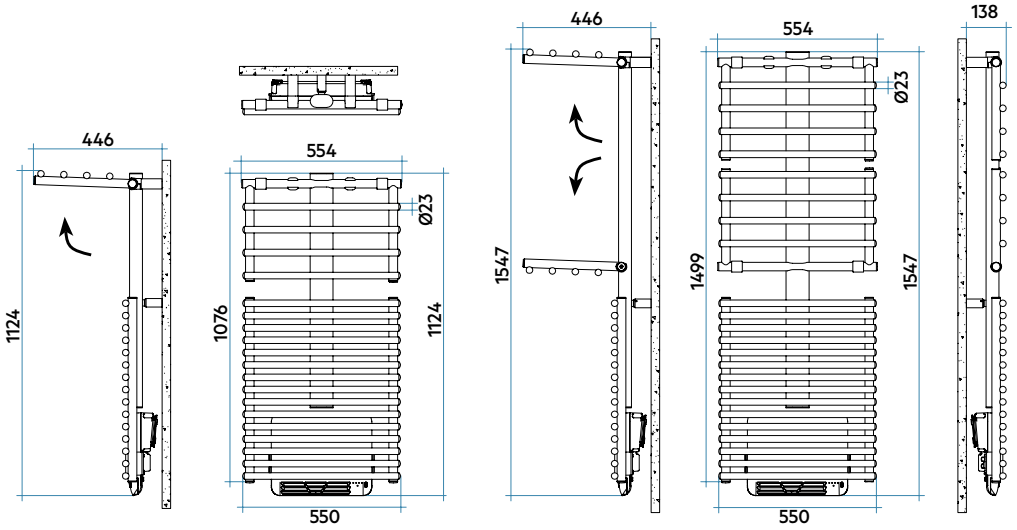

CE 16 EN442-1 EN 442 EURONORM

Model	Code	Depth Open/Closed P mm	Height H mm	Width L mm	Conn. C. L' mm	Weight Kg	Cap. lt	Therma Power Δt=50°C Open/Closed Btu/h	Δt=50°C Open/Closed **Watt**	Δt=40°C Open/Closed Watt	Δt=30°C Open/Closed **Watt (*)**	Δt=20°C Open/Closed Watt	Exp. n.	Auxilary heater with diffuser Watt.	**Price** €
1076 20 rails 1 espace	**GCM055B 01 IR 01 NNN**	385/122	1124	550	500	17,2	6,9	2.132/1.830	**625/536**	473/396	**330/268**	199/155	1,251	+ 1000	**859,00**
1499 25 rails 2 espaces	**GCL055B 01 IR 01 NNN**	385/122	1547	550	500	22,1	9,2	2.644/2.410	**775/706**	583/527	**403/362**	240/213	1,278	+ 1000	**1.174,00**

Key Codes

Width — Standard White colour code - for different colour codes see the colors page

GC M 055 B | 01 | IR | 01 | NNN

Height — Packing code

Wireless Remote Control for booster control

Get Up Air Mix is equipped with a wireless controller that allows remote management of every electric radiator function. Because the controller is wireless, it has the advantage of being quick and easy to install and does not require any modifications within the home.

REELETTRAS2501N € 107,00

Technical specifications

Wireless communication via radio signals transmitted to the receiver connected to the system.

- Approx. 30-50 metre range in residential environments (868 MHz).
- Radiofrequency communication pursuant to European standards.
- You can activate the manual functions

NOVO CULT
height 1567 mm, lenght 500 mm. Tobacco Brown finish (cod. 1B).

NOVO CULT
Tobacco Brown finish (cod. 1B).

Technical features:

- steel towel warmer radiator with horizontal elements featuring round tubes 25 mm diameter
- side manifolds with semi-oval section 50x36,5 mm
- manifold threading and central connections (50 mm) 1/2" Gas right
- maximum working pressure 6 bar
- maximum working temperature 95°C

Price included:

- 4 wall fixing in the same color as the radiator
- 1/2" air vent

Extension of Guarantee

Irsap guarantees the hydraulic seal and paint of NOVO CULT radiators for 10 years, starting with sales in 2009.

Finishes available	Surcharge
Standard White	-
Classic finished	+15%
Special finished	+25%
Other RAL colors	+40% following feasibility study

Finishing codes see page 588.

Special options and surcharges:

Radiators can be supplied with no. 1 1/2" coupling welded laterally for the connection to a single-pipe system and no. 2 1/2" couplings welded laterally to a manifold (Fig. 1). If the second coupling comes at a height that is lower than the half the radiator's total height, a diaphragm is welded inside to the manifold for optimized water circulation.

Surcharge for two 1/2" couplings welded to a lateral manifold and an internal diaphragm **(Cod. B10) € 57,00**

Surcharge for two 1/2" couplings welded to a lateral manifold and an internal diaphragm **(Cod. B 99) € 86,00**

Surcharge for one 1/2" coupling welded to a lateral manifold **(Cod. B12 left, Cod. B16 right) € 30,00**

CAUTION: when this latter special working is present, correct operation is possible only when the lower outlet coupling is in axial alignment with the lowest pipe. Whenever this coupling is higher, all the pipes below will remain cold because they are not involved in the flow of water.

Connections

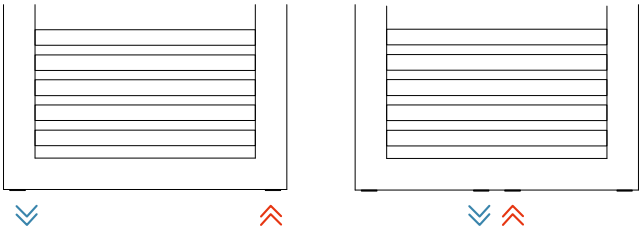

Laterals **50 mm**

Connection dimensions with IRSAP valves

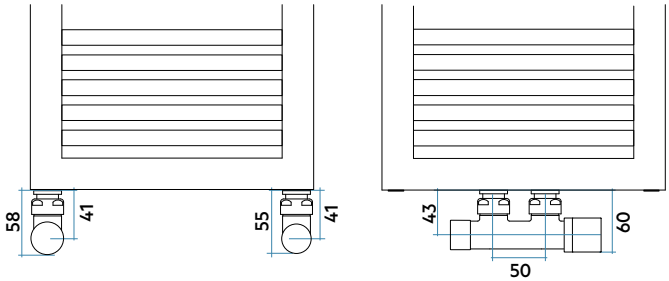

For other types of connections see pag. 406

cod. B10



cod. B99



cod. B12 left
cod. B16 right



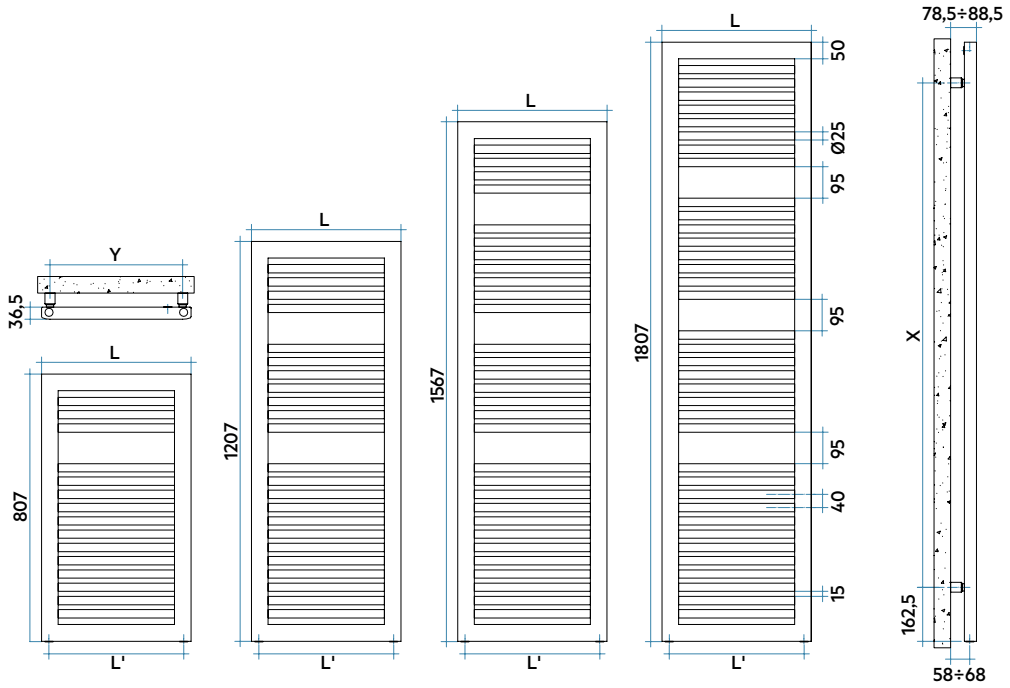

L mm	L' mm	Y mm
450	406	400
500	456	450
600	556	550

H mm	X mm
807	520
1207	920
1567	1280
1807	1520

CE 11 EN442-1

EN 442 EURONORM

Model	Code	Depth	Height	Width	Conn. centre	Weight	Cap.	Thermal Power Δt=50°C		Δt=40°C	Δt=30°C	Δt=20°C	Exp.	Price	50 mm Price
		mm	mm	mm	mm	Kg	lt	Btu/h	Watt	Watt	(*) Watt	Watt	n.	€	€
807 15 rails 1 espace	NSS045 B 01 IR 01 NNN	49	807	450	406	7,8	5,6	1.334	**391**	297	209	127	1,226	424,00	441,00
	NSS050 B 01 IR 01 NNN	49	807	500	456	8,4	6,1	1.467	**430**	327	229	139	1,229	435,00	451,00
	NSS060 B 01 IR 01 NNN	49	807	600	556	9,6	7,0	1.730	**507**	385	270	163	1,236	453,00	471,00
1207 23 rails 2 espaces	NSM045 B 01 IR 01 NNN	49	1207	450	406	11,0	8,0	1.900	**557**	420	292	175	1,262	588,00	605,00
	NSM050 B 01 IR 01 NNN	49	1207	500	456	11,8	8,6	2.081	**610**	460	320	192	1,260	607,00	624,00
	NSM060 B 01 IR 01 NNN	49	1207	600	556	13,5	9,9	2.450	**718**	542	378	227	1,258	617,00	634,00
1567 30 rails 3 espaces	NSL045 B 01 IR 01 NNN	49	1567	450	406	13,9	10,1	2.467	**723**	545	379	227	1,265	703,00	720,00
	NSL050 B 01 IR 01 NNN	49	1567	500	456	14,9	10,8	2.709	**794**	599	416	249	1,264	723,00	740,00
	NSL060 B 01 IR 01 NNN	49	1567	600	556	16,9	12,4	3.194	**936**	706	491	294	1,263	742,00	759,00
1807 36 rails 3 espaces	NSE045 B 01 IR 01 NNN	49	1807	450	406	16,0	11,7	2.873	**842**	636	443	266	1,258	867,00	884,00
	NSE050 B 01 IR 01 NNN	49	1807	500	456	17,2	12,6	3.166	**928**	701	489	294	1,255	886,00	903,00
	NSE060 B 01 IR 01 NNN	49	1807	600	556	19,6	14,4	3.750	**1.099**	831	580	349	1,250	906,00	923,00

Electric heater for Dual Power

Mix. Funct. Watt	ON/OFF Electric Heater (1) Code	Price €
400	ANRES400WDI	+ 137,00
400	ANRES400WDI	+ 137,00
400	ANRES400WDI	+ 137,00
400	ANRES400WDI	+ 137,00
400	ANRES400WDI	+ 137,00
700	ANRES700WDI	+ 147,00
700	ANRES700WDI	+ 147,00
700	ANRES700WDI	+ 147,00
1000	ANRES1000WDI	+ 158,00
700	ANRES700WDI	+ 147,00
1000	ANRES1000WDI	+ 158,00
1000	ANRES1000WDI	+ 158,00

(*) Thanks to the high performance of Irsap NOVO CULT radiators, the ideal Δt for low temperature projects is Δt at 30°C.
For Δt different from 50°C use the formula: Q=Qn (Δt / 50)^{n}
(1) To order a radiator in the mixed version put the code of the Standard version + the code of the corresponding electric heater
Example:. Mod. 1807 x 450: **NSE045 01 IR 01 NNN** (€ 867,00) + **ANRES700WDI** (€ 147,00) = Tot. € 1.014,00

Key Codes

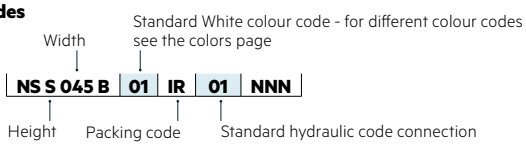

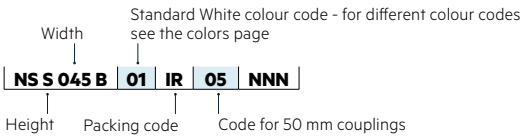

Decorative & Technical Accessories

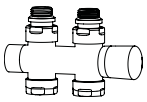

Kit Valves and Lockshield valve
Pag. 550

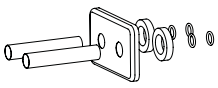

Pipe cover kit
Pag. 554

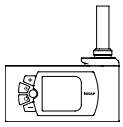

Electronic Control
Pag. 564

ODDO
height 1884 mm, lenght 600 mm. Quartz 1 finish (cod. 1C).

ODDO
Quartz 1 finish (cod. 1C).

Technical features:

- steel towel warmer radiator with horizontal elements featuring semi-ovaltubes 40x23 mm diameter
- side manifolds with semi-oval section 50x36,5 mm
- manifold threading and central connections (50 mm) 1/2" Gas right
- maximum working pressure 6 bar
- maximum working temperature 95°C

Price included:

- 4 wall fixing in the same color as the radiator
- 1/2" air vent

Finishes available	Surcharge
Standard White	-
Classic finished	+15%
Special finished	+25%
Other RAL colors	+40% following feasibility study

Finishing codes see page 588.

Special options and surcharges:
Radiators can be supplied with no. 1 1/2" coupling welded laterally for the connection to a single-pipe system and no. 2 1/2" couplings welded laterally to a manifold (Fig. 1). If the second coupling comes at a height that is lower than the half the radiator's total height, a diaphragm is welded inside to the manifold for optimized water circulation.

Surcharge for two 1/2" couplings welded to a lateral manifold and an internal diaphragm **(Cod. B10) € 57,00**

Surcharge for two 1/2" couplings welded to a lateral manifold and an internal diaphragm **(Cod. B 99) € 86,00**

Surcharge for one 1/2" coupling welded to a lateral manifold **(Cod. B12 left, Cod. B16 right) € 30,00**

CAUTION: when this latter special working is present, correct operation is possible only when the lower outlet coupling is in axial alignment with the lowest pipe. Whenever this coupling is higher, all the pipes below will remain cold because they are not involved in the flow of water.

Connections

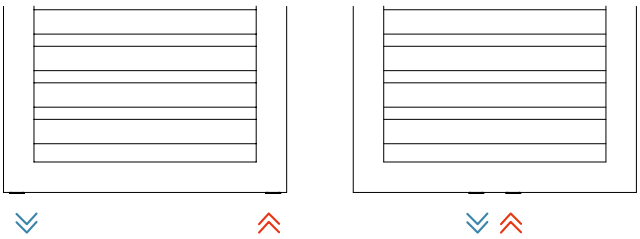

Laterali **50 mm**

For other types of connections see pag. 406

Connection dimensions with IRSAP valves

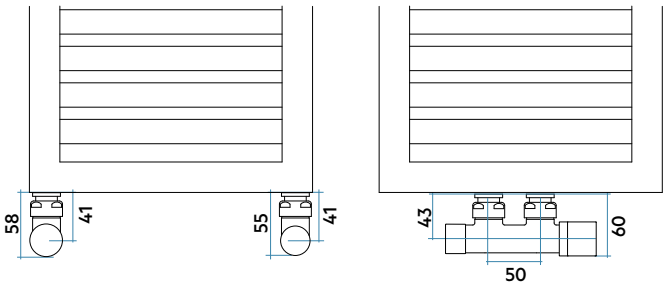

cod. B10



cod. B99



cod. B12 left
cod. B16 right



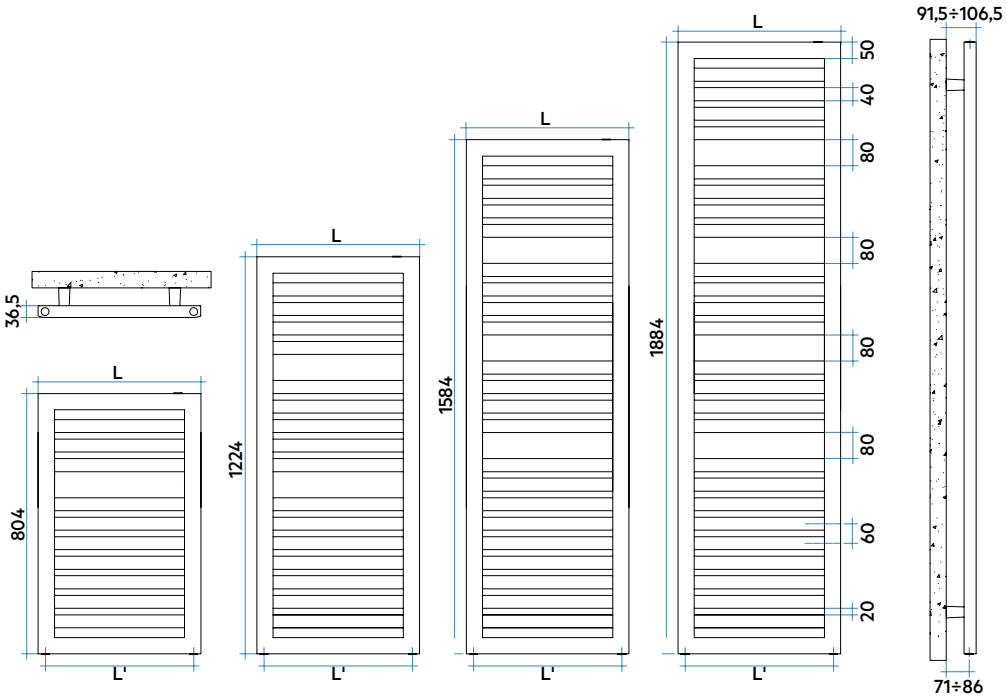

CE 14 EN442-1 EN 442 EUROPEAN NORM

Model	Code	Depth	Height	Width	Conn. centre	Weight	Cap.	Thermal Power Δt=50°C		Δt=40°C	Δt=30°C	Δt=20°C	Exp.	Price	50 mm Price
		mm	mm	mm	mm	Kg	lt	Btu/h	Watt	Watt	(*) Watt	Watt	n.	€	€
804 10 rails 1 espace	**LES045 B 01 IR 01 NNN**	36,5	804	450	406	8,9	5,9	1.276	**374**	285	**200**	122	1,224	**228,00**	**246,00**
	LES050 B 01 IR 01 NNN	36,5	804	500	456	9,7	6,4	1.396	**409**	311	**218**	133	1,229	**231,00**	**249,00**
	LES060 B 01 IR 01 NNN	36,5	804	600	556	11,2	7,5	1.634	**479**	363	**254**	154	1,238	**239,00**	**255,00**
1224 16 rails 2 espaces	**LEM045 B 01 IR 01 NNN**	36,5	1224	450	406	13,1	8,7	1.880	**551**	415	**289**	173	1,265	**277,00**	**294,00**
	LEM050 B 01 IR 01 NNN	36,5	1224	500	456	14,2	9,4	2.061	**604**	455	**317**	190	1,265	**284,00**	**300,00**
	LEM060 B 01 IR 01 NNN	36,5	1224	600	556	16,4	10,9	2.422	**710**	536	**372**	223	1,263	**294,00**	**308,00**
1584 21 rails 3 espaces	**LEL045 B 01 IR 01 NNN**	36,5	1584	450	406	16,6	11,0	2.334	**684**	517	**360**	216	1,258	**340,00**	**358,00**
	LEL050 B 01 IR 01 NNN	36,5	1584	500	456	17,9	11,9	2.569	**753**	569	**396**	238	1,259	**357,00**	**373,00**
	LEL060 B 01 IR 01 NNN	36,5	1584	600	556	20,7	13,8	3.044	**892**	674	**469**	282	1,259	**367,00**	**384,00**
1884 25 rails 3 espaces	**LEE045 B 01 IR 01 NNN**	36,5	1884	450	406	19,4	12,9	2.815	**825**	621	**430**	257	1,274	**402,00**	**418,00**
	LEE050 B 01 IR 01 NNN	36,5	1884	500	456	21,0	14,0	3.081	**903**	680	**471**	281	1,273	**418,00**	**436,00**
	LEE060 B 01 IR 01 NNN	36,5	1884	600	556	24,2	16,1	3.610	**1.058**	797	**553**	331	1,269	**430,00**	**447,00**

Electric heater for Dual Power

Mix. Funct. Watt	ON/OFF Electric Heater (1) Code	Price €
300	**ANRES300WDI**	**+ 135,00**
400	**ANRES400WDI**	**+ 137,00**
400	**ANRES400WDI**	**+ 137,00**
400	**ANRES400WDI**	**+ 137,00**
400	**ANRES400WDI**	**+ 137,00**
700	**ANRES700WDI**	**+ 147,00**
700	**ANRES700WDI**	**+ 147,00**
700	**ANRES700WDI**	**+ 147,00**
700	**ANRES700WDI**	**+ 147,00**
700	**ANRES700WDI**	**+ 147,00**
700	**ANRES700WDI**	**+ 147,00**
1000	**ANRES1000WDI**	**+ 158,00**

(*) Thanks to the high performance of Irsap ODDO radiators, the ideal Δt for low temperature projects is Δt at 30°C.
For Δt different from 50°C use the formula: $Q=Qn\ (\Delta t / 50)^n$
(1) To order a radiator in the mixed version put the code of the Standard version + the code of the corresponding electric heater
Example:. Mod. 1584 x 600: **LEL060B 01 IR 01 NNN** (€ 367,00) + **ANRES700WDI** (€ 147,00) = Tot. € 514,00

Key Codes

Width — Standard White colour code - for different colour codes see the colors page

LE S 045 B | 01 | IR | 01 | NNN

Height — Packing code — Standard hydraulic code connection

Width — Standard White colour code - for different colour codes see the colors page

LE S 045 B | 01 | IR | 05 | NNN

Height — Packing code — Code for 50 mm couplings

Decorative & Technical Accessories

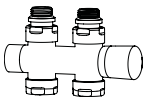

Kit Valves and Lockshield valve
Pag. 550

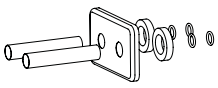

Pipe cover kit
Pag. 554

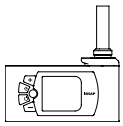

Electronic Control
Pag. 564

LIKE
height 1806 mm, lenght 632 mm. Quartz 1 finish (cod. 1C).

LIKE
Quartz 1 finish (cod. 1C).

Technical features:

- steel towel warmer radiator with horizontal elements featuring round tubes 12 mm diameter
- side manifolds with semi-oval section 40x23 mm
- manifold threading and central connections (50 mm) 1/2" Gas right
- maximum working pressure 4 bar
- maximum working temperature 95°C
- The unique construction features of the Like product do not make it compatible with single-pipe connection

Price included:

- 4 wall fixing in the same color as the radiator
- 1/2" air vent

Finishes available	Surcharge
Standard White	-
Classic finished	+15%
Special finished	+25%
Other RAL colors	+40% following feasibility study

Finishing codes see page 588.

Connections

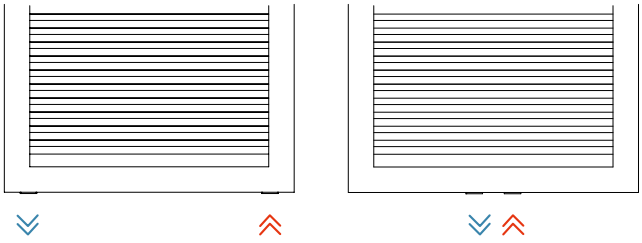

Laterals **50 mm**

Connection dimensions with IRSAP valves

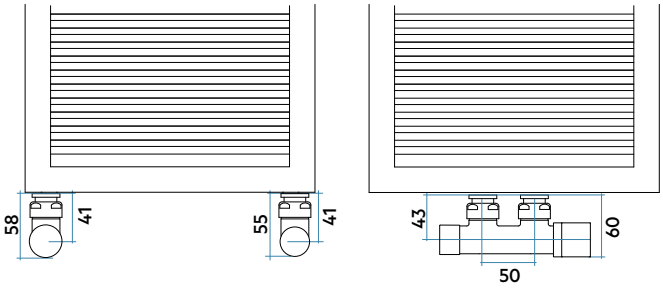

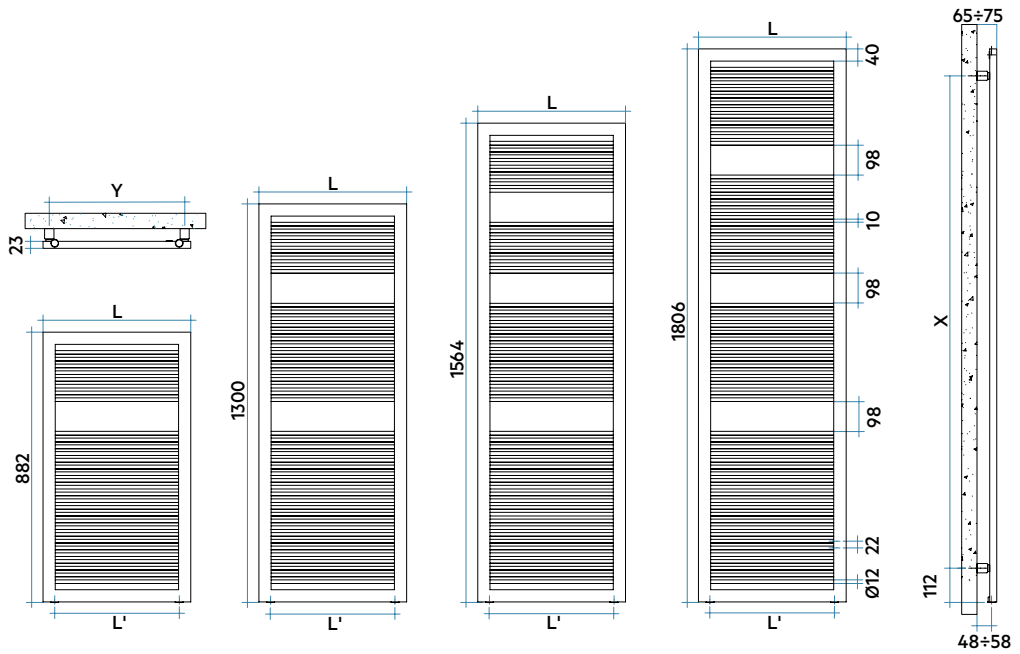

L mm	L' mm	Y mm
482	40	442
532	456	492
632	556	592

H mm	X mm
882	682
1300	1100
1564	1364
1806	1606

CE 13 EN442-1

EN 442 EUROPEAN NORM

Model	Code	Depth	Height	Width	Conn. centre	Weight	Cap.	Thermal Power Δt=50°C		Δt=40°C	Δt=30°C	Δt=20°C	Exp.	Price	50 mm Price
		mm	mm	mm	mm	Kg	lt	Btu/h	Watt	Watt	(*) Watt	Watt	n.	€	€
882 31 rails 1 espace	FCS048 B 01 IR 01 NNN	35	882	482	406	6,9	2,8	1.484	**435**	329	**229**	138	1,254	**392,00**	**392,00**
	FCS053 B 01 IR 01 NNN	35	882	532	456	7,5	3,0	1.645	**482**	365	**255**	154	1,245	**401,00**	**401,00**
	FCS063 B 01 IR 01 NNN	35	882	632	556	8,7	3,3	1.958	**574**	436	**307**	186	1,228	**407,00**	**407,00**
1300 46 rails 2 espaces	FCM048 B 01 IR 01 NNN	35	1300	482	406	9,8	3,8	2.187	**641**	484	**337**	202	1,260	**514,00**	**514,00**
	FCM053 B 01 IR 01 NNN	35	1300	532	456	10,6	4,1	2.392	**701**	530	**369**	222	1,256	**524,00**	**524,00**
	FCM063 B 01 IR 01 NNN	35	1300	632	556	12,3	4,5	2.801	**821**	622	**434**	262	1,246	**541,00**	**541,00**
1564 54 rails 3 espaces	FCL048 B 01 IR 01 NNN	35	1564	482	406	11,4	4,4	2.638	**773**	583	**406**	243	1,261	**553,00**	**553,00**
	FCL053 B 01 IR 01 NNN	35	1564	532	456	12,4	4,7	2.873	**842**	636	**443**	266	1,257	**566,00**	**566,00**
	FCL063 B 01 IR 01 NNN	35	1564	632	556	14,3	5,2	3.344	**980**	742	**518**	312	1,249	**584,00**	**584,00**
1806 65 rails 3 espaces	FCE048 B 01 IR 01 NNN	35	1806	482	406	13,3	5,1	2.931	**859**	648	**451**	270	1,262	**605,00**	**605,00**
	FCE053 B 01 IR 01 NNN	35	1806	532	456	14,5	5,4	3.320	**973**	735	**512**	307	1,259	**620,00**	**620,00**
	FCE063 B 01 IR 01 NNN	35	1806	632	556	16,8	6,0	3.852	**1.129**	854	**595**	358	1,253	**640,00**	**640,00**

(*) Thanks to the high performance of Irsap LIKE radiators, the ideal Δt for low temperature projects is Δt at 30°C.
For Δt different from 50°C use the formula: $Q=Qn\ (\Delta t / 50)^n$

Key Codes

Width — Standard White colour code - for different colour codes see the colors page

FC S 048 B | 01 | IR | 01 | NNN

Height — Packing code — Standard hydraulic code connection

Width — Standard White colour code - for different colour codes see the colors page

FC S 048 B | 01 | IR | 05 | NNN

Height — Packing code — Code for 50 mm couplings

Decorative & Technical Accessories

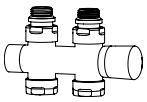

Kit Valves and Lockshield valve
Pag. 550

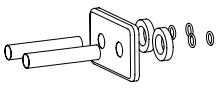

Pipe cover kit
Pag. 554



RIGO
Ivory finish (cod. 02).

RIGO
height 543 mm, lenght 1520 mm. Ivory finish (cod. 02).

Technical features:

- steel towel warmer with 23 mm diameter horizontal round bar heating elements, projection welded on 30 mm manifold
- threading at the ends of the manifold, first lower pipe, right Gas 1/2"
- maximum working pressure 8 bar
- maximum working temperature 95°C

Price included:

- 4 wall fixing in the same color as the radiator
- 1/2" air vent

Special options and surcharges:

Radiators can be supplied with no. 1 1/2" coupling welded laterally for the connection to a single-pipe system and no. 2 1/2" couplings welded laterally to a manifold (Cod. B10).

Surcharge for two 1/2" couplings welded to a lateral manifold and an internal diaphragm **(Cod. B10) € 58,00**

CAUTION: when this latter special working is present, correct operation is possible only when the lower outlet coupling is in axial alignment with the lowest pipe. Whenever this coupling is higher, all the pipes below will remain cold because they are not involved in the flow of water.

Prearrangement for monotube valve **(Cod. B14, B15) € 18,00**

Finishes available	Surcharge
Standard White	-
Classic finished	+15%
Special finished	+25%
Other RAL colors	+40% following feasibility study

Finishing codes see page 588.

Connections



Laterals

For other types of connections see pag. 406

Connection dimensions with IRSAP valves

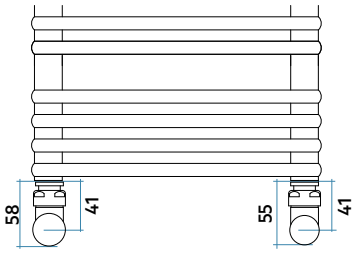

cod. B10



cod. B14



cod. B15



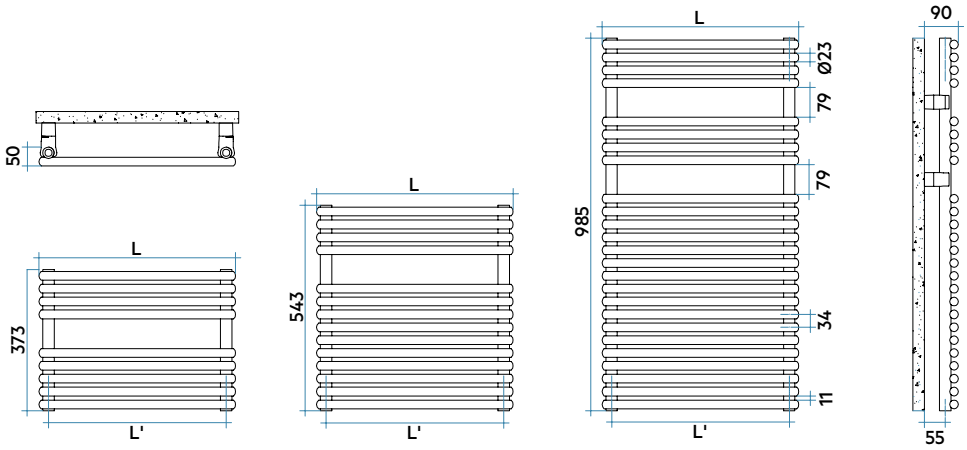

CE 21 EN442-1 EN 442 EURONORM

Model	Code	Depth mm	Height mm	Width mm	Conn. centre mm	Weight Kg	Cap. lt	Thermal Power Δt=50°C Btu/h	Δt=50°C **Watt**	Δt=40°C Watt	Δt=30°C **(*) Watt**	Δt=20°C Watt	Exp. n.	**Price €**	Mix. Funct. Watt	**ON/OFF Electric Heater (1)** Code	Price €
373 9 rails 1 espace	**RIS052 B 01 IR 01 NNN**	50	373	520	470	4,0	2,0	819	**240**	184	**131**	81	1,184	**189,00**	0	-	-
	RIS122 B 01 IR 01 NNN	50	373	1220	1170	8,3	4,0	1.764	**517**	398	**283**	176	1,177	**270,00**	0	-	-
	RIS152 B 01 IR 01 NNN	50	373	1520	1470	10,2	4,9	2.208	**647**	499	**357**	222	1,165	**326,00**	0	-	-
543 14 rails 1 espace	**RIP052 B 01 IR 01 NNN**	50	543	520	470	6,0	3,0	1.228	**360**	275	**195**	120	1,203	**217,00**	0	-	-
	RIP122 B 01 IR 01 NNN	50	543	1220	1170	12,9	6,2	2.648	**776**	595	**423**	261	1,190	**338,00**	300	**ANRES300WDI**	+ **135,00**
	RIP152 B 01 IR 01 NNN	50	543	1520	1470	15,8	7,6	3.299	**967**	745	**532**	331	1,169	**378,00**	400	**ANRES400WDI**	+ **137,00**
985 25 rails 2 espaces	**RIM052 B 01 IR 01 NNN**	50	985	520	470	10,8	5,4	2.204	**646**	492	**347**	212	1,216	**298,00**	700	**ANRES700WDI**	+ **147,00**
	RIM122 B 01 IR 01 NNN	50	985	1220	1170	23,0	11,1	4.719	**1.383**	1.058	**748**	460	1,203	**460,00**	1000	**ANRES1000WDI**	+ **158,00**
	RIM152 B 01 IR 01 NNN	50	985	1520	1470	28,2	13,6	5.855	**1.716**	1.318	**938**	581	1,182	**509,00**	1000	**ANRES1000WDI**	+ **158,00**

Electric heater for Dual Power

(*) Thanks to the high performance of Irsap RIGO radiators, the ideal Δt for low temperature projects is Δt at 30°C.
For Δt different from 50°C use the formula: $Q=Qn\ (\Delta t / 50)^n$
(1) To order a radiator in the mixed version put the code of the Standard version + the code of the corresponding electric heater
Example:. Mod. 543 x 1220: **RIP122 B 01 IR 01 NNN** (€ 338,00) + **ANRES300WDI** (€ 135,00) = Tot. € 473,00

Key Codes

Width — Standard White colour code - for different colour codes see the colors page

RI S 052 B | 01 | IR | 01 | NNN

Height — Packing code — Standard hydraulic code connection

Decorative & Technical Accessories



Kit Valves and Lockshield valve
Pag. 550

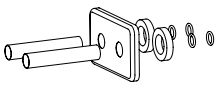

Pipe cover kit
Pag. 554

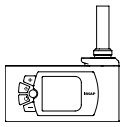

Electronic Control
Pag. 564

JAZZ
height 1290 mm, lenght 600 mm. Opaque White finish (cod. J8).

JAZZ
Opaque White finish (cod. J8).

Technical features:

- steel towel warmer radiator with horizontal elements featuring rectangulartubes 20x25 mm section
- 30x30 mm side squared manifolds
- manifold threading 1/2" Gas right
- maximum working pressure 4 bar
- maximum working temperature 95°C
- 50 mm connection
- not suitable for installation with a single-pipe system

Price included:

- 4 wall fixing in the same color as the radiator
- 2 1/2" hidden air vents complete with valve cover

Finishes available	Surcharge
Standard White	-
Classic finished	+15%
Special finished	+25%
Other RAL colors	+40% following feasibility study

Finishing codes see page 588.

Connection dimensions with IRSAP valves

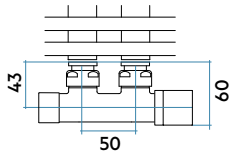

Available connections

Cod. JL

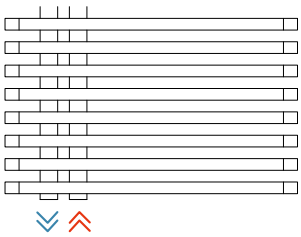

50 mm pitch on the left

Cod. JR

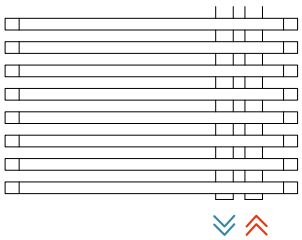

50 mm pitch on the right

TYPICAL INSTALLATION FOR ALL RADIATORS USING A TEE

"A" quota for IRSAP angle pattern valves and lockshield valves = 40 mm

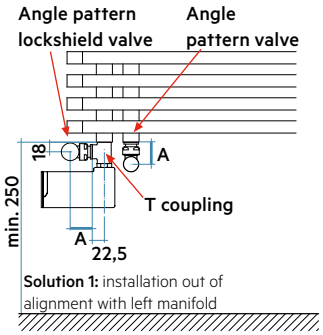

Solution 1: installation out of alignment with left manifold

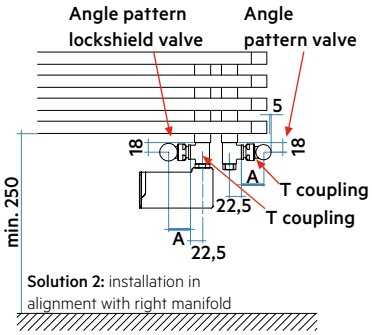

Solution 2: installation in alignment with right manifold

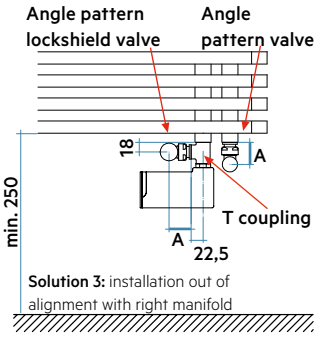

Solution 3: installation out of alignment with right manifold

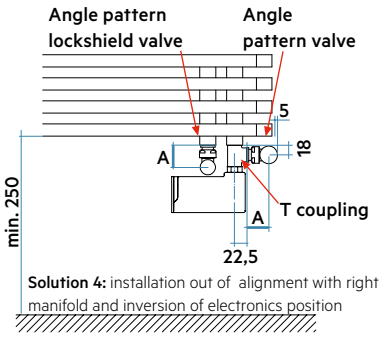

Solution 4: installation out of alignment with right manifold and inversion of electronics position

Order code: **VALKROSQMIST01**

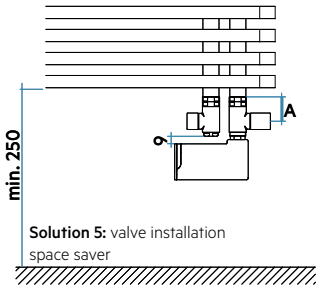

Solution 5: valve installation space saver

Order code: **VALKROSQMISTS01**

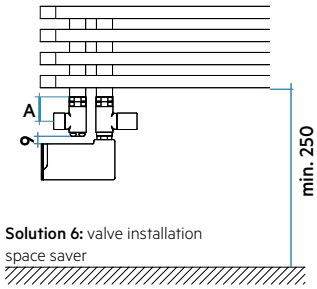

Solution 6: valve installation space saver



H mm	Y mm	X mm
890	310	440
1290	550	520
1770	550	920

CE 16 EN442-1 EN 442 EURONORM

Model	Code	Depth mm	Height mm	Width mm	Conn. centre mm	Weight Kg	Cap. lt	Thermal Power Δt=50°C Btu/h	Δt=50°C **Watt**	Δt=40°C Watt	Δt=30°C **(*) Watt**	Δt=20°C Watt	Exp. n.	**Price €**	Mix. Funct. Watt	ON/OFF Electric Heater (1) **Code**	**Price €**
890 18 rails 2 espaces	**JLS050 B 01 IR 01 NNN**	68	890	500	50	8,8	4,9	1.494	**438**	336	**239**	147	1,189	**372,00**	400	**ANRES400WDI**	**+ 137,00**
1290 28 rails 2 espaces	**JLM050 B 01 IR 01 NNN**	68	1290	500	50	13,3	7,5	2.170	**636**	485	**342**	209	1,216	**443,00**	400	**ANRES400WDI**	**+ 137,00**
	JLM060 B 01 IR 01 NNN	68	1290	600	50	15,3	8,7	2.494	**731**	557	**392**	239	1,219	**475,00**	700	**ANRES700WDI**	**+ 147,00**
1770 38 rails 3 espaces	**JLG050 B 01 IR 01 NNN**	68	1770	500	50	18,1	10,3	2.931	**859**	653	**458**	278	1,231	**563,00**	700	**ANRES700WDI**	**+ 147,00**
	JLG060 B 01 IR 01 NNN	68	1770	600	50	20,8	11,8	3.279	**961**	727	**507**	305	1,253	**594,00**	1000	**ANRES1000WDI**	**+ 158,00**

Electric heater for Dual Power

(*) Thanks to the high performance of Irsap JAZZ radiators, the ideal Δt for low temperature projects is Δt at 30°C.
For Δt different from 50°C use the formula: $Q=Qn\ (\Delta t / 50)^n$
(1) To order a radiator in the mixed version put the code of the Standard version + the code of the corresponding electric heater
Example:. Mod. 1770 x 600: **JLG060 B 01 IR 01 NNN** (€ 594,00) + **ANRES1000WDI** (€ 158,00) = Tot. € 752,00

Key Codes

Width
Height
Standard White colour code - for different colour codes see the colors page
Standard hydraulic code connection

J | L | S 050 B | 01 | IR | 01 | NNN

L for radiator Jazz with connection on the left
Packing code

Width
Height
Standard White colour code - for different colour codes see the colors page
Standard hydraulic code connection

J | R | S 050 B | 01 | IR | 01 | NNN

R for radiator Jazz with connection on the right
Packing code

Decorative & Technical Accessories

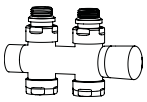

Kit Valves and Lockshield valve
Pag. 550

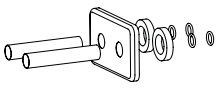

Pipe cover kit
Pag. 554

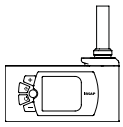

Electronic Control
Pag. 564

Technical features:
- steel towel radiator
- horizontal elements 25x20 mm rectangular steel tubes
- steel square collectors 30 x 30 mm section
- end manifolds threading 1/2"Gas right
- maximum working pressure of 4 bar
- maximum working temperature 95°C
- hydraulic radiator equipped with a booster mounted behind the radiator with a power of 1,000 watts.
- not suitable for installation with a single-pipe system

Price included:
- 4 wall fixing in the same color as the radiator
- 2 1/2" hidden air vents complete with valve cover

Finishes available	Surcharge
Standard White	-
Classic finished	+15%
Special finished	+25%
Other RAL colors	+40% following feasibility study

Finishing codes see page 588.



Available connections

Cod. JA

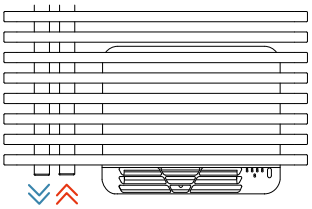

50 mm pitch on the left

Cod. JB

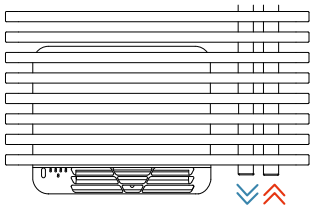

50 mm pitch on the right

Booster

Connection dimensions with IRSAP valves

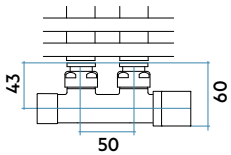

MAIN CHARACTERISTICS OF AIR DIFFUSER
- ON/OFF switch
- Power supply 230 V 50 Hz, 1 ph
- Power installed = 1000 W
- Insulation: CLASSE II
- Connecting to a network equipment that comes with the phase and neutral version without plug or with Schuko plug
- Protection index: IP24
- Long electricity cable: 1.200 mm
- Electronic ambient thermostat

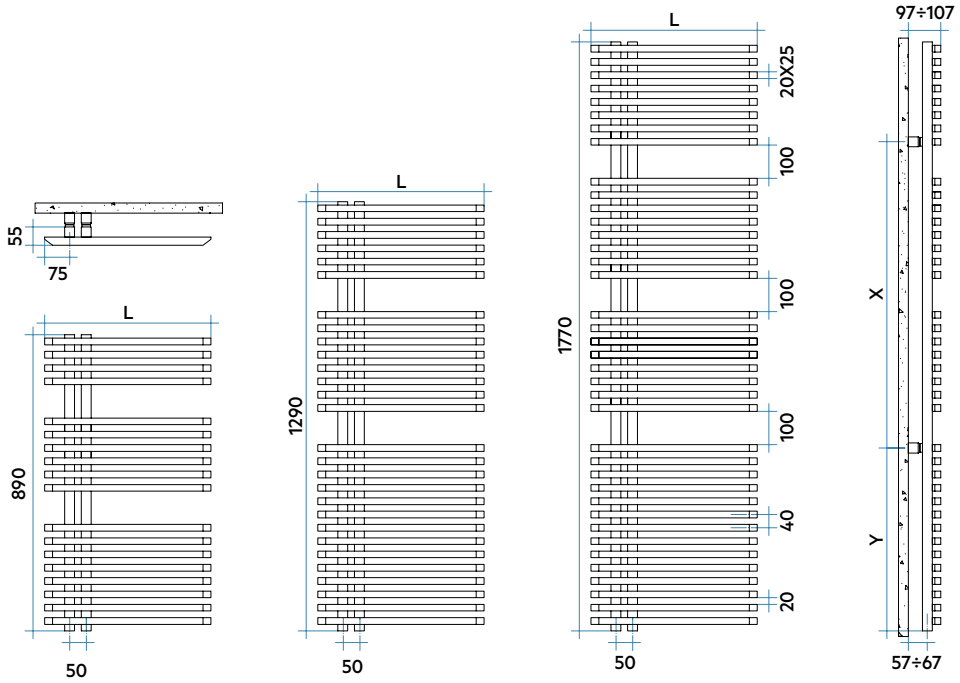

CE 16 EN442-1 EN 442 EURONORM

Model	Code	Depth P mm	Height H mm	Width L mm	Conn. C. L' mm	Weight Kg	Cap. lt	Thermal Power Δt=50°C Btu/h	Δt=50°C **Watt**	Δt=40°C Watt	Δt=30°C **Watt (*)**	Δt=20°C Watt	Exp. n.	Auxilary heater with diffuser Watt	**Price €**
890 18 rails 2 espaces	**JAS060 B 01 IR 01 NNN**	124	927	600	50	12,7	5,7	1.713	**502**	384	**271**	166	1,206	+ 1000	**577,00**
1290 28 rails 2 espaces	**JAM060 B 01 IR 01 NNN**	124	1327	600	50	18,0	8,7	2.494	**731**	557	**392**	239	1,219	+ 1000	**710,00**
1770 38 rails 3 espaces	**JAG060 B 01 IR 01 NNN**	124	1807	600	50	23,6	11,8	3.279	**961**	727	**507**	305	1,253	+ 1000	**828,00**

(*) Thanks to the high performance of Irsap JAZZ AIR MIX radiators, the ideal Δt for low temperature projects is Δt at 30°C.
For Δt different from 50°C use the formula: $Q=Qn\ (\Delta t / 50)^n$

Key Codes

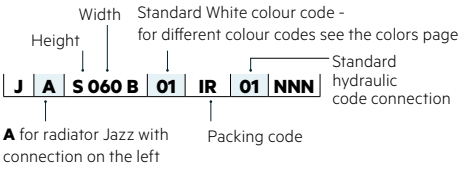

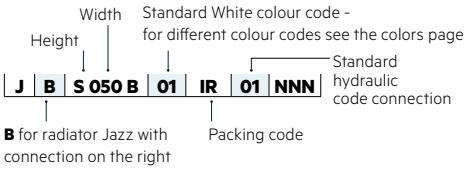

Wireless Remote Control for booster control

JAZZ Air Mix is equipped with a wireless controller that allows remote management of every electric radiator function. Because the controller is wireless, it has the advantage of being quick and easy to install and does not require any modifications within the home.
REELETTRAS2501N € 107,00

Technical specifications
Wireless communication via radio signals transmitted to the receiver connected to the system.
- Approx. 30-50 metre range in residential environments (868 MHz).
- Radiofrequency communication pursuant to European standards.
- You can activate the manual functions

Decorative & Technical Accessories

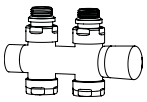

Kit Valves and Lockshield valve
Pag. 550

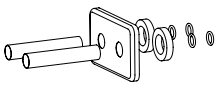

Pipe cover kit
Pag. 554

SOUL
Pearl White finish (cod. 16).

SOUL
height 1418 mm, lenght 550 mm. Pearl White finish (cod. 16).

Technical features:

- steel towel warmer radiator with horizontal elements featuring rectangular 50x10 mm section tubes
- side round manifolds with a 30 mm diameter
- manifold threading 1/2" Gas right
- maximum working pressure 4 bar
- maximum working temperature 95°C
- 50 mm connection
- not suitable for installation with a single-pipe system

Price included:

- 4 wall fixing in the same color as the radiator
- 2 1/2" hidden air vents complete with valve cover

Finishes available	Surcharge
Standard White	-
Classic finished	+15%
Special finished	+25%
Other RAL colors	+40% following feasibility study

Finishing codes see page 588.

Connection dimensions with IRSAP valves

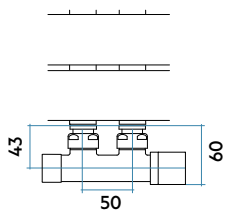

Available connections

Cod. SN

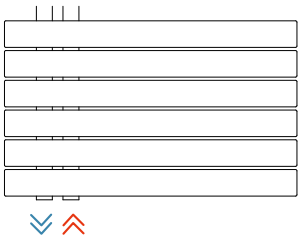

50 mm pitch on the left

Cod. SR

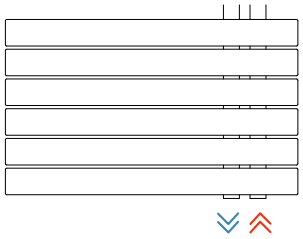

50 mm pitch on the right

TYPICAL INSTALLATION FOR ALL RADIATORS USING A TEE

"A" quota for IRSAP angle pattern valves and lockshield valves = 40 mm

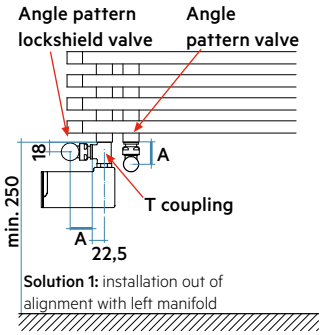

Solution 1: installation out of alignment with left manifold

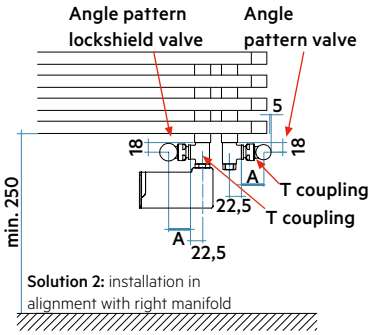

Solution 2: installation in alignment with right manifold

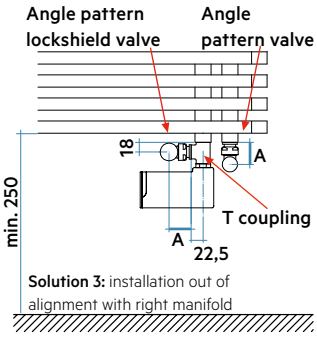

Solution 3: installation out of alignment with right manifold

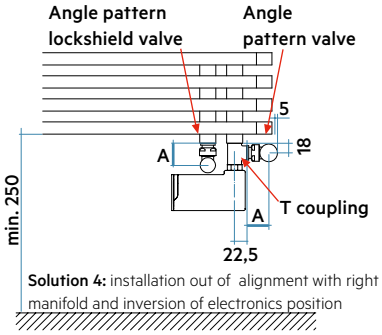

Solution 4: installation out of alignment with right manifold and inversion of electronics position

Order code: **VALKROSQMIST01**

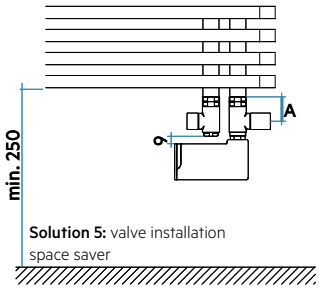

Solution 5: valve installation space saver

Order code: **VALKROSQMISTS01**

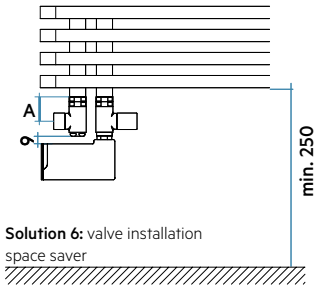

Solution 6: valve installation space saver

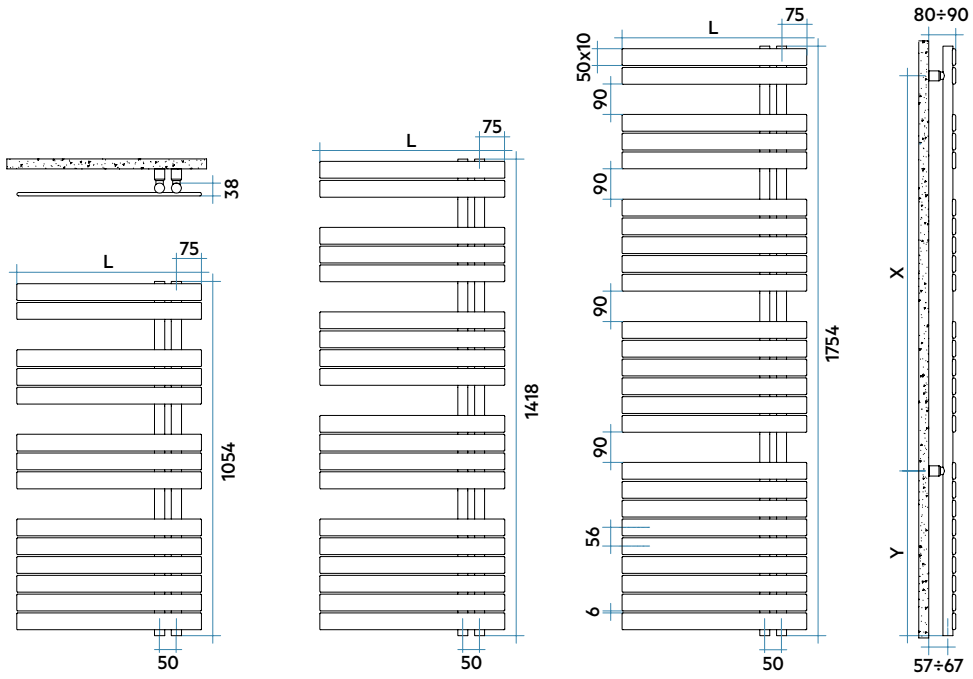

L mm	H mm	Y mm	X mm
550	1054	322	644
	1418	322	1008
	1754	490	1176

CE 15 EN442-1 EN 442 EURONORM

Model	Code	Depth mm	Height mm	Width mm	Conn. centre mm	Weight Kg	Cap. lt	Thermal Power Δt=50°C Btu/h	Δt=50°C **Watt**	Δt=40°C Watt	Δt=30°C **(*) Watt**	Δt=20°C Watt	Exp. n.	**Price €**	Mix. Funct. Watt	ON/OFF Electric Heater (1) Code	Price €
1054 14 rails 3 espaces	**SNM055 B 01 IR 01 NNN**	50	1054	550	50	9,6	3,9	1.631	**478**	362	**253**	152	1,249	**305,00**	400	**ANRES400WDI**	+ **137,00**
1418 19 rails 4 espaces	**SNL055 B 01 IR 01 NNN**	50	1418	550	50	12,9	5,3	2.160	**633**	479	**334**	201	1,253	**365,00**	700	**ANRES700WDI**	+ **147,00**
1754 25 rails 4 espaces	**SNG055 B 01 IR 01 NNN**	50	1754	550	50	16,8	6,9	2.801	**821**	621	**433**	261	1,252	**471,00**	1000	**ANRES1000WDI**	+ **158,00**

Electric heater for Dual Power

(*) Thanks to the high performance of Irsap SOUL radiators, the ideal Δt for low temperature projects is Δt at 30°C.
For Δt different from 50°C use the formula: Q=Qn (Δt / 50)^{n}
(1) To order a radiator in the mixed version put the code of the Standard version + the code of the corresponding electric heater
Example:. Mod. 1418 x 550: **SNL055 B 01 IR 01 NNN** (€ 365,00) + **ANRES700WDI** (€ 147,00) = Tot. € 512,00

Key Codes

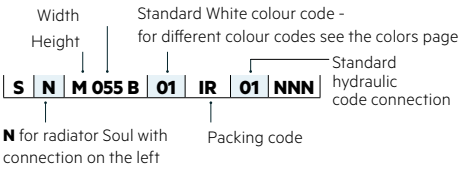

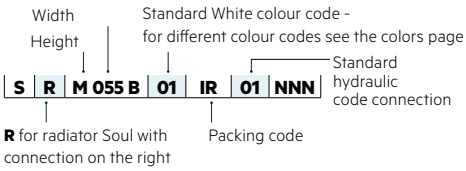

Decorative & Technical Accessories

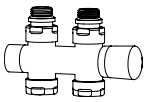

Kit Valves and Lockshield valve
Pag. 550

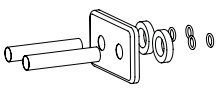

Pipe cover kit
Pag. 554

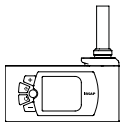

Electronic Control
Pag. 564

Technical features:

- steel towel warmer radiator with horizontal elements featuring rectangular 50x10 mm section tubes - side round manifolds with a 30 mm diameter
- manifold threading 1/2" Gas right
- maximum working pressure 4 bar
- maximum working temperature 95°C
- 50 mm connection
- hydraulic radiator equipped with a booster mounted behind the radiator with a power of 1,000 watts.
- not suitable for installation with a single-pipe system

Price included:

- 4 wall fixing in the same color as the radiator
- 2 1/2" hidden air vents complete with valve cover

Finishes available	Surcharge
Standard White	-
Classic finished	+15%
Special finished	+25%
Other RAL colors	+40% following feasibility study

Finishing codes see page 588.

Available connections

Cod. SM

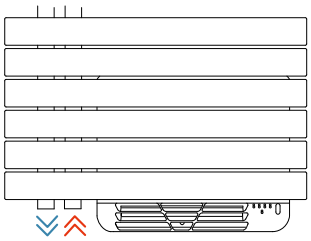

50 mm pitch on the left

Cod. SU

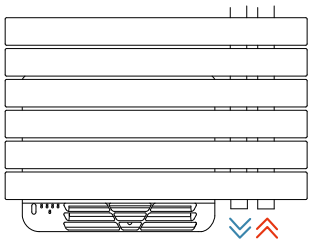

50 mm pitch on the right

Booster

Connection dimensions with IRSAP valves

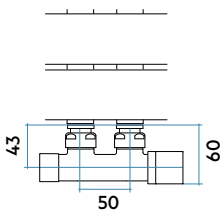

MAIN CHARACTERISTICS OF AIR DIFFUSER

- ON/OFF switch
- Power supply 230 V 50 Hz, 1 ph
- Power installed = 1000 W
- Insulation: CLASSE II
- Connecting to a network equipment that comes with the phase and neutral version without plug or with Schuko plug
- Protection index: IP24
- Long electricity cable: 1.200 mm
- Electronic ambient thermostat

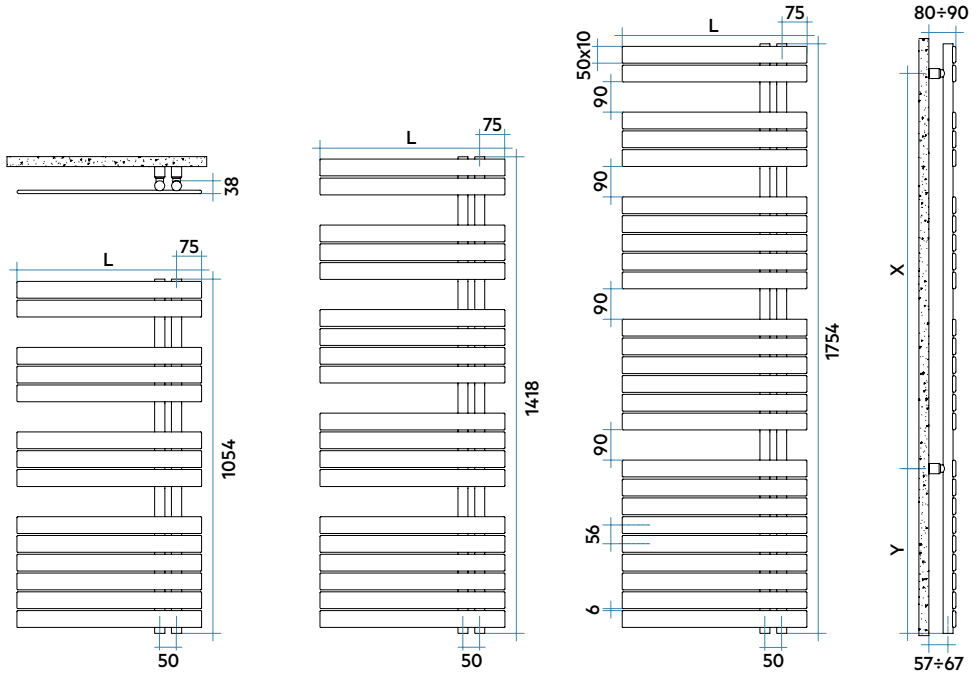

CE 15 EN442-1 EN 442 EURONORM

Model	Code	Depth	Height	Width	Conn. C.	Weight	Cap.	Thermal Power Δt=50°C		Δt=40°C	Δt=30°C	Δt=20°C	Exp.	Auxilary heater with diffuser	Price
		P mm	H mm	L mm	L' mm	Kg	lt	Btu/h	**Watt**	Watt	**Watt (*)**	Watt	n.	Watt	€
1054 14 rails 3 espaces	**SMM055 B 01 IR 01 NNN**	110	1094	550	50	12,1	3,9	1.631	**478**	362	**253**	152	1,249	+ 1000	**532,00**
1418 19 rails 4 espaces	**SML055 B 01 IR 01 NNN**	110	1458	550	50	15,4	5,3	2.160	**633**	479	**334**	201	1,253	+ 1000	**591,00**
1754 25 rails 4 espaces	**SMG055 B 01 IR 01 NNN**	110	1794	550	50	19,3	6,8	2.801	**821**	621	**433**	261	1,252	+ 1000	**703,00**

(*) Thanks to the high performance of Irsap SOUL AIR MIX radiators, the ideal Δt for low temperature projects is Δt at 30°C.
For Δt different from 50°C use the formula: $Q=Qn\ (\Delta t / 50)^n$

Key Codes

Width
Height
Standard White colour code - for different colour codes see the colors page
Standard hydraulic code connection

S | M | M 055 B | 01 | IR | 01 | NNN

M for radiator Soul with connection on the left
Packing code

Width
Height
Standard White colour code - for different colour codes see the colors page
Standard hydraulic code connection

S | U | M 055 B | 01 | IR | 01 | NNN

U for radiator Soul with connection on the right
Packing code

Decorative & Technical Accessories

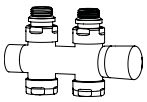

Kit Valves and Lockshield valve
Pag. 550

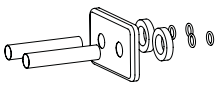

Pipe cover kit
Pag. 554

Wireless Remote Control for booster control

SOUL Air Mix is equipped with a wireless controller that allows remote management of every electric radiator function. Because the controller is wireless, it has the advantage of being quick and easy to install and does not require any modifications within the home.
REELETTRAS2501N € 107,00

Technical specifications
Wireless communication via radio signals transmitted to the receiver connected to the system.
- Approx. 30-50 metre range in residential environments (868 MHz).
- Radiofrequency communication pursuant to European standards.
- You can activate the manual functions

FUNKY
Black finish (cod. 10).



FUNKY
height 1810 mm, lenght 500 mm. Black finish (cod. 10).

Technical features:

- steel towel warmer radiator with horizontal elements featuring with a 23 mm diameter
- side round manifolds with a 30 mm diameter
- manifold threading 1/2" Gas right
- maximum working pressure 8 bar
- maximum working temperature 95°C
- 50 mm connection
- not suitable for installation with a single-pipe system

Price included:

- 4 wall fixing in the same color as the radiator
- 2 1/2" hidden air vents complete with valve cover

Finishes available	Surcharge
Standard White	-
Classic finished	+15%
Special finished	+25%
Other RAL colors	+40% following feasibility study

Finishing codes see page 588.

Connection dimensions with IRSAP valves

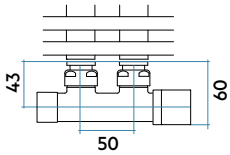

Available connections

Cod. FL

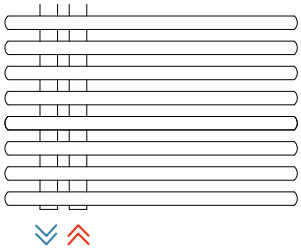

50 mm pitch on the left

Cod. FR

50 mm pitch on the right

TYPICAL INSTALLATION FOR ALL RADIATORS USING A TEE

"A" quota for IRSAP angle pattern valves and lockshield valves = 40 mm

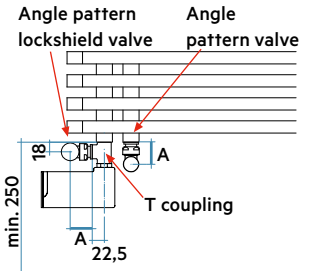

Solution 1: installation out of alignment with left manifold

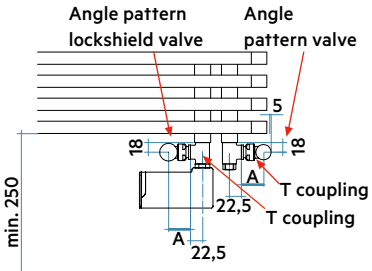

Solution 2: installation in alignment with right manifold

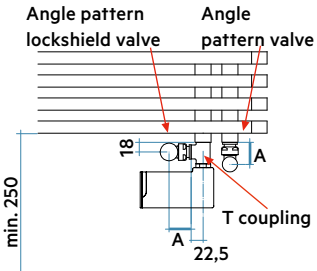

Solution 3: installation out of alignment with right manifold

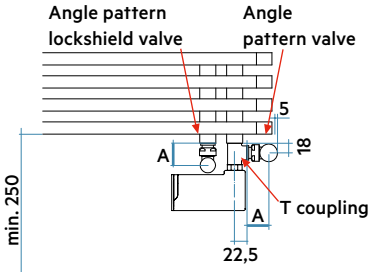

Solution 4: installation out of alignment with right manifold and inversion of electronics position

Order code: **VALKROSQMIST01**

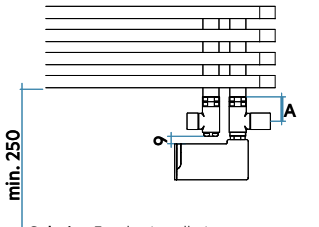

Solution 5: valve installation space saver

Order code: **VALKROSQMISTS01**

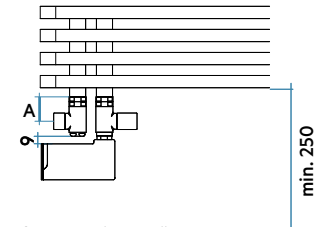

Solution 6: valve installation space saver

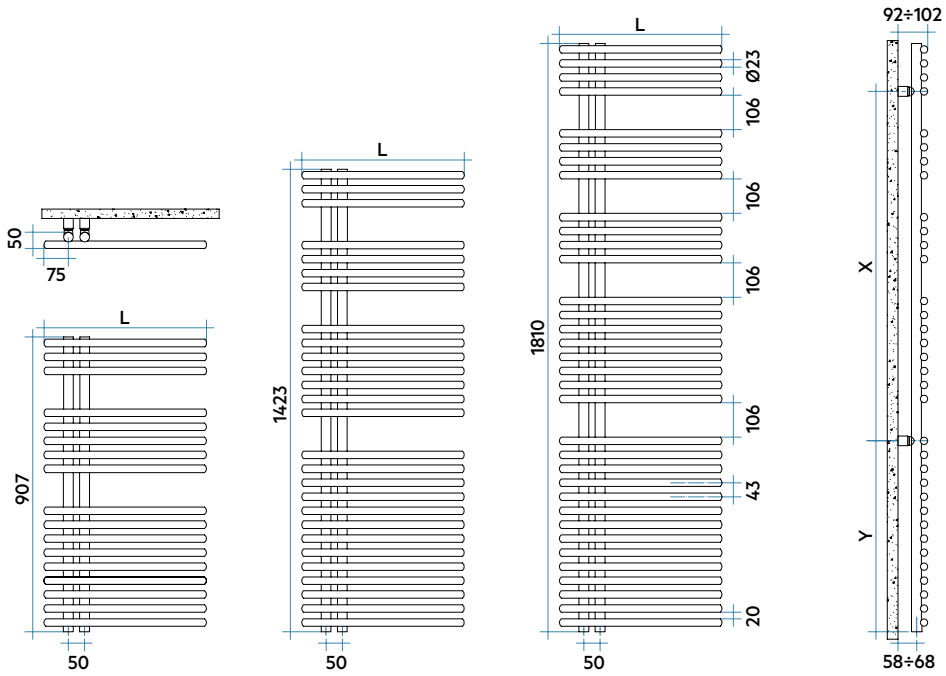

H mm	Y mm	X mm
907	372	430
1423	544	774
1810	587	1075

CE 16 EN442-1 EN 442 EURONORM

Model	Code	Depth mm	Height mm	Width mm	Conn. centre mm	Weight Kg	Cap. lt	Thermal Power Δt=50°C Btu/h	Δt=50°C **Watt**	Δt=40°C Watt	Δt=30°C **(*) Watt**	Δt=20°C Watt	Exp. n.	**Price €**	Mix. Funct. Watt	ON/OFF Electric Heater (1) **Code**	**Price €**
907 17 rails 2 espaces	**FLS050 B 01 IR 01 NNN**	62	907	500	50	7,5	3,9	1.375	**403**	311	**223**	140	1,157	**270,00**	400	**ANRES400WDI**	**+ 137,00**
1423 27 rails 3 espaces	**FLL050 B 01 IR 01 NNN**	62	1423	500	50	11,9	6,1	2.115	**620**	471	**331**	201	1,229	**311,00**	700	**ANRES700WDI**	**+ 147,00**
	FLL060 B 01 IR 01 NNN	62	1423	600	50	13,8	7,0	2.460	**721**	549	**387**	236	1,219	**329,00**	700	**ANRES700WDI**	**+ 147,00**
1810 34 rails 4 espaces	**FLG050 B 01 IR 01 NNN**	62	1810	500	50	15,0	7,7	2.678	**785**	596	**418**	253	1,235	**386,00**	700	**ANRES700WDI**	**+ 147,00**
	FLG060 B 01 IR 01 NNN	62	1810	600	50	17,3	8,8	3.044	**892**	677	**474**	287	1,238	**417,00**	700	**ANRES700WDI**	**+ 147,00**

Electric heater for Dual Power

(*) Thanks to the high performance of Irsap FUNKY radiators, the ideal Δt for low temperature projects is Δt at 30°C.
For Δt different from 50°C use the formula: $Q=Qn\ (\Delta t / 50)^n$
(1) To order a radiator in the mixed version put the code of the Standard version + the code of the corresponding electric heater
Example:. Mod. 1810 x 600: **FLG060 B 01 IR 01 NNN** (€ 417,00) + **ANRES700WDI** (€ 147,00) = Tot. € 564,00

Key Codes

Width
Height
Standard White colour code - for different colour codes see the colors page
Standard hydraulic code connection

F | L | S 050 B | 01 | IR | 01 | NNN

L for radiator Funky with connection on the left
Packing code

Width
Height
Standard White colour code - for different colour codes see the colors page
Standard hydraulic code connection

F | R | S 050 B | 01 | IR | 01 | NNN

R for radiator Funky with connection on the right
Packing code

Decorative & Technical Accessories

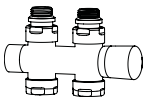

Kit Valves and Lockshield valve
Pag. 550

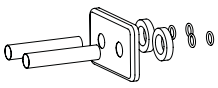

Pipe cover kit
Pag. 554

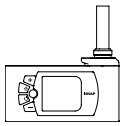

Electronic Control
Pag. 564

Technical features:

- steel towel warmer radiator with horizontal elements featuring with a 23 mm diameter - side round manifolds with a 30 mm diameter
- manifold threading 1/2" Gas right
- maximum working pressure 8 bar
- maximum working temperature 95°C
- 50 mm connection
- radiator hydraulic equipped with a booster mounted behind the radiator with a power of 1,000 watts.
- not suitable for installation with a single-pipe system

Price included:

- 4 wall fixing in the same color as the radiator
- 2 1/2" hidden air vents complete with valve cover

Finishes available	Surcharge
Standard White	-
Classic finished	+15%
Special finished	+25%
Other RAL colors	+40% following feasibility study

Finishing codes see page 588.

Available connections

Cod. FA

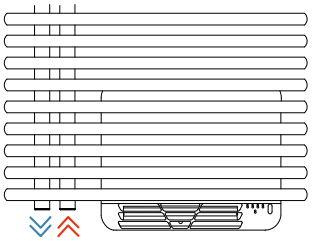

50 mm pitch on the left

Cod. FB

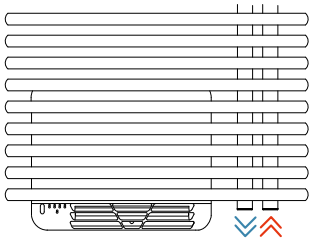

50 mm pitch on the right

Booster

Connection dimensions with IRSAP valves

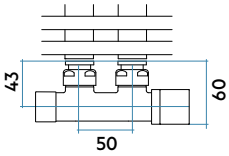

MAIN CHARACTERISTICS OF AIR DIFFUSER

- ON/OFF switch
- Power supply 230 V 50 Hz, 1 ph
- Power installed = 1000 W
- Insulation: CLASSE II
- Connecting to a network equipment that comes with the phase and neutral version without plug or with Schuko plug
- Protection index: IP24
- Long electricity cable: 1.200 mm
- Electronic ambient thermostat

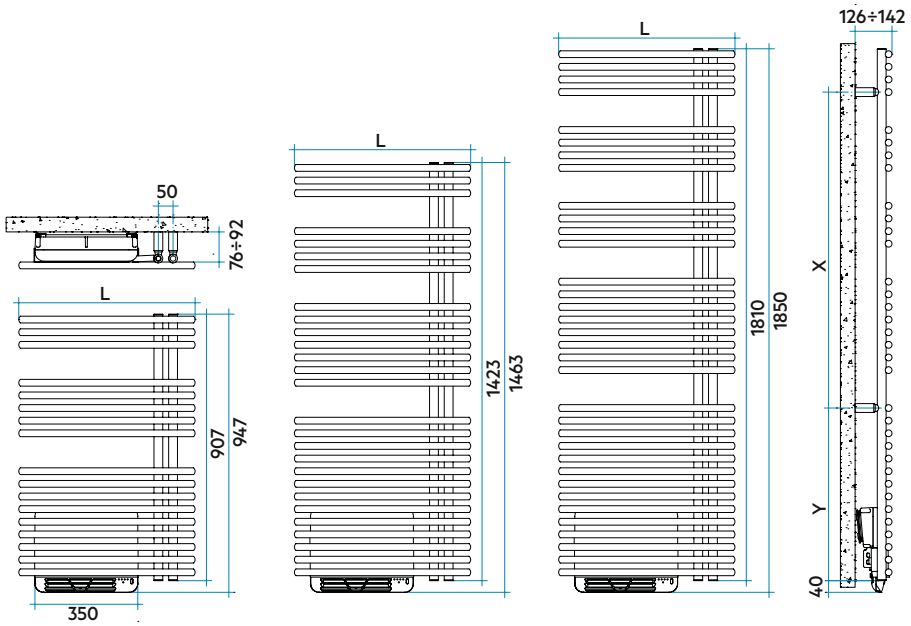

CE 16 EN442-1 EN 442 EURONORM

Model	Code	Depth P mm	Height H mm	Width L mm	Conn. C. L' mm	Weight Kg	Cap. lt	Thermal Power Δt=50°C Btu/h	Δt=50°C **Watt**	Δt=40°C Watt	Δt=30°C **Watt (*)**	Δt=20°C Watt	Exp. n.	Auxilary heater with diffuser Watt	**Price €**
907 17 rails 2 espaces	**FAS060 B 01 IR 01 NNN**	122	947	600	50	11,2	4,5	1.624	**476**	368	**265**	166	1,150	+ 1000	**420,00**
1423 27 rails 3 espaces	**FAL060 B 01 IR 01 NNN**	122	1463	600	50	16,3	7,1	2.460	**721**	549	**387**	236	1,219	+ 1000	**536,00**
1810 34 rails 4 espaces	**FAG060 B 01 IR 01 NNN**	122	1850	600	50	19,9	8,9	3.044	**892**	677	**474**	287	1,238	+ 1000	**644,00**

(*) Thanks to the high performance of Irsap FUNKY AIR MIX radiators, the ideal Δt for low temperature projects is Δt at 30°C.
For Δt different from 50°C use the formula: $Q=Qn\ (\Delta t / 50)^n$

Key Codes

Width — Height — Standard White colour code - for different colour codes see the colors page — Standard hydraulic code connection

F | A | S 060 B | 01 | IR | 01 | NNN

A for radiator Funky with connection on the left — Packing code

Width — Height — Standard White colour code - for different colour codes see the colors page — Standard hydraulic code connection

F | B | S 050 B | 01 | IR | 01 | NNN

B for radiator Funky with connection on the right — Packing code

Decorative & Technical Accessories

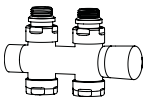

Kit Valves and Lockshield valve
Pag. 550

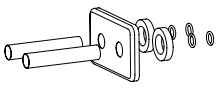

Pipe cover kit
Pag. 554

Wireless Remote Control for booster control

FUNKY AIR MIX is equipped with a wireless controller that allows remote management of every electric radiator function. Because the controller is wireless, it has the advantage of being quick and easy to install and does not require any modifications within the home.
REELETTRAS2501N € 105,00

Technical specifications
Wireless communication via radio signals transmitted to the receiver connected to the system.
- Approx. 30-50 metre range in residential environments (868 MHz).
- Radiofrequency communication pursuant to European standards.
- You can activate the manual functions

FLAUTO
Opaque Black finish (cod. K1).

FLAUTO
height 1218 mm, lenght 556 mm. Opaque Black finish (cod. K1).

Technical features:

- steel towel warmer radiator with horizontal elements featuring round tubes 18 mm diameter
- side manifolds with a 30 mm round section
- manifold threading 1/2" Gas right
- maximum working pressure 8 bar
- maximum working temperature 95°C

Price included:

- 2 CHELA wall brackets and wall spacer
- 1/2" air vent

Special options and surcharges:

Radiators can be supplied with no. 1 1/2" coupling welded laterally for the connection to a single-pipe system and no. 2 1/2" couplings welded laterally to a manifold (Cod. B10).

Surcharge for two 1/2" couplings welded to a lateral manifold and an internal diaphragm **(Cod. B10) € 58,00**

CAUTION: when this latter special working is present, correct operation is possible only when the lower outlet coupling is in axial alignment with the lowest pipe. Whenever this coupling is higher, all the pipes below will remain cold because they are not involved in the flow of water.

Prearrangement for monotube valve **(Cod. B14, B15) € 18,00**

Finishes available	Surcharge
Standard White	-
Classic finished	+15%
Special finished	+25%
Other RAL colors	+40% following feasibility study

Finishing codes see page 588.

Connections



Laterals

For other types of connections see pag. 406

Connection dimensions with IRSAP valves

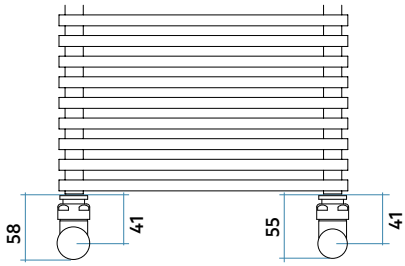

cod. B10



cod. B14



cod. B15



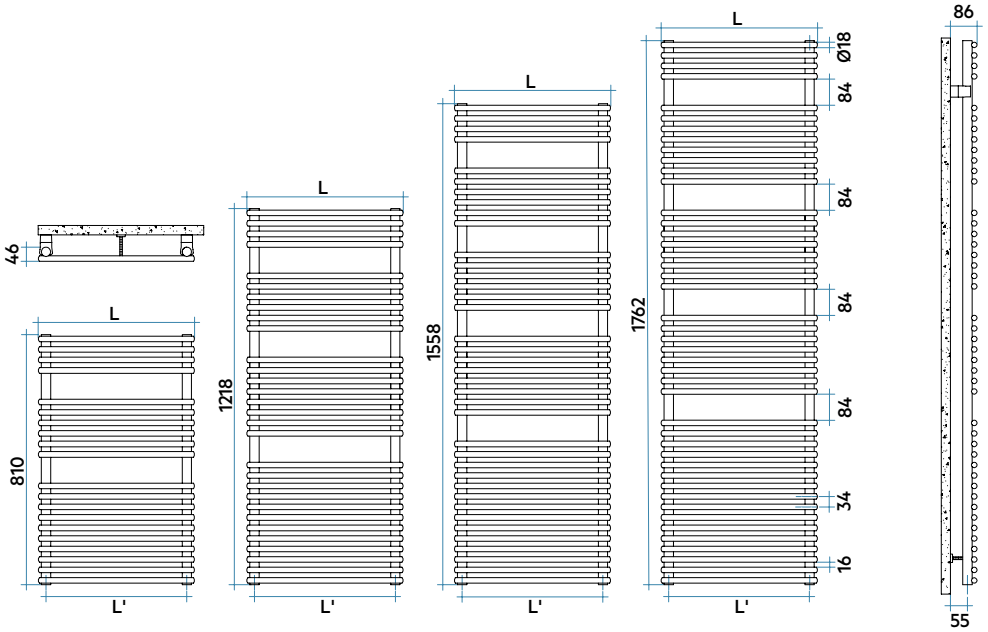

CE 01 EN442-1 EN 442 EUROPEAN NORM

Model	Code	Depth	Height	Width	Conn. centre	Weight	Cap.	Thermal Power Δt=50°C		Δt=40°C	Δt=30°C	Δt=20°C	Exp.	Price	Mix. Funct.	ON/OFF Electric Heater (1)		
		mm	mm	mm	mm	Kg	lt	Btu/h	Watt	Watt	(*) Watt	Watt	n.	€	Watt	Code		Price €
810 20 rails 2 espaces	**FTP045 B 01 IR 01 NNN**	46	810	456	406	5,6	2,8	1.402	**411**	316	**225**	139	1,179	**190,00**	400	**ANRES400WDI**	+	**137,00**
	FTP050 B 01 IR 01 NNN	46	810	506	456	6,1	3,0	1.522	**446**	343	**244**	152	1,177	**192,00**	400	**ANRES400WDI**	+	**137,00**
	FTP055 B 01 IR 01 NNN	46	810	556	506	6,5	3,1	1.642	**481**	370	**264**	164	1,175	**193,00**	400	**ANRES400WDI**	+	**137,00**
	FTP060 B 01 IR 01 NNN	46	810	606	556	7,0	3,3	1.764	**517**	398	**284**	176	1,173	**194,00**	400	**ANRES400WDI**	+	**137,00**
	FTP075 B 01 IR 01 NNN	46	810	756	706	8,4	3,9	2.127	**623**	480	**343**	214	1,167	**198,00**	400	**ANRES400WDI**	+	**137,00**
1218 30 rails 3 espaces	**FTM045 B 01 IR 01 NNN**	46	1218	456	406	8,4	4,1	2.044	**599**	460	**327**	202	1,187	**230,00**	400	**ANRES400WDI**	+	**137,00**
	FTM050 B 01 IR 01 NNN	46	1218	506	456	9,1	4,4	2.212	**648**	498	**354**	219	1,184	**233,00**	700	**ANRES700WDI**	+	**147,00**
	FTM055 B 01 IR 01 NNN	46	1218	556	506	9,8	4,7	2.380	**698**	536	**382**	236	1,181	**235,00**	700	**ANRES700WDI**	+	**147,00**
	FTM060 B 01 IR 01 NNN	46	1218	606	556	10,5	5,0	2.548	**747**	574	**409**	254	1,177	**237,00**	700	**ANRES700WDI**	+	**147,00**
	FTM075 B 01 IR 01 NNN	46	1218	756	706	12,5	5,9	3.051	**894**	689	**492**	307	1,168	**247,00**	700	**ANRES700WDI**	+	**147,00**
1558 38 rails 4 espaces	**FTL045 B 01 IR 01 NNN**	46	1558	456	406	10,6	5,2	2.613	**766**	586	**415**	255	1,200	**264,00**	700	**ANRES700WDI**	+	**147,00**
	FTL050 B 01 IR 01 NNN	46	1558	506	456	11,5	5,6	2.844	**834**	639	**454**	280	1,191	**267,00**	700	**ANRES700WDI**	+	**147,00**
	FTL055 B 01 IR 01 NNN	46	1558	556	506	12,4	6,0	3.075	**901**	692	**493**	305	1,181	**269,00**	700	**ANRES700WDI**	+	**147,00**
	FTL060 B 01 IR 01 NNN	46	1558	606	556	13,2	6,4	3.307	**969**	746	**533**	331	1,172	**273,00**	1000	**ANRES1000WDI**	+	**158,00**
	FTL075 B 01 IR 01 NNN	46	1558	756	706	15,9	7,5	4.001	**1.172**	908	**654**	411	1,144	**284,00**	1000	**ANRES1000WDI**	+	**158,00**
1762 44 rails 4 espaces	**FTG045 B 01 IR 01 NNN**	46	1762	456	406	12,2	6,0	3.048	**893**	682	**482**	295	1,207	**289,00**	700	**ANRES700WDI**	+	**147,00**
	FTG050 B 01 IR 01 NNN	46	1762	506	456	13,2	6,5	3.293	**965**	739	**523**	322	1,199	**293,00**	1000	**ANRES1000WDI**	+	**158,00**
	FTG055 B 01 IR 01 NNN	46	1762	556	506	14,3	6,9	3.538	**1.037**	795	**565**	349	1,190	**295,00**	1000	**ANRES1000WDI**	+	**158,00**
	FTG060 B 01 IR 01 NNN	46	1762	606	556	15,3	7,3	3.783	**1.109**	852	**606**	376	1,181	**299,00**	1000	**ANRES1000WDI**	+	**158,00**
	FTG075 B 01 IR 01 NNN	46	1762	756	706	18,3	8,6	4.518	**1.324**	1.023	**734**	460	1,155	**312,00**	1000	**ANRES1000WDI**	+	**158,00**

Electric heater for Dual Power

(*) Thanks to the high performance of Irsap FLAUTO radiators, the ideal Δt for low temperature projects is Δt at 30°C.
For Δt different from 50°C use the formula: Q=Qn (Δt / 50)^{n}
(1) To order a radiator in the mixed version put the code of the Standard version + the code of the corresponding electric heater
Example:. Mod. 1218 x 756: **FTM075 B 01 IR 01 NNN** (€ 247,00) + **ANRES700WDI** (€ 147,00) = Tot. € 394,00

Key Codes

Width — Standard White colour code - for different colour codes see the colors page

FT P 045 B | 01 | IR | 01 | NNN

Height — Packing code — Standard hydraulic code connection

Decorative & Technical Accessories



Kit Valves and Lockshield valve
Pag. 550

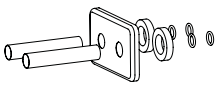

Pipe cover kit
Pag. 554

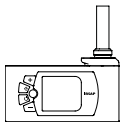

Electronic Control
Pag. 564

FLAUTO 2
Claret finish (cod. 06).

FLAUTO 2
height 1762 mm, lenght 606 mm. Claret finish (cod. 06).

Technical features:

- steel towel warmer radiator with horizontal elements featuring round tubes 18 mm diameter
- side manifolds with a 30 mm round section
- manifold threading 1/2" Gas right
- maximum working pressure 8 bar
- maximum working temperature 95°C

Price included:

- 2 pair of chela wall brackets
- 1/2" air vent

Special options and surcharges:

Radiators can be supplied with no. 1 1/2" coupling welded laterally for the connection to a single-pipe system and no. 2 1/2" couplings welded laterally to a manifold (Cod. B10).

Surcharge for two 1/2" couplings welded to a lateral manifold and an internal diaphragm **(Cod. B10) € 58,00**

CAUTION: when this latter special working is present, correct operation is possible only when the lower outlet coupling is in axial alignment with the lowest pipe. Whenever this coupling is higher, all the pipes below will remain cold because they are not involved in the flow of water.

Prearrangement for monotube valve **(Cod. B14) € 18,00**

Finishes available	Surcharge
Standard White	-
Classic finished	+15%
Special finished	+25%
Other RAL colors	+40% following feasibility study

Finishing codes see page 588.

Connections



Laterals

For other types of connections see pag. 406

Connection dimensions with IRSAP valves

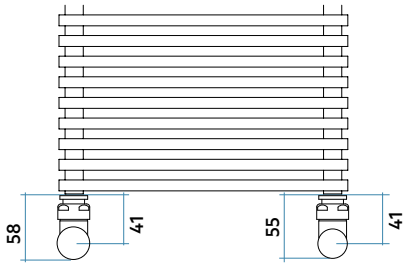

cod. B10



cod. B14



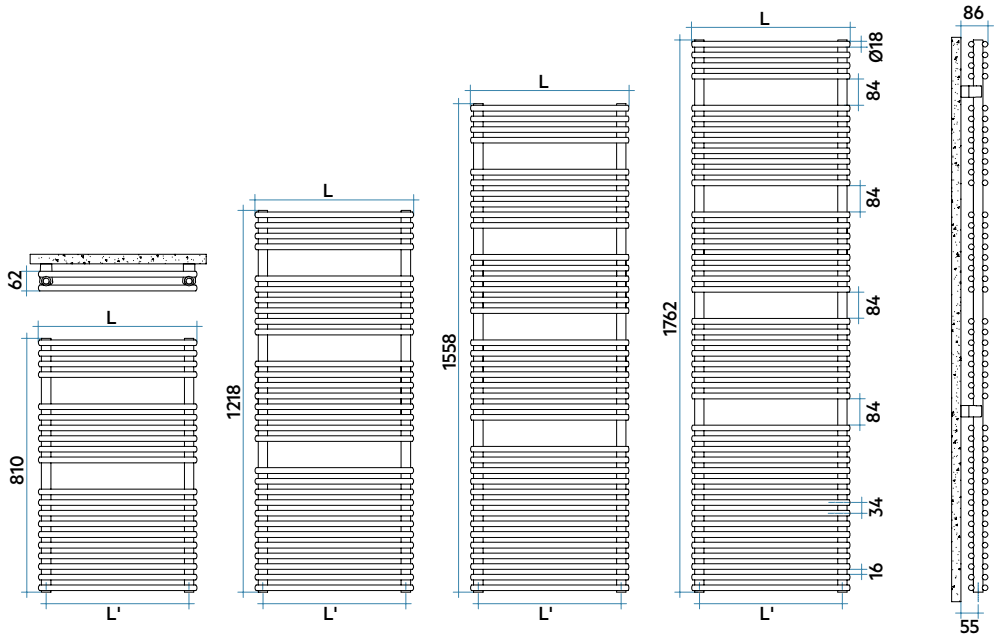

CE 01 EN442-1 EN 442 EUROPEAN NORM

Model	Code	Depth	Height	Width	Conn. centre	Weight	Cap.	Thermal Power Δt=50°C		Δt=40°C	Δt=30°C	Δt=20°C	Exp.	Price	Mix. Funct.	ON/OFF Electric Heater (1)	
		mm	mm	mm	mm	Kg	lt	Btu/h	Watt	Watt	(*) Watt	Watt	n.	€	Watt	Code	Price €
810 40 rails 2 espaces	**FDP045 B 01 IR 01 NNN**	62	810	456	406	9,8	4,5	1.975	**579**	444	**315**	194	1,192	**314,00**	400	**ANRES400WDI**	**+ 137,00**
	FDP050 B 01 IR 01 NNN	62	810	506	456	10,7	4,9	2.192	**642**	492	**349**	215	1,196	**318,00**	400	**ANRES400WDI**	**+ 137,00**
	FDP055 B 01 IR 01 NNN	62	810	556	506	11,6	5,3	2.408	**706**	540	**382**	235	1,199	**320,00**	700	**ANRES700WDI**	**+ 147,00**
	FDP060 B 01 IR 01 NNN	62	810	606	556	12,5	5,7	2.625	**769**	588	**416**	256	1,203	**323,00**	700	**ANRES700WDI**	**+ 147,00**
	FDP075 B 01 IR 01 NNN	62	810	756	706	15,3	6,9	3.275	**960**	732	**516**	316	1,214	**331,00**	1000	**ANRES1000WDI**	**+ 158,00**
1218 60 rails 3 espaces	**FDM045 B 01 IR 01 NNN**	62	1218	456	406	14,7	6,8	2.796	**820**	624	**439**	268	1,221	**383,00**	700	**ANRES700WDI**	**+ 147,00**
	FDM050 B 01 IR 01 NNN	62	1218	506	456	16,0	7,4	3.107	**911**	694	**488**	298	1,221	**387,00**	700	**ANRES700WDI**	**+ 147,00**
	FDM055 B 01 IR 01 NNN	62	1218	556	506	17,4	8,0	3.418	**1.002**	763	**537**	328	1,220	**389,00**	1000	**ANRES1000WDI**	**+ 158,00**
	FDM060 B 01 IR 01 NNN	62	1218	606	556	18,8	8,6	3.730	**1.093**	833	**586**	358	1,220	**393,00**	1000	**ANRES1000WDI**	**+ 158,00**
	FDM075 B 01 IR 01 NNN	62	1218	756	706	22,9	10,3	4.664	**1.367**	1.041	**733**	447	1,219	**408,00**	1000	**ANRES1000WDI**	**+ 158,00**
1558 76 rails 4 espaces	**FDL045 B 01 IR 01 NNN**	62	1558	456	406	18,6	8,7	3.606	**1.057**	803	**563**	342	1,232	**438,00**	1000	**ANRES1000WDI**	**+ 158,00**
	FDL050 B 01 IR 01 NNN	62	1558	506	456	20,3	9,4	3.985	**1.168**	889	**625**	381	1,223	**442,00**	1000	**ANRES1000WDI**	**+ 158,00**
	FDL055 B 01 IR 01 NNN	62	1558	556	506	22,1	10,1	4.364	**1.279**	975	**688**	420	1,215	**447,00**	1000	**ANRES1000WDI**	**+ 158,00**
	FDL060 B 01 IR 01 NNN	62	1558	606	556	23,8	10,9	4.743	**1.390**	1.062	**751**	460	1,206	**452,00**	1000	**ANRES1000WDI**	**+ 158,00**
	FDL075 B 01 IR 01 NNN	62	1558	756	706	29,0	13,1	5.879	**1.723**	1.324	**942**	584	1,181	**471,00**	1000	**ANRES1000WDI**	**+ 158,00**
1762 88 rails 4 espaces	**FDG045 B 01 IR 01 NNN**	62	1762	456	406	21,4	10,0	4.107	**1.204**	912	**638**	386	1,242	**477,00**	1000	**ANRES1000WDI**	**+ 158,00**
	FDG050 B 01 IR 01 NNN	62	1762	506	456	23,4	10,8	4.584	**1.343**	1.021	**717**	435	1,230	**483,00**	1000	**ANRES1000WDI**	**+ 158,00**
	FDG055 B 01 IR 01 NNN	62	1762	556	506	25,5	11,7	5.061	**1.483**	1.130	**796**	486	1,219	**489,00**	1000	**ANRES1000WDI**	**+ 158,00**
	FDG060 B 01 IR 01 NNN	62	1762	606	556	27,5	12,6	5.537	**1.623**	1.240	**876**	537	1,207	**495,00**	1000	**ANRES1000WDI**	**+ 158,00**
	FDG075 B 01 IR 01 NNN	62	1762	756	706	33,5	15,1	6.968	**2.042**	1.572	**1.122**	697	1,173	**515,00**	1000	**ANRES1000WDI**	**+ 158,00**

Electric heater for Dual Power

(*) Thanks to the high performance of Irsap FLAUTO 2 radiators, the ideal Δt for low temperature projects is Δt at 30°C.
For Δt different from 50°C use the formula: Q=Qn (Δt / 50)^{n}
(1) To order a radiator in the mixed version put the code of the Standard version + the code of the corresponding electric heater
Example:. Mod. 1762 x 556: **FDG055 B 01 IR 01 NNN** (€ 489,00) + **ANRES1000WDI** (€ 158,00) = Tot. € 647,00

Key Codes

Width — Standard White colour code - for different colour codes see the colors page

FD P 045 B | 01 | IR | 01 | NNN

Height — Packing code — Standard hydraulic code connection

Decorative & Technical Accessories



Kit Valves and Lockshield valve
Pag. 550

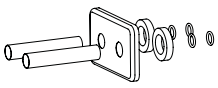

Pipe cover kit
Pag. 554

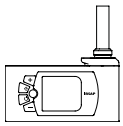

Electronic Control
Pag. 564

XILO
Black finish (cod. 10).

XILO
height 1744 mm, lenght 606 mm. Black finish (cod. 10).

Technical features:

- steel towel warmer radiator with horizontal elements featuring round tubes 18 mm diameter
- side manifolds with a 30 mm round section
- manifold threading 1/2" Gas right
- maximum working pressure 4 bar
- maximum working temperature 95°C

Price included:

- 2 CHELA wall brackets
- 1/2" air vent

Special options and surcharges:

Radiators can be supplied with no. 1 1/2" coupling welded laterally for the connection to a single-pipe system and no. 2 1/2" couplings welded laterally to a manifold (Cod. B10).

Surcharge for two 1/2" couplings welded to a lateral manifold and an internal diaphragm **(Cod. B10) € 58,00**

CAUTION: when this latter special working is present, correct operation is possible only when the lower outlet coupling is in axial alignment with the lowest pipe. Whenever this coupling is higher, all the pipes below will remain cold because they are not involved in the flow of water.

Prearrangement for monotube valve **(Cod. B14, B15) € 18,00**

Finishes available	Surcharge
Standard White	-
Classic finished	+15%
Special finished	+25%
Other RAL colors	+40% following feasibility study

Finishing codes see page 588.

Connections

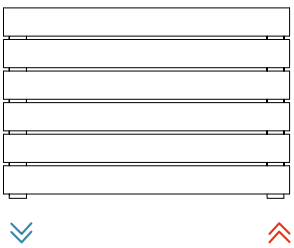

Laterals

For other types of connections see pag. 406

Connection dimensions with IRSAP valves

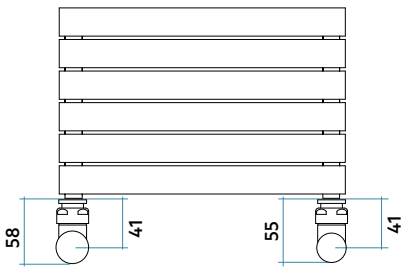

cod. B10



cod. B14



cod. B15



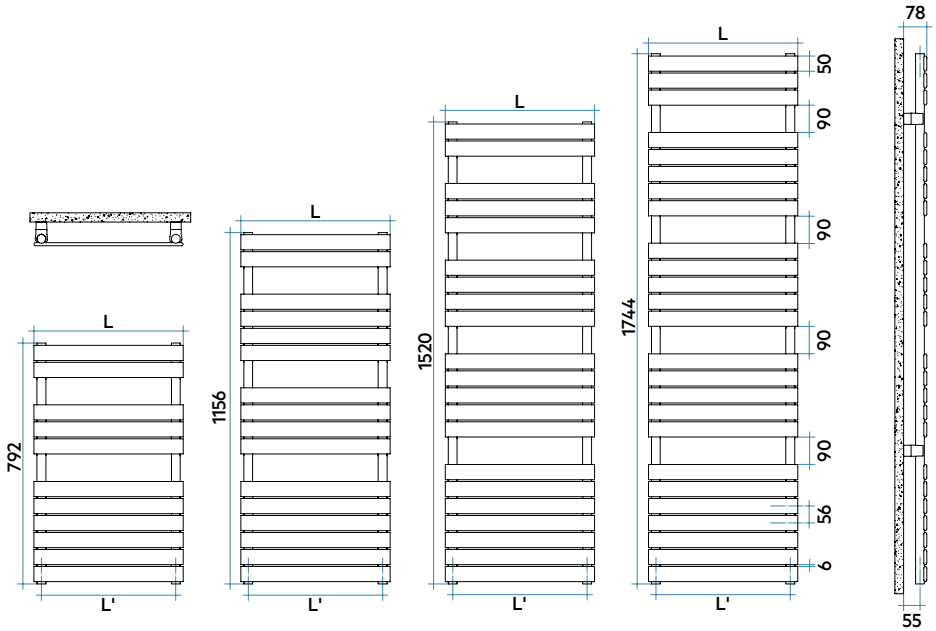

CE 01 EN442-1 EN 442 EUROPEAN NORM

Model	Code	Depth	Height	Width	Conn. centre	Weight	Cap.	Thermal Power Δt=50°C		Δt=40°C	Δt=30°C	Δt=20°C	Exp.	Price	Mix. Funct.	ON/OFF Electric Heater (1)	
		mm	mm	mm	mm	Kg	lt	Btu/h	Watt	Watt	(*) Watt	Watt	n.	€	Watt	Code	Price €
792 11 rails 2 espaces	**XOP045 B 01 IR 01 NNN**	38	792	456	406	6,4	2,7	1.286	**377**	288	**204**	126	1,200	**187,00**	400	**ANRES400WDI**	+ **137,00**
	XOP050 B 01 IR 01 NNN	38	792	506	456	7,0	2,9	1.406	**412**	315	**223**	137	1,199	**189,00**	400	**ANRES400WDI**	+ **137,00**
	XOP055 B 01 IR 01 NNN	38	792	556	506	7,5	3,1	1.526	**447**	342	**243**	149	1,198	**190,00**	400	**ANRES400WDI**	+ **137,00**
	XOP060 B 01 IR 01 NNN	38	792	606	556	8,1	3,3	1.646	**482**	369	**262**	161	1,197	**192,00**	400	**ANRES400WDI**	+ **137,00**
	XOP075 B 01 IR 01 NNN	38	792	756	706	9,7	3,8	2.006	**588**	450	**319**	197	1,195	**196,00**	400	**ANRES400WDI**	+ **137,00**
1156 16 rails 3 espaces	**XOM045 B 01 IR 01 NNN**	38	1156	456	406	9,3	3,9	1.731	**507**	390	**278**	172	1,180	**227,00**	400	**ANRES400WDI**	+ **137,00**
	XOM050 B 01 IR 01 NNN	38	1156	506	456	10,1	4,2	1.902	**558**	429	**305**	189	1,178	**230,00**	400	**ANRES400WDI**	+ **137,00**
	XOM055 B 01 IR 01 NNN	38	1156	556	506	10,9	4,5	2.073	**608**	467	**333**	207	1,177	**231,00**	400	**ANRES400WDI**	+ **137,00**
	XOM060 B 01 IR 01 NNN	38	1156	606	556	11,7	4,8	2.244	**658**	506	**361**	224	1,175	**233,00**	700	**ANRES700WDI**	+ **147,00**
	XOM075 B 01 IR 01 NNN	38	1156	756	706	14,1	5,6	2.756	**808**	622	**444**	276	1,170	**243,00**	700	**ANRES700WDI**	+ **147,00**
1520 21 rails 4 espaces	**XOL045 B 01 IR 01 NNN**	38	1520	456	406	12,2	5,2	2.230	**654**	498	**351**	215	1,214	**260,00**	700	**ANRES700WDI**	+ **147,00**
	XOL050 B 01 IR 01 NNN	38	1520	506	456	13,3	5,5	2.451	**718**	549	**388**	238	1,205	**263,00**	700	**ANRES700WDI**	+ **147,00**
	XOL055 B 01 IR 01 NNN	38	1520	556	506	14,3	5,9	2.672	**783**	600	**425**	262	1,195	**265,00**	700	**ANRES700WDI**	+ **147,00**
	XOL060 B 01 IR 01 NNN	38	1520	606	556	15,4	6,3	2.894	**848**	651	**463**	286	1,186	**267,00**	700	**ANRES700WDI**	+ **147,00**
	XOL075 B 01 IR 01 NNN	38	1520	756	706	18,5	7,4	3.558	**1.043**	805	**577**	361	1,157	**280,00**	1000	**ANRES1000WDI**	+ **158,00**
1744 25 rails 4 espaces	**XOG045 B 01 IR 01 NNN**	38	1744	456	406	14,4	6,1	2.612	**766**	588	**418**	258	1,185	**285,00**	700	**ANRES700WDI**	+ **147,00**
	XOG050 B 01 IR 01 NNN	38	1744	506	456	15,7	6,5	2.863	**839**	644	**459**	284	1,182	**288,00**	700	**ANRES700WDI**	+ **147,00**
	XOG055 B 01 IR 01 NNN	38	1744	556	506	16,9	6,9	3.113	**912**	701	**500**	310	1,179	**290,00**	700	**ANRES700WDI**	+ **147,00**
	XOG060 B 01 IR 01 NNN	38	1744	606	556	18,2	7,4	3.364	**986**	758	**541**	336	1,176	**294,00**	1000	**ANRES1000WDI**	+ **158,00**
	XOG075 B 01 IR 01 NNN	38	1744	756	706	21,9	8,7	4.115	**1.206**	930	**665**	414	1,167	**305,00**	1000	**ANRES1000WDI**	+ **158,00**

Electric heater for Dual Power

(*) Thanks to the high performance of Irsap XILO radiators, the ideal Δt for low temperature projects is Δt at 30°C.
For Δt different from 50°C use the formula: Q=Qn (Δt / 50)^n
(1) To order a radiator in the mixed version put the code of the Standard version + the code of the corresponding electric heater
Example:. Mod. 1520 x 756: **XOL075 B 01 IR 01 NNN** (€ 280,00) + **ANRES1000WDI** (€ 158,00) = Tot. € 438,00

Key Codes

Width — Standard White colour code - for different colour codes see the colors page

XO P 045 B | 01 | IR | 01 | NNN

Height — Packing code — Standard hydraulic code connection

Decorative & Technical Accessories



Kit Valves and Lockshield valve
Pag. 550

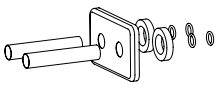

Pipe cover kit
Pag. 554

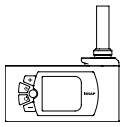

Electronic Control
Pag. 564

XILO 2
height 1744 mm, lenght 606 mm. Brown Rust finish (cod. E1).

XILO 2
Brown Rust finish (cod. E1).

Technical features:

- steel towel warmer radiator with horizontal elements featuring round tubes 18 mm diameter
- side manifolds with a 30 mm round section
- manifold threading 1/2" Gas right
- maximum working pressure 4 bar
- maximum working temperature 95°C

Price included:

- 2 pair of CHELA wall brackets
- 1/2" air vent

Special options and surcharges:

Radiators can be supplied with no. 1 1/2" coupling welded laterally for the connection to a single-pipe system and no. 2 1/2" couplings welded laterally to a manifold (Cod. B10).

Surcharge for two 1/2" couplings welded to a lateral manifold and an internal diaphragm **(Cod. B10) € 58,00**

CAUTION: when this latter special working is present, correct operation is possible only when the lower outlet coupling is in axial alignment with the lowest pipe. Whenever this coupling is higher, all the pipes below will remain cold because they are not involved in the flow of water.

Prearrangement for monotube valve **(Cod. B14, B15) € 18,00**

Finishes available	Surcharge
Standard White	-
Classic finished	+15%
Special finished	+25%
Other RAL colors	+40% following feasibility study

Finishing codes see page 588.

Connections

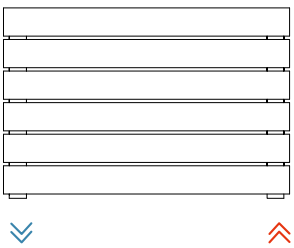

Laterals

For other types of connections see pag. 406

Connection dimensions with IRSAP valves

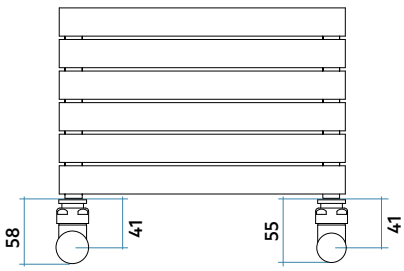

cod. B10



cod. B14



cod. B15



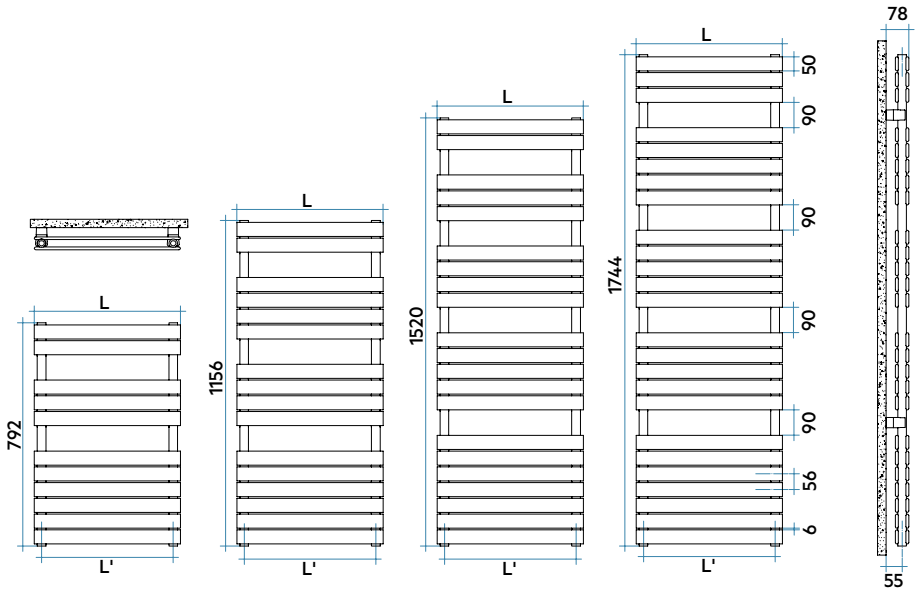

CE 01 EN442-1 EN 442 EUROPEAN NORM

Model	Code	Depth	Height	Width	Conn. centre	Weight	Cap.	Thermal Power Δt=50°C		Δt=40°C	Δt=30°C	Δt=20°C	Exp.	Price
		mm	mm	mm	mm	Kg	lt	Btu/h	Watt	Watt	(*) Watt	Watt	n.	€
792 22 rails 2 espaces	**X2P045 B 01 IR 01 NNN**	46	792	456	406	11,4	4,4	1.819	**533**	409	**290**	179	1,192	**318,00**
	X2P050 B 01 IR 01 NNN	46	792	506	456	12,5	4,8	1.986	**582**	446	**317**	196	1,189	**321,00**
	X2P055 B 01 IR 01 NNN	46	792	556	506	13,6	5,2	2.153	**631**	484	**344**	213	1,186	**323,00**
	X2P060 B 01 IR 01 NNN	46	792	606	556	14,7	5,6	2.320	**680**	522	**371**	230	1,184	**325,00**
	X2P075 B 01 IR 01 NNN	46	792	756	706	18,0	6,8	2.821	**827**	636	**454**	282	1,175	**333,00**
1156 32 rails 3 espaces	**X2M045 B 01 IR 01 NNN**	46	1156	456	406	16,6	6,5	2.474	**725**	555	**393**	242	1,198	**386,00**
	X2M050 B 01 IR 01 NNN	46	1156	506	456	18,2	7,0	2.709	**794**	608	**431**	266	1,195	**390,00**
	X2M055 B 01 IR 01 NNN	46	1156	556	506	19,8	7,6	2.944	**863**	661	**470**	290	1,191	**393,00**
	X2M060 B 01 IR 01 NNN	46	1156	606	556	21,4	8,2	3.179	**932**	715	**508**	314	1,187	**398,00**
	X2M075 B 01 IR 01 NNN	46	1156	756	706	26,2	9,8	3.884	**1.138**	875	**624**	387	1,177	**412,00**
1520 42 rails 4 espaces	**X2L045 B 01 IR 01 NNN**	46	1520	456	406	21,8	8,5	3.040	**891**	673	**468**	281	1,259	**442,00**
	X2L050 B 01 IR 01 NNN	46	1520	506	456	23,9	9,2	3.329	**976**	739	**516**	311	1,247	**446,00**
	X2L055 B 01 IR 01 NNN	46	1520	556	506	26,0	10,0	3.619	**1.061**	805	**565**	342	1,234	**451,00**
	X2L060 B 01 IR 01 NNN	46	1520	606	556	28,1	10,7	3.909	**1.146**	872	**614**	374	1,222	**457,00**
	X2L075 B 01 IR 01 NNN	46	1520	756	706	34,4	12,9	4.778	**1.400**	1.075	**765**	473	1,184	**475,00**
1744 50 rails 4 espaces	**X2G045 B 01 IR 01 NNN**	46	1744	456	406	25,8	10,0	3.383	**992**	750	**524**	315	1,250	**481,00**
	X2G050 B 01 IR 01 NNN	46	1744	506	456	28,3	10,9	3.734	**1.094**	830	**581**	351	1,240	**488,00**
	X2G055 B 01 IR 01 NNN	46	1744	556	506	30,8	11,8	4.085	**1.197**	910	**638**	388	1,231	**494,00**
	X2G060 B 01 IR 01 NNN	46	1744	606	556	33,3	12,7	4.436	**1.300**	990	**697**	425	1,221	**499,00**
	X2G075 B 01 IR 01 NNN	46	1744	756	706	40,8	15,3	5.488	**1.608**	1.233	**875**	539	1,193	**518,00**

Electric heater for Dual Power

Mix. Funct.	ON/OFF Electric Heater (1)	
Watt	Code	Price €
400	**ANRES400WDI**	+ **137,00**
400	**ANRES400WDI**	+ **137,00**
400	**ANRES400WDI**	+ **137,00**
700	**ANRES700WDI**	+ **147,00**
700	**ANRES700WDI**	+ **147,00**
700	**ANRES700WDI**	+ **147,00**
700	**ANRES700WDI**	+ **147,00**
700	**ANRES700WDI**	+ **147,00**
1000	**ANRES1000WDI**	+ **158,00**
1000	**ANRES1000WDI**	+ **158,00**
700	**ANRES700WDI**	+ **147,00**
1000	**ANRES1000WDI**	+ **158,00**
1000	**ANRES1000WDI**	+ **158,00**
1000	**ANRES1000WDI**	+ **158,00**
1000	**ANRES1000WDI**	+ **158,00**
1000	**ANRES1000WDI**	+ **158,00**
1000	**ANRES1000WDI**	+ **158,00**
1000	**ANRES1000WDI**	+ **158,00**
1000	**ANRES1000WDI**	+ **158,00**
1000	**ANRES1000WDI**	+ **158,00**

(*) Thanks to the high performance of Irsap XILO 2 radiators, the ideal Δt for low temperature projects is Δt at 30°C.
For Δt different from 50°C use the formula: $Q=Qn\ (\Delta t / 50)^n$
(1) To order a radiator in the mixed version put the code of the Standard version + the code of the corresponding electric heater
Example:. Mod. 1156 x 556: **X2M055 B 01 IR 01 NNN** (€ 393,00) + **ANRES700WDI** (€ 147,00) = Tot. € 540,00

Key Codes

Width — Standard White colour code - for different colour codes see the colors page

X2 P 04 5 B | 01 | IR | 01 | NNN

Height — Packing code — Standard hydraulic code connection

Decorative & Technical Accessories



Kit Valves and Lockshield valve
Pag. 550

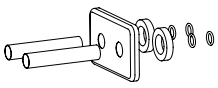

Pipe cover kit
Pag. 554

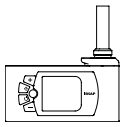

Electronic Control
Pag. 564

Technical features:

- electric towel warmer radiator made of steel
- horizontal elements with rectangular tubes 50x10 mm diameter
- side manifolds with 30 mm round section
- maximum working pressure 4 bar
- maximum working temperature 95°C
- radiator hydraulic equipped with a booster mounted behind the radiator with a power of 1,000 watts

Price included:

- 4 adjustable wall fixing brackets in the same color of the radiator

Finishes available	Surcharge
Standard White	-
Classic finished	+15%
Special finished	+25%
Other RAL colors	+40% following feasibility study

Finishing codes see page 588.

Connections

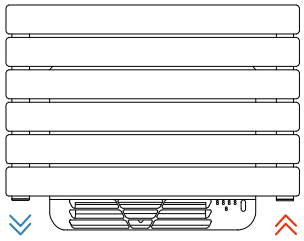

Laterals

Connection dimensions with IRSAP valves

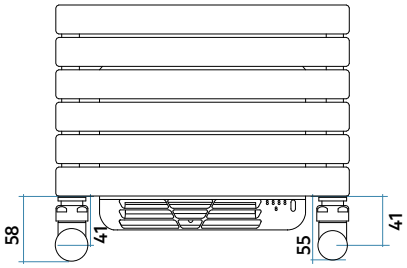

Booster

MAIN CHARACTERISTICS OF AIR DIFFUSER

- ON/OFF switch
- Power supply 230 V 50 Hz, 1 ph
- Power installed = 1000 W
- Insulation: CLASSE II
- Connecting to a network equipment that comes with the phase and neutral version without plug or with Schuko plug
- Protection index: IP24
- Long electricity cable: 1.200 mm
- Electronic ambient thermostat

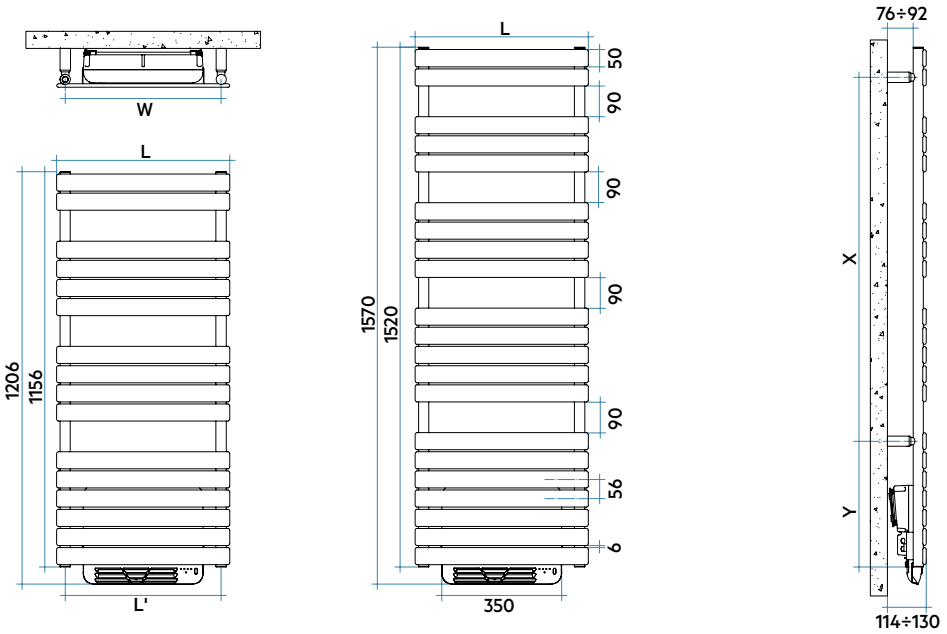

CE 01 EN442-1 EN 442

Model	Code	Depth P mm	Height H mm	Width L mm	Conn. C. L' mm	Weight Kg	Cap. lt	Thermal Power Δt=50°C Btu/h	Δt=50°C **Watt**	Δt=40°C Watt	Δt=30°C **Watt (*)**	Δt=20°C Watt	Exp. n.	Auxilary heater with diffuser Watt	**Price €**
1156 16 rails 3 espaces	**XAM050 B 01 IR 01 NNN**	110	1206	506	456	12,7	4,3	1.902	**558**	429	**305**	189	1,178	+ 1000	**545,00**
1520 21 rails 4 espaces	**XAL050 B 01 IR 01 NNN**	110	1570	506	456	15,8	5,6	2.451	**718**	549	**388**	238	1,205	+ 1000	**607,00**
	XAL060 B 01 IR 01 NNN	110	1570	606	556	17,9	6,3	2.894	**848**	651	**463**	286	1,186	+ 1000	**651,00**

(*) Thanks to the high performance of Irsap XILO AIR MIX radiators, the ideal Δt for low temperature projects is Δt at 30°C.
For Δt different from 50°C use the formula: $Q=Qn\ (\Delta t / 50)^n$

Key Codes

Width — Standard White colour code - for different colour codes see the colors page

XA M 050 B | 01 | IR | 01 | NNN

Height — Packing code — Standard hydraulic code connection

BATHROOMS RADIATORS

Decorative & Technical Accessories

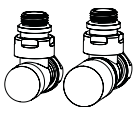

Kit Valves and Lockshield valve
Pag. 550

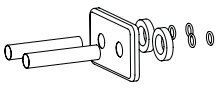

Pipe cover kit
Pag. 554

Wireless Remote Control for booster control

XILO Air Mix is equipped with a wireless controller that allows remote management of every electric radiator function. Because the controller is wireless, it has the advantage of being quick and easy to install and does not require any modifications within the home.

REELETTRAS2501N € 105,00

Technical specifications

Wireless communication via radio signals transmitted to the receiver connected to the system.
- Approx. 30-50 metre range in residential environments (868 MHz).
- Radiofrequency communication pursuant to European standards.
- You can activate the manual functions

NOVO
Quartz 1 finish (cod. 1C).

NOVO
height 1808 mm, lenght 600 mm. Quartz 1 finish (cod. 1C).

Technical features:

- steel towel warmer radiator with horizontal elements featuring round tubes 25 mm diameter
- side manifolds with semi-oval section 40x30 mm
- manifold threading and central connections (50 mm) 1/2" Gas right
- maximum working pressure 8 bar
- maximum working temperature 95°C

Price included:

- pair of CHELA wall brackets
- wall spacers
- 1/2" air vent

Extension of Guarantee

Irsap guarantees the hydraulic seal and paint of NOVO radiators for 10 years, starting with sales in 2009.

Finishes available	Surcharge
Standard White	-
Classic finished	+15%
Special finished	+25%
Other RAL colors	+40% following feasibility study

Finishing codes see page 588.

Special options and surcharges:

Radiators can be supplied with no. 1 1/2" coupling welded laterally for the connection to a single-pipe system and no. 2 1/2" couplings welded laterally to a manifold (Fig. 1). If the second coupling comes at a height that is lower than the half the radiator's total height, a diaphragm is welded inside to the manifold for optimized water circulation.

Surcharge for two 1/2" couplings welded to a lateral manifold and an internal diaphragm **(Cod. B10) € 58,00**

Surcharge for two 1/2" couplings welded to a lateral manifold and an internal diaphragm **(Cod. B 99) € 86,00**

Surcharge for one 1/2" coupling welded to a lateral manifold **(Cod. B12) € 30 ,00**

CAUTION: when this latter special working is present, correct operation is possible only when the lower outlet coupling is in axial alignment with the lowest pipe. Whenever this coupling is higher, all the pipes below will remain cold because they are not involved in the flow of water.

Connections

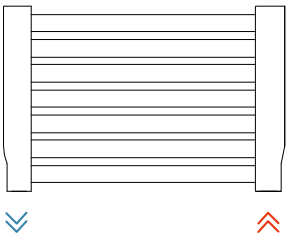

Laterals

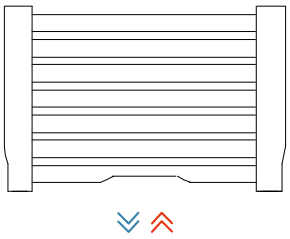

50 mm

Connection dimensions with IRSAP valves

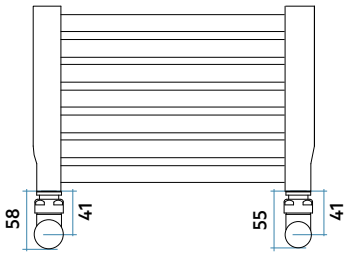

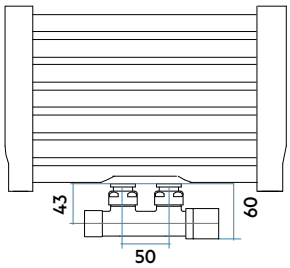

For other types of connections see pag. 406

cod. B10



cod. B99



cod. B12



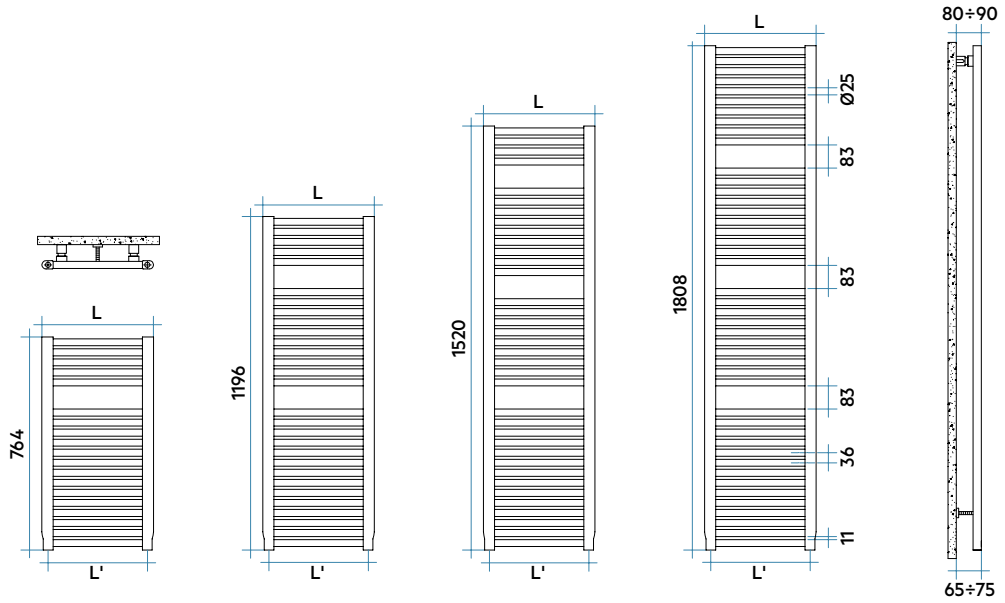

CE 00 EN442-1 EN 442 EURONORM

Model	Code	Depth	Height	Width	Conn. centre	Weight	Cap.	Thermal Power Δt=50°C Btu/h	Δt=50°C Watt	Δt=40°C Watt	Δt=30°C (*) Watt	Δt=20°C Watt	Exp.	Price	50 mm Price	Mix. Funct. Watt	ON/OFF Electric Heater (1) Code	Price €
		mm	mm	mm	mm	Kg	lt						n.	€	€			
764 19 rails 1 espace	**NOP045 B 01 IR 01 NNN**	30	764	450	406	5,6	4,4	1.314	**385**	294	**208**	128	1,206	**114,00**	**133,00**	400	**ANRES400WDI**	**+ 137,00**
	NOP050 B 01 IR 01 NNN	30	764	500	456	6,2	4,8	1.441	**422**	323	**229**	140	1,203	**119,00**	**137,00**	400	**ANRES400WDI**	**+ 137,00**
	NOP060 B 01 IR 01 NNN	30	764	600	556	7,2	5,6	1.695	**497**	381	**270**	166	1,196	**121,00**	**139,00**	400	**ANRES400WDI**	**+ 137,00**
	NOP075 B 01 IR 01 NNN	30	764	750	706	10,1	6,7	2.076	**609**	467	**332**	205	1,185	**147,00**	**164,00**	400	**ANRES400WDI**	**+ 137,00**
1196 29 rails 2 espaces	**NOM045 B 01 IR 01 NNN**	30	1196	450	406	8,6	6,8	1.884	**552**	423	**301**	186	1,190	**139,00**	**155,00**	400	**ANRES400WDI**	**+ 137,00**
	NOM050 B 01 IR 01 NNN	30	1196	500	456	9,4	7,4	2.086	**611**	469	**333**	205	1,190	**145,00**	**161,00**	700	**ANRES700WDI**	**+ 147,00**
	NOM060 B 01 IR 01 NNN	30	1196	600	556	10,9	8,7	2.490	**730**	560	**397**	245	1,190	**154,00**	**172,00**	700	**ANRES700WDI**	**+ 147,00**
	NOM075 B 01 IR 01 NNN	30	1196	750	706	15,5	10,2	3.096	**908**	696	**494**	305	1,190	**186,00**	**202,00**	1000	**ANRES1000WDI**	**+ 158,00**
1520 36 rails 3 espaces	**NOL045 B 01 IR 01 NNN**	30	1520	450	406	10,8	8,5	2.373	**695**	527	**369**	223	1,241	**161,00**	**179,00**	700	**ANRES700WDI**	**+ 147,00**
	NOL050 B 01 IR 01 NNN	30	1520	500	456	11,7	9,3	2.631	**771**	585	**409**	248	1,240	**167,00**	**184,00**	700	**ANRES700WDI**	**+ 147,00**
	NOL060 B 01 IR 01 NNN	30	1520	600	556	13,6	10,8	3.146	**922**	700	**490**	297	1,237	**177,00**	**192,00**	1000	**ANRES1000WDI**	**+ 158,00**
	NOL075 B 01 IR 01 NNN	30	1520	750	706	19,2	12,8	3.920	**1.149**	872	**612**	371	1,234	**210,00**	**226,00**	1000	**ANRES1000WDI**	**+ 158,00**
1808 44 rails 3 espaces	**NOG045 B 01 IR 01 NNN**	30	1808	450	406	13,0	10,3	2.935	**860**	655	**461**	280	1,223	**189,00**	**206,00**	700	**ANRES700WDI**	**+ 147,00**
	NOG050 B 01 IR 01 NNN	30	1808	500	456	14,2	11,3	3.227	**946**	721	**508**	310	1,218	**193,00**	**211,00**	1000	**ANRES1000WDI**	**+ 158,00**
	NOG060 B 01 IR 01 NNN	30	1808	600	556	16,5	13,1	3.808	**1.116**	852	**602**	369	1,208	**201,00**	**218,00**	1000	**ANRES1000WDI**	**+ 158,00**
	NOG075 B 01 IR 01 NNN	30	1808	750	706	23,4	15,5	4.680	**1.372**	1.051	**746**	460	1,193	**237,00**	**254,00**	1000	**ANRES1000WDI**	**+ 158,00**

Electric heater for Dual Power

(*) Thanks to the high performance of Irsap NOVO radiators, the ideal Δt for low temperature projects is Δt at 30°C.
For Δt different from 50°C use the formula: Q=Qn (Δt / 50)^{n}
(1) To order a radiator in the mixed version put the code of the Standard version + the code of the corresponding electric heater
Example:. Mod. 1808 x 450: **NOG045 B 01 IR 01 NNN** (€ 189,00) + **ANRES700WDI** (€ 147,00) = Tot. € 336,00

Key Codes

Width — Standard White colour code - for different colour codes see the colors page

NO P 045 B | 01 | IR | 01 | NNN

Height — Packing code — Standard hydraulic code connection

Width — Standard White colour code - for different colour codes see the colors page

NO P 045 B | 01 | IR | 05 | NNN

Height — Packing code — Code for 50 mm couplings

Decorative & Technical Accessories

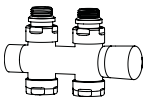

Kit Valves and Lockshield valve
Pag. 550

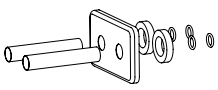

Pipe cover kit
Pag. 554

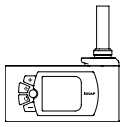

Electronic Control
Pag. 564

QUADRÉ
height 1517 mm, lenght 580 mm. Opaque White finish (cod. J8).



QUADRÉ
Opaque White finish (cod. J8).

Technical features:

- steel towel warmer radiator with rectangular elements tubes
- side manifolds with 30x30 mm section
- horizontal tubes with rectangular section 25x20 mm
- manifold threading and central connections (50 mm) 1/2" Gas right
- maximum working pressure 4 bar
- maximum working temperature 95°C

Price included:

- 4 wall fixing in the same color as the radiator
- 1/2" air vent

Finishes available	Surcharge
Standard White	-
Classic finished	+15%
Special finished	+25%
Other RAL colors	+40% following feasibility study

Finishing codes see page 588.

Special options and surcharges:

Radiators can be supplied with no. 1 1/2" coupling welded laterally for the connection to a single-pipe system and no. 2 1/2" couplings welded laterally to a manifold (Fig. 1). If the second coupling comes at a height that is lower than the half the radiator's total height, a diaphragm is welded inside to the manifold for optimized water circulation.

Surcharge for two 1/2" couplings welded to a lateral manifold and an internal diaphragm **(Cod. B10) € 58,00**

Surcharge for two 1/2" couplings welded to a lateral manifold and an internal diaphragm **(Cod. B 99) € 86,00**

Surcharge for one 1/2" coupling welded to a lateral manifold **(Cod. B12) € 30,00**

CAUTION: when this latter special working is present, correct operation is possible only when the lower outlet coupling is in axial alignment with the lowest pipe. Whenever this coupling is higher, all the pipes below will remain cold because they are not involved in the flow of water.

Connections

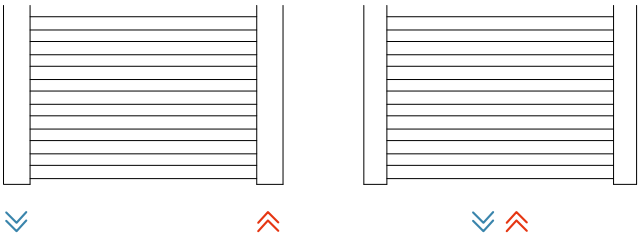

Laterals **50 mm**

For other types of connections see pag. 406

Connection dimensions with IRSAP valves

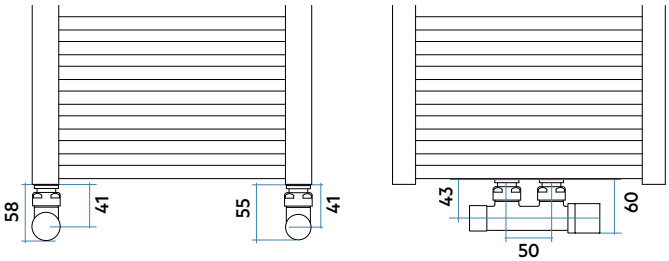

cod. B10



cod. B99



cod. B12



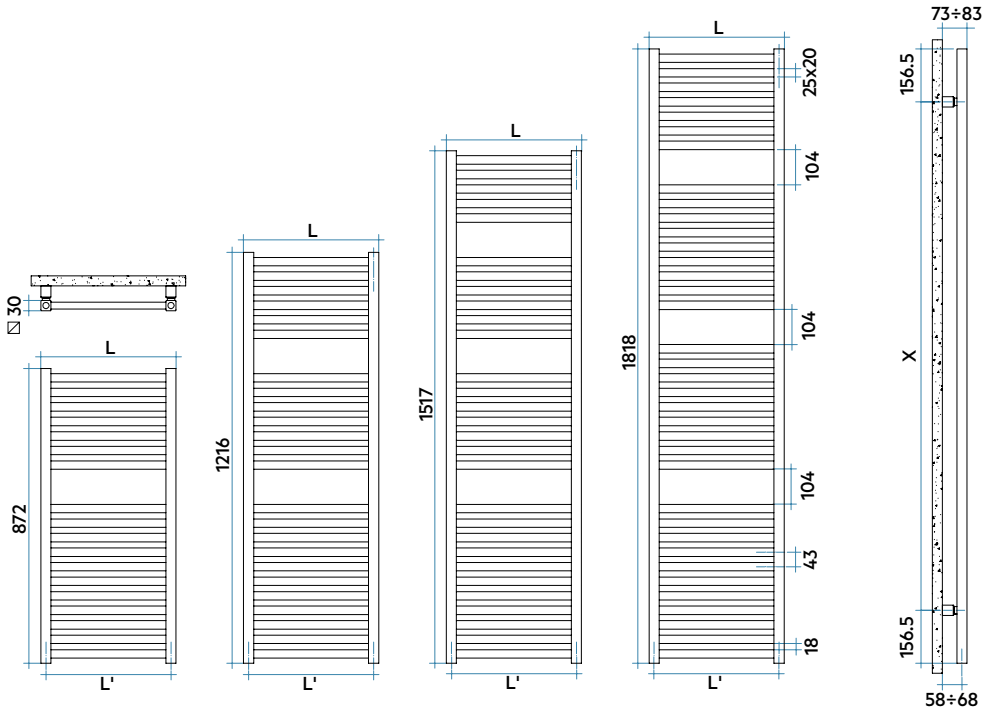

H mm	X mm
872	559
1216	903
1517	1204
1818	1505

CE 17 EN442-1 EN 442 EURONORM

Model	Code	Depth mm	Height mm	Width mm	Conn. centre mm	Weight Kg	Cap. lt	Thermal Power Δt=50°C Btu/h	Δt=50°C Watt	Δt=40°C Watt	Δt=30°C (*) Watt	Δt=20°C Watt	Exp. n.	Price €	50 mm Price €	Mix. Funct. Watt	ON/OFF Electric Heater (1) Code	Price €
872 18 rails 1 espace	**QSS043 B 01 IR 01 NNN**	42	872	430	400	7,7	4,0	1.270	**372**	283	**199**	121	1,224	**140,00**	**164,00**	300	**ANRES300WDI**	**+ 135,00**
	QSS048 B 01 IR 01 NNN	42	872	480	450	8,4	4,4	1.404	**412**	313	**220**	134	1,224	**152,00**	**174,00**	400	**ANRES400WDI**	**+ 137,00**
	QSS053 B 01 IR 01 NNN	42	872	530	500	9,0	4,8	1.544	**453**	344	**242**	147	1,225	**155,00**	**177,00**	400	**ANRES400WDI**	**+ 137,00**
	QSS058 B 01 IR 01 NNN	42	872	580	550	9,7	5,1	1.682	**493**	375	**264**	160	1,226	**158,00**	**180,00**	400	**ANRES400WDI**	**+ 137,00**
	QSS073 B 01 IR 01 NNN	42	872	730	700	11,6	6,2	2.086	**611**	465	**327**	199	1,227	**191,00**	**219,00**	400	**ANRES400WDI**	**+ 137,00**
1216 24 rails 2 espaces	**QSM043 B 01 IR 01 NNN**	42	1216	430	400	10,4	5,3	1.731	**507**	386	**271**	165	1,227	**171,00**	**196,00**	400	**ANRES400WDI**	**+ 137,00**
	QSM048 B 01 IR 01 NNN	42	1216	480	450	11,2	5,8	1.913	**561**	426	**300**	182	1,227	**182,00**	**206,00**	400	**ANRES400WDI**	**+ 137,00**
	QSM053 B 01 IR 01 NNN	42	1216	530	500	12,1	6,2	2.092	**613**	466	**328**	199	1,226	**183,00**	**208,00**	400	**ANRES400WDI**	**+ 137,00**
	QSM058 B 01 IR 01 NNN	42	1216	580	550	13,0	6,7	2.276	**667**	507	**357**	217	1,226	**187,00**	**212,00**	400	**ANRES400WDI**	**+ 137,00**
	QSM073 B 01 IR 01 NNN	42	1216	730	700	15,6	8,2	2.803	**821**	625	**440**	268	1,224	**227,00**	**259,00**	700	**ANRES700WDI**	**+ 147,00**
1517 29 rails 3 espaces	**QSL043 B 01 IR 01 NNN**	42	1517	430	400	12,7	6,4	2.226	**652**	496	**348**	212	1,229	**208,00**	**231,00**	400	**ANRES400WDI**	**+ 137,00**
	QSL048 B 01 IR 01 NNN	42	1517	480	450	13,7	7,0	2.546	**746**	567	**398**	242	1,229	**217,00**	**241,00**	700	**ANRES700WDI**	**+ 147,00**
	QSL053 B 01 IR 01 NNN	42	1517	530	500	14,8	7,6	2.549	**747**	568	**399**	242	1,229	**218,00**	**244,00**	700	**ANRES700WDI**	**+ 147,00**
	QSL058 B 01 IR 01 NNN	42	1517	580	550	15,9	8,2	2.771	**812**	617	**433**	263	1,229	**222,00**	**247,00**	700	**ANRES700WDI**	**+ 147,00**
	QSL073 B 01 IR 01 NNN	42	1517	730	700	19,0	9,9	3.585	**1.051**	798	**561**	340	1,230	**269,00**	**300,00**	1000	**ANRES1000WDI**	**+ 158,00**
1818 36 rails 3 espaces	**QSE043 B 01 IR 01 NNN**	42	1818	430	400	15,6	8,3	2.732	**801**	609	**428**	260	1,229	**259,00**	**282,00**	700	**ANRES700WDI**	**+ 147,00**
	QSE048 B 01 IR 01 NNN	42	1818	480	450	16,9	9,0	2.847	**834**	634	**445**	270	1,230	**314,00**	**336,00**	700	**ANRES700WDI**	**+ 147,00**
	QSE053 B 01 IR 01 NNN	42	1818	530	500	18,2	9,8	3.112	**912**	693	**487**	295	1,230	**316,00**	**338,00**	700	**ANRES700WDI**	**+ 147,00**
	QSE058 B 01 IR 01 NNN	42	1818	580	550	19,5	10,5	3.386	**992**	754	**529**	321	1,231	**320,00**	**345,00**	700	**ANRES700WDI**	**+ 147,00**
	QSE073 B 01 IR 01 NNN	42	1818	730	700	23,4	12,7	4.170	**1.222**	928	**651**	394	1,234	**330,00**	**352,00**	1000	**ANRES1000WDI**	**+ 158,00**

Electric heater for Dual Power

(*) Thanks to the high performance of Irsap QUADRÉ radiators, the ideal Δt for low temperature projects is Δt at 30°C.
For Δt different from 50°C use the formula: Q=Qn (Δt / 50)^{n}
(1) To order a radiator in the mixed version put the code of the Standard version + the code of the corresponding electric heater
Example:. Mod. 1818 x 430: **QSE043 B 01 IR 01 NNN** (€ 259,00) + **ANRES700WDI** (€ 147,00) = Tot. € 406,00

Key Codes

Width — Standard White colour code - for different colour codes see the colors page

QS S 043 B | 01 | IR | 01 | NNN

Height — Packing code — Standard hydraulic code connection

Width — Standard White colour code - for different colour codes see the colors page

QS S 043 B | 01 | IR | 05 | NNN

Height — Packing code — Code for 50 mm couplings

Decorative & Technical Accessories

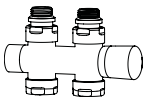

Kit Valves and Lockshield valve
Pag. 550

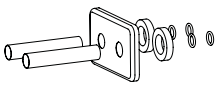

Pipe cover kit
Pag. 554

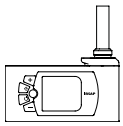

Electronic Control
Pag. 564

NET
Edelweiss White finish (cod. 34).

Designed by Synthesis

NET
height 1760 mm, lenght 500 mm. Edelweiss White finish (cod. 34).

Technical features:

- steel towel warmer radiator with horizontal elements featuring rectangular tubes 20x25 mm section
- side round manifolds with a 30 mm diameter
- manifold threading 1/2" Gas right
- maximum working pressure 4 bar
- maximum working temperature 95°C

Price included:

- 4 wall fixing in the same color as the radiator
- 1/2" air vent

Special options and surcharges:

Radiators can be supplied with no. 1 1/2" coupling welded laterally for the connection to a single-pipe system and no. 2 1/2" couplings welded laterally to a manifold (Cod. B10).

Surcharge for two 1/2" couplings welded to a lateral manifold and an internal diaphragm **(Cod. B10) € 58,00**

CAUTION: when this latter special working is present, correct operation is possible only when the lower outlet coupling is in axial alignment with the lowest pipe. Whenever this coupling is higher, all the pipes below will remain cold because they are not involved in the flow of water.

Prearrangement for monotube valve **(Cod. B14, B15) € 18,00**

Finishes available	Surcharge
Standard White	-
Classic finished	+15%
Special finished	+25%
Other RAL colors	+40% following feasibility study

Finishing codes see page 588.

Connections

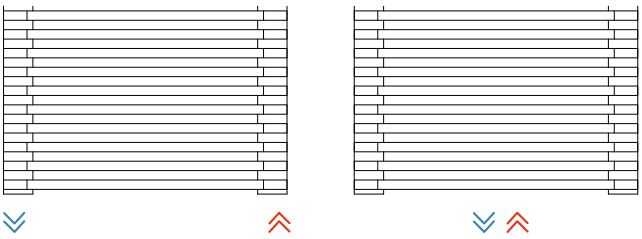

Laterals **50 mm**

For other types of connections see pag. 406

Connection dimensions with IRSAP valves

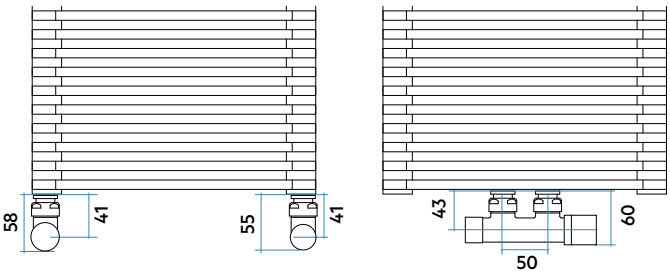

cod. B10



cod. B14



cod. B15



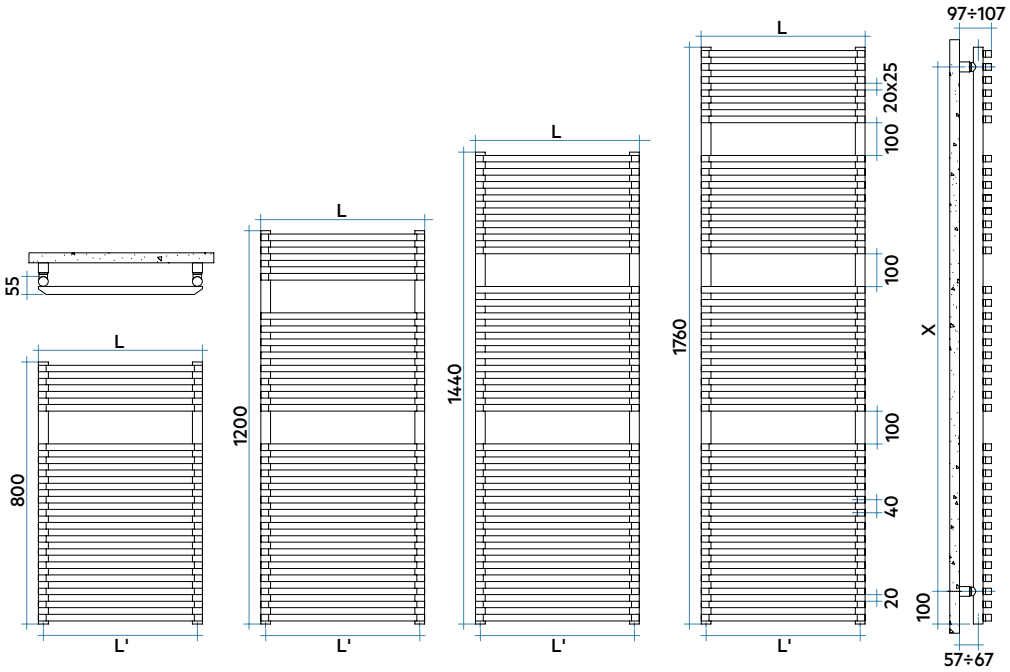

L mm	L' mm
500	470
600	570
750	720

H mm	X mm
800	640
1200	1040
1440	1280
1760	1600

CE 10 EN442-1

EN 442 EURONORM

Model	Code	Depth mm	Height mm	Width mm	Conn. centre mm	Weight Kg	Cap. lt	Thermal Power Δt=50°C Btu/h	Δt=50°C **Watt**	Δt=40°C Watt	Δt=30°C **(*) Watt**	Δt=20°C Watt	Exp. n.	Price €	50 mm Price €	Mix. Funct. Watt	ON/OFF Electric Heater (1) Code	Price €
800 18 rails 1 espace	**NTS050 B 01 IR 01 NNN**	67	800	500	470	7,7	4,6	1.525	**447**	340	**239**	145	1,230	**174,00**	**190,00**	400	**ANRES400WDI**	**+ 137,00**
	NTS060 B 01 IR 01 NNN	67	800	600	570	9,0	5,3	1.836	**538**	412	**293**	180	1,192	**177,00**	**192,00**	400	**ANRES400WDI**	**+ 137,00**
	NTS075 B 01 IR 01 NNN	67	800	750	720	10,9	6,4	2.300	**674**	518	**370**	229	1,176	**189,00**	**206,00**	700	**ANRES700WDI**	**+ 147,00**
1200 26 rails 2 espaces	**NTM050 B 01 IR 01 NNN**	67	1200	500	470	11,2	6,7	2.252	**660**	504	**355**	218	1,211	**186,00**	**202,00**	700	**ANRES700WDI**	**+ 147,00**
	NTM060 B 01 IR 01 NNN	67	1200	600	570	13,0	7,8	2.682	**786**	602	**426**	263	1,197	**192,00**	**209,00**	700	**ANRES700WDI**	**+ 147,00**
	NTM075 B 01 IR 01 NNN	67	1200	750	720	15,8	9,3	3.327	**975**	750	**535**	332	1,175	**210,00**	**226,00**	1000	**ANRES1000WDI**	**+ 158,00**
1440 32 rails 2 espaces	**NTL050 B 01 IR 01 NNN**	67	1440	500	470	13,7	8,2	2.672	**783**	597	**421**	257	1,216	**212,00**	**228,00**	700	**ANRES700WDI**	**+ 147,00**
	NTL060 B 01 IR 01 NNN	67	1440	600	570	15,9	9,5	3.173	**930**	712	**504**	310	1,200	**216,00**	**232,00**	1000	**ANRES1000WDI**	**+ 158,00**
	NTL075 B 01 IR 01 NNN	67	1440	750	720	19,3	11,4	3.924	**1.150**	885	**631**	392	1,175	**235,00**	**253,00**	1000	**ANRES1000WDI**	**+ 158,00**
1760 38 rails 3 espaces	**NTE050 B 01 IR 01 NNN**	67	1760	500	470	16,4	9,8	3.214	**942**	718	**507**	310	1,214	**241,00**	**258,00**	1000	**ANRES1000WDI**	**+ 158,00**
	NTE060 B 01 IR 01 NNN	67	1760	600	570	19,0	11,3	3.808	**1.116**	854	**605**	372	1,198	**254,00**	**270,00**	1000	**ANRES1000WDI**	**+ 158,00**
	NTE075 B 01 IR 01 NNN	67	1760	750	720	23,0	13,7	4.698	**1.377**	1.060	**756**	470	1,174	**275,00**	**292,00**	1000	**ANRES1000WDI**	**+ 158,00**

Electric heater for Dual Power

(*) Thanks to the high performance of Irsap NET radiators, the ideal Δt for low temperature projects is Δt at 30°C.
For Δt different from 50°C use the formula: $Q=Qn\ (\Delta t / 50)^n$
(1) To order a radiator in the mixed version put the code of the Standard version + the code of the corresponding electric heater
Example:. Mod. 1440 x 750: **NTL075 B 01 IR 01 NNN** (€ 235,00) + **ANRES1000WDI** (€ 158,00) = Tot. € 393,00

Key Codes

Width — Standard White colour code - for different colour codes see the colors page

NT S 050 B | 01 | IR | 01 | NNN

Height — Packing code — Standard hydraulic code connection

Width — Standard White colour code - for different colour codes see the colors page

NT S 050 B | 01 | IR | 05 | NNN

Height — Packing code — Code for 50 mm couplings

Decorative & Technical Accessories

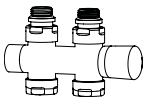

Kit Valves and Lockshield valve
Pag. 550

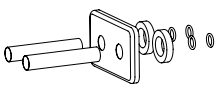

Pipe cover kit
Pag. 554

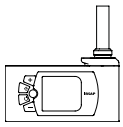

Electronic Control
Pag. 564

Technical features:

- steel towel warmer radiator
- horizontal elements featuring rectangular tubes 20x25 mm section
- side round manifolds with a 30 mm diameter
- manifold threading 1/2" Gas right
- maximum working pressure 4 bar
- maximum working temperature 95°C
- radiator hydraulic equipped with a booster mounted behind the radiator with a power of 1,000 watts

Price included:

- 4 wall fixing in the same color as the radiator

Finishes available	Surcharge
Standard White	-
Classic finished	+15%
Special finished	+25%
Other RAL colors	+40% following feasibility study

Finishing codes see page 588.

Connections

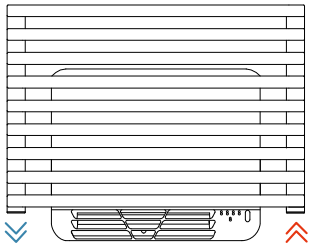

Laterals

Connection dimensions with IRSAP valves

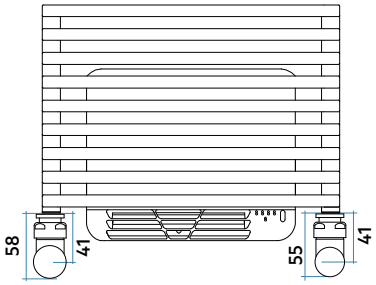

Booster

MAIN CHARACTERISTICS OF AIR DIFFUSER

- ON/OFF switch
- Power supply 230 V 50 Hz, 1 ph
- Power installed = 1000 W
- Insulation: CLASSE II
- Connecting to a network equipment that comes with the phase and neutral version without plug or with Schuko plug
- Protection index: IP24
- Long electricity cable: 1.200 mm
- Electronic ambient thermostat

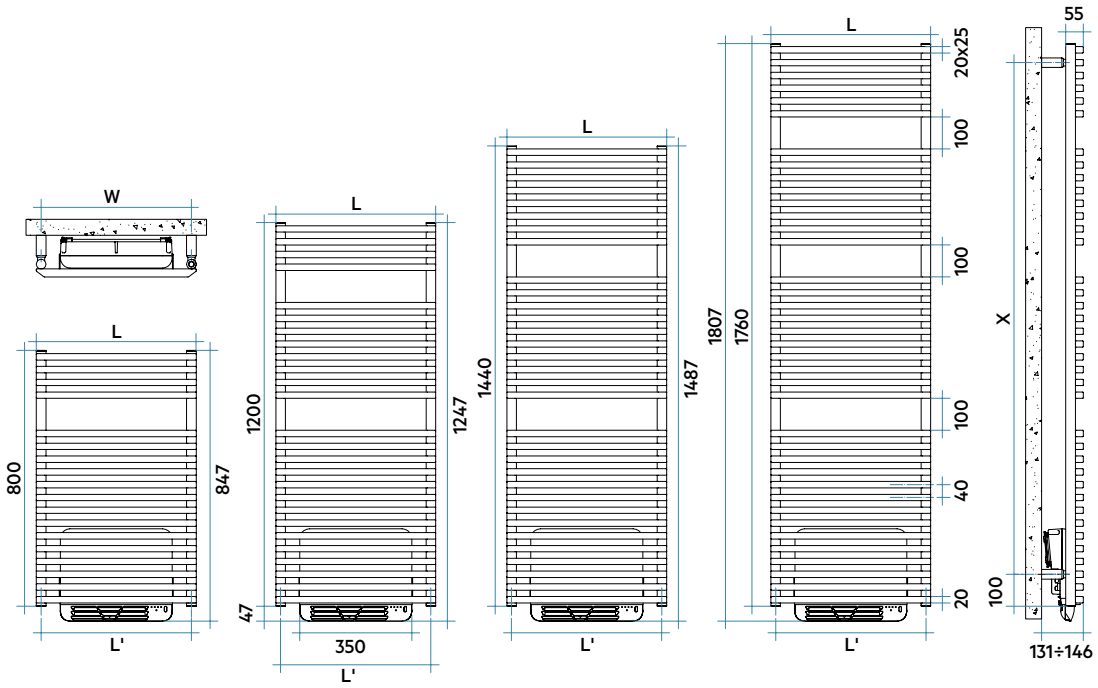

CE 10 EN442-1 EN 442 EUROPEAN NORM

Model	Code	Depth	Height	Width	Conn. C.	Weight	Cap.	Thermal Power Δt=50°C		Δt=40°C	Δt=30°C	Δt=20°C	Exp.	Auxilary heater with diffuser	Price
		P mm	H mm	L mm	L' mm	Kg	lt	Btu/h	**Watt**	Watt	**Watt (*)**	Watt	n.	Watt	€
800 18 rails 1 espace	**NRS050 B 01 IR 01 NNN**	124	894	500	470	10,2	4,6	1.525	**447**	340	**239**	145	1,230	+ 1000	**413,00**
1200 26 rails 2 espaces	**NRM050 B 01 IR 01 NNN**	124	1294	500	470	13,7	6,7	2.252	**660**	504	**355**	218	1,211	+ 1000	**445,00**
1440 32 rails 2 espaces	**NRL050 B 01 IR 01 NNN**	124	1534	500	470	16,2	8,2	2.672	**783**	597	**421**	257	1,216	+ 1000	**474,00**
1760 38 rails 3 espaces	**NRE050 B 01 IR 01 NNN**	124	1854	500	470	18,8	9,8	3.214	**942**	718	**507**	310	1,214	+ 1000	**502,00**

(*) Thanks to the high performance of Irsap NET AIR MIX radiators, the ideal Δt for low temperature projects is Δt at 30°C.
For Δt different from 50°C use the formula: $Q=Qn\ (\Delta t / 50)^n$

Key Codes

Width — Standard White colour code - for different colour codes see the colors page

NR S 050 B | 01 | IR | 01 | NNN

Height — Packing code — Standard hydraulic code connection

Decorative & Technical Accessories

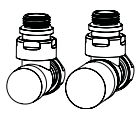

Kit Valves and Lockshield valve
Pag. 550

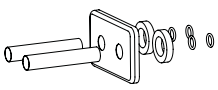

Pipe cover kit
Pag. 554

Wireless Remote Control for booster control

NET Air Mix is equipped with a wireless controller that allows remote management of every electric radiator function. Because the controller is wireless, it has the advantage of being quick and easy to install and does not require any modifications within the home.
REELETTRAS2501N € 105,00

Technical specifications
Wireless communication via radio signals transmitted to the receiver connected to the system.
- Approx. 30-50 metre range in residential environments (868 MHz).
- Radiofrequency communication pursuant to European standards.
- You can activate the manual functions

FILO
height 1709 mm, lenght 616 mm. Brown finish (cod. 09).

FILO
Brown finish (cod. 09).

Technical features:

- steel towel warmer radiator with horizontal elements featuring round tubes 12 mm diameter
- side manifolds with a 45x30 mm ovoid section
- manifold threading 1/2" Gas right
- maximum working pressure 4 bar
- maximum working temperature 95°C

Price included:

- 4 white wall brackets for Filo white and 4 chromed wall brackets for Filo coloured
- 1/2" air vent

Finishes available	Surcharge
Standard White	-
Classic finished	+15%
Special finished	+25%
Other RAL colors	+40% following feasibility study

Finishing codes see page 588.

Connections

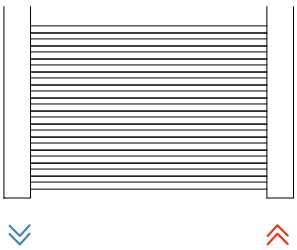

Laterals

For other types of connections see pag. 406

Connection dimensions with IRSAP valves

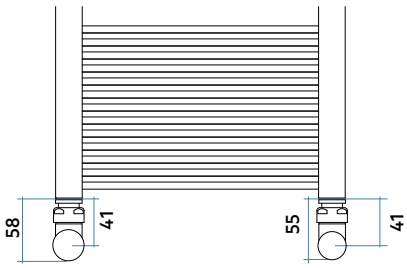

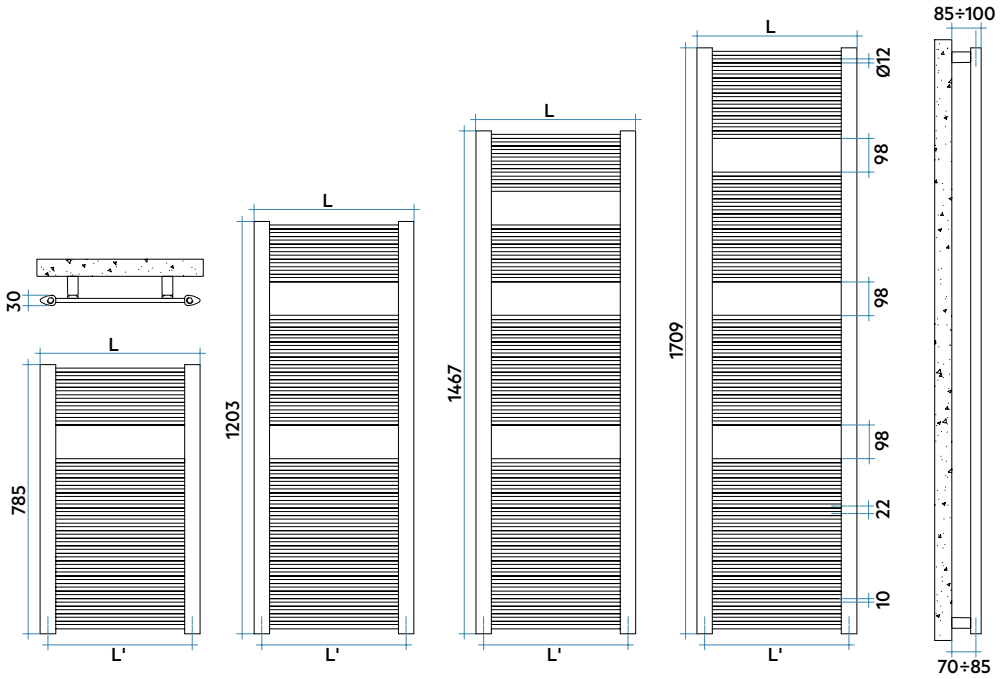

CE 06 EN442-1 EN 442 EURONORM

Model	Code	Depth mm	Height mm	Width mm	Conn. centre mm	Weight Kg	Cap. lt	Thermal Power Δt=50°C Btu/h	Δt=50°C **Watt**	Δt=40°C Watt	Δt=30°C (*) Watt	Δt=20°C Watt	Exp. n.	Price €	Mix. Funct. Watt	ON/OFF Electric Heater (1) Code	Price €
785 31 rails 1 espace	**FIP046 B 01 IR 01 NNN**	30	785	466	406	6,0	2,2	1.284	**376**	286	**201**	123	1,223	**215,00**	400	**ANRES400WDI**	+ **137,00**
	FIP051 B 01 IR 01 NNN	30	785	516	456	6,5	2,3	1.417	**415**	316	**222**	135	1,223	**218,00**	400	**ANRES400WDI**	+ **137,00**
	FIP061 B 01 IR 01 NNN	30	785	616	556	7,5	2,5	1.683	**493**	375	**264**	161	1,223	**223,00**	400	**ANRES400WDI**	+ **137,00**
1203 46 rails 2 espaces	**FIM046 B 01 IR 01 NNN**	30	1203	466	406	9,0	3,3	1.899	**556**	422	**295**	178	1,241	**281,00**	400	**ANRES400WDI**	+ **137,00**
	FIM051 B 01 IR 01 NNN	30	1203	516	456	9,8	3,5	2.096	**614**	466	**326**	197	1,241	**287,00**	400	**ANRES400WDI**	+ **137,00**
	FIM061 B 01 IR 01 NNN	30	1203	616	556	11,2	3,8	2.489	**730**	553	**387**	234	1,241	**296,00**	700	**ANRES700WDI**	+ **147,00**
1467 54 rails 3 espaces	**FIL046 B 01 IR 01 NNN**	30	1467	466	406	10,8	4,0	2.256	**661**	501	**351**	212	1,241	**302,00**	700	**ANRES700WDI**	+ **147,00**
	FIL051 B 01 IR 01 NNN	30	1467	516	456	11,6	4,2	2.489	**730**	553	**387**	234	1,241	**308,00**	700	**ANRES700WDI**	+ **147,00**
	FIL061 B 01 IR 01 NNN	30	1467	616	556	13,3	4,6	2.952	**865**	656	**459**	277	1,241	**318,00**	700	**ANRES700WDI**	+ **147,00**
1709 65 rails 3 espaces	**FIG046 B 01 IR 01 NNN**	30	1709	466	406	12,8	4,7	2.692	**789**	595	**414**	248	1,263	**331,00**	700	**ANRES700WDI**	+ **147,00**
	FIG051 B 01 IR 01 NNN	30	1709	516	456	13,8	5,0	2.973	**871**	657	**457**	274	1,263	**339,00**	700	**ANRES700WDI**	+ **147,00**
	FIG061 B 01 IR 01 NNN	30	1709	616	556	15,9	5,4	3.530	**1.034**	780	**543**	325	1,263	**351,00**	1000	**ANRES1000WDI**	+ **158,00**

Electric heater for Dual Power

(*) Thanks to the high performance of Irsap FILO radiators, the ideal Δt for low temperature projects is Δt at 30°C.
For Δt different from 50°C use the formula: $Q=Qn\ (\Delta t / 50)^n$
(1) To order a radiator in the mixed version put the code of the Standard version + the code of the corresponding electric heater
Example:. Mod. 1709 x 466: **FIG046 B 01 IR 01 NNN** (€ 331,00) + **ANRES700WDI** (€ 147,00) = Tot. € 478,00

Key Codes

Width — Standard White colour code - for different colour codes see the colors page

FI P 046 B | 01 | IR | 01 | NNN

Height — Packing code — Standard hydraulic code connection

Decorative & Technical Accessories



Kit Valves and Lockshield valve
Pag. 550

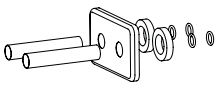

Pipe cover kit
Pag. 554

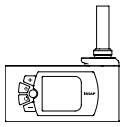

Electronic Control
Pag. 564

VELA
height 1820 mm, lenght 660 mm. Black finish (cod. 10).

VELA
Black finish (cod. 10).

Technical features:

- steel towel warmer radiator with horizontal elements featuring 50x20 mm oval tubes
- side manifolds with a 40x30 mm semioval section
- manifold threading 1/2" Gas right
- maximum working pressure 4 bar
- maximum working temperature 95°C

Price included:

- 3 white Vela infratube brackets or 2 CHELA wall brackets and a wall spacer for Vela colored
- 1/2" air vent

Finishes available	Surcharge
Standard White	-
Classic finished	+15%
Special finished	+25%
Other RAL colors	+40% following feasibility study

Finishing codes see page 588.

Special options and surcharges:

Radiators can be supplied with no. 1 1/2" coupling welded laterally for the connection to a single-pipe system and no. 2 1/2" couplings welded laterally to a manifold (Fig. 1). If the second coupling comes at a height that is lower than the half the radiator's total height, a diaphragm is welded inside to the manifold for optimized water circulation.

Surcharge for two 1/2" couplings welded to a lateral manifold and an internal diaphragm **(Cod. B10) € 58,00**

Surcharge for two 1/2" couplings welded to a lateral manifold and an internal diaphragm **(Cod. B 99) € 86,00**

Surcharge for one 1/2" coupling welded to a lateral manifold **(Cod. B12) € 30,00**

CAUTION: when this latter special working is present, correct operation is possible only when the lower outlet coupling is in axial alignment with the lowest pipe. Whenever this coupling is higher, all the pipes below will remain cold because they are not involved in the flow of water.

Connections



Laterals

For other types of connections see pag. 406

Connection dimensions with IRSAP valves

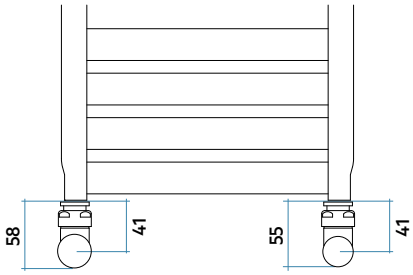

cod. B10



cod. B99



cod. B12



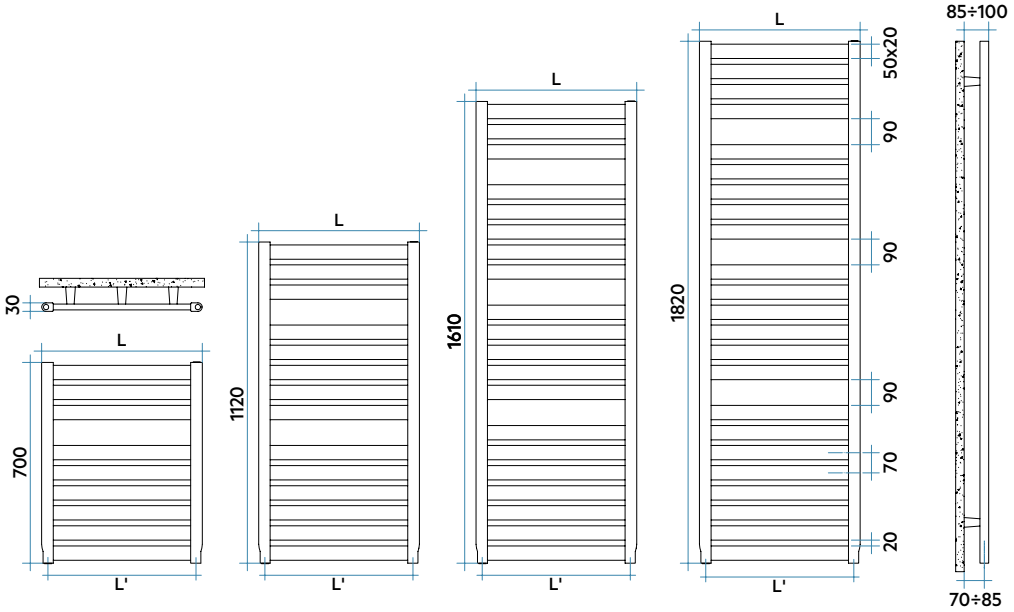

CE 01 EN442-1 EN 442 EUROPEAN NORM

Model	Code	Depth	Height	Width	Conn. centre	Weight	Cap.	Thermal Power Δt=50°C		Δt=40°C	Δt=30°C	Δt=20°C	Exp.	Price	Mix. Funct.	ON/OFF Electric Heater (1)		
		mm	mm	mm	mm	Kg	lt	Btu/h	**Watt**	Watt	**(*) Watt**	Watt	n.	€	Watt	**Code**		**Price €**
700 9 rails 1 espace	**VES046 B 01 IR 01 NNN**	30	700	460	416	6,5	3,9	1.071	**314**	239	**169**	103	1,215	**217,00**	300	**ANRES300WDI**	+	**135,00**
	VES056 B 01 IR 01 NNN	30	700	560	516	7,8	4,5	1.226	**359**	273	**192**	117	1,225	**228,00**	400	**ANRES400WDI**	+	**137,00**
	VES066 B 01 IR 01 NNN	30	700	660	616	9,1	5,2	1.382	**405**	307	**216**	131	1,235	**232,00**	400	**ANRES400WDI**	+	**137,00**
	VES076 B 01 IR 01 NNN	30	700	760	716	10,4	5,8	1.537	**451**	341	**239**	144	1,245	**239,00**	400	**ANRES400WDI**	+	**137,00**
1120 14 rails 2 espaces	**VEM046 B 01 IR 01 NNN**	30	1120	460	416	10,2	6,1	1.603	**470**	356	**248**	150	1,247	**305,00**	400	**ANRES400WDI**	+	**137,00**
	VEM056 B 01 IR 01 NNN	30	1120	560	516	12,2	7,1	1.884	**552**	418	**292**	177	1,244	**323,00**	400	**ANRES400WDI**	+	**137,00**
	VEM066 B 01 IR 01 NNN	30	1120	660	616	14,2	8,1	2.165	**634**	481	**336**	203	1,242	**324,00**	700	**ANRES700WDI**	+	**147,00**
	VEM076 B 01 IR 01 NNN	30	1120	760	716	16,2	9,2	2.446	**717**	544	**381**	230	1,239	**333,00**	700	**ANRES700WDI**	+	**147,00**
1610 20 rails 3 espaces	**VEL046 B 01 IR 01 NNN**	30	1610	460	416	14,6	8,7	2.308	**676**	513	**359**	217	1,240	**381,00**	700	**ANRES700WDI**	+	**147,00**
	VEL056 B 01 IR 01 NNN	30	1610	560	516	17,4	10,2	2.746	**805**	611	**428**	259	1,238	**405,00**	700	**ANRES700WDI**	+	**147,00**
	VEL066 B 01 IR 01 NNN	30	1610	660	616	20,3	11,6	3.184	**933**	708	**497**	301	1,235	**429,00**	1000	**ANRES1000WDI**	+	**158,00**
	VEL076 B 01 IR 01 NNN	30	1610	760	716	23,1	13,1	3.622	**1.062**	806	**566**	343	1,232	**453,00**	1000	**ANRES1000WDI**	+	**158,00**
1820 23 rails 3 espaces	**VEE046 B 01 IR 01 NNN**	30	1820	460	416	16,7	9,9	2.619	**768**	580	**404**	243	1,254	**454,00**	700	**ANRES700WDI**	+	**147,00**
	VEE056 B 01 IR 01 NNN	30	1820	560	516	20,0	11,6	3.080	**903**	682	**475**	285	1,257	**471,00**	1000	**ANRES1000WDI**	+	**158,00**
	VEE066 B 01 IR 01 NNN	30	1820	660	616	23,2	13,3	3.540	**1.038**	783	**545**	327	1,259	**476,00**	1000	**ANRES1000WDI**	+	**158,00**
	VEE076 B 01 IR 01 NNN	30	1820	760	716	26,5	15,0	4.000	**1.172**	885	**615**	369	1,262	**489,00**	1000	**ANRES1000WDI**	+	**158,00**

Electric heater for Dual Power

(*) Thanks to the high performance of Irsap VELA radiators, the ideal Δt for low temperature projects is Δt at 30°C.
For Δt different from 50°C use the formula: $Q=Qn\ (\Delta t / 50)^n$
(1) To order a radiator in the mixed version put the code of the Standard version + the code of the corresponding electric heater
Example:. Mod. 1820 x 560: **VEE056 B 01 IR 01 NNN (€ 471,00) + ANRES1000WDI (€ 158,00) = Tot. € 629,00**

Key Codes

Width — Standard White colour code - for different colour codes see the colors page

VE S 046 B | 01 | IR | 01 | NNN

Height — Packing code — Standard hydraulic code connection

Decorative & Technical Accessories



Kit Valves and Lockshield valve
Pag. 550

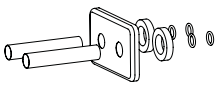

Pipe cover kit
Pag. 554

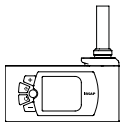

Electronic Control
Pag. 564

KART
Matt Light Grey finish (cod. 8N).

KART
height 1456 mm, lenght 500 mm. Matt Light Grey finish (cod. 8N).

Technical features:

- steel towel warmer radiator with horizontal elements featuring round tubes 23mm diameter
- side manifolds with a 30 mm round section
- manifold threading 1/2" Gas right
- maximum working pressure 8 bar
- maximum working temperature 95°C

Price included:

- 3 infra-pipe wall fixing brackets for the white Kart or 4 CHELA brackets for the colored Kart
- 1/2" air vent

Special options and surcharges:

Radiators can be supplied with no. 1 1/2" coupling welded laterally for the connection to a single-pipe system and no. 2 1/2" couplings welded laterally to a manifold (Cod. B10).

Surcharge for two 1/2" couplings welded to a lateral manifold and an internal diaphragm **(Cod. B10) € 58,00**

CAUTION: when this latter special working is present, correct operation is possible only when the lower outlet coupling is in axial alignment with the lowest pipe. Whenever this coupling is higher, all the pipes below will remain cold because they are not involved in the flow of water.

Prearrangement for monotube valve **(Cod. B14, B15) € 18,00**

Finishes available	Surcharge
Standard White	-
Classic finished	+15%
Special finished	+25%
Other RAL colors	+40% following feasibility study

Finishing codes see page 588.

Connections

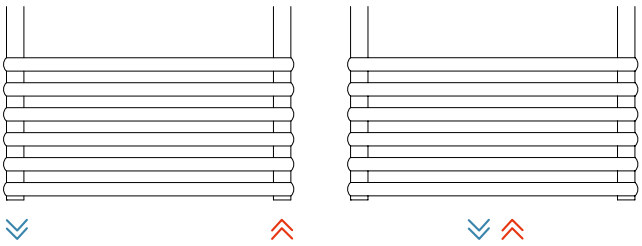

Laterals **50 mm**

Connection dimensions with IRSAP valves

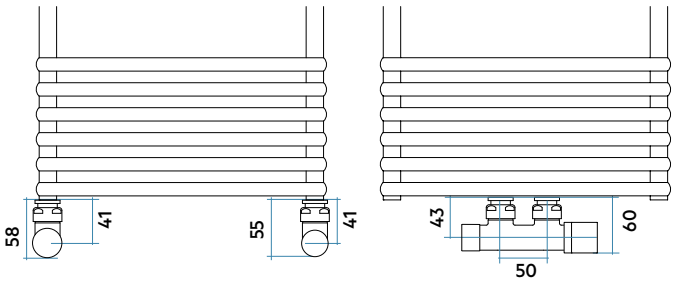

For other types of connections see pag. 406

cod. B10



cod. B14



cod. B15



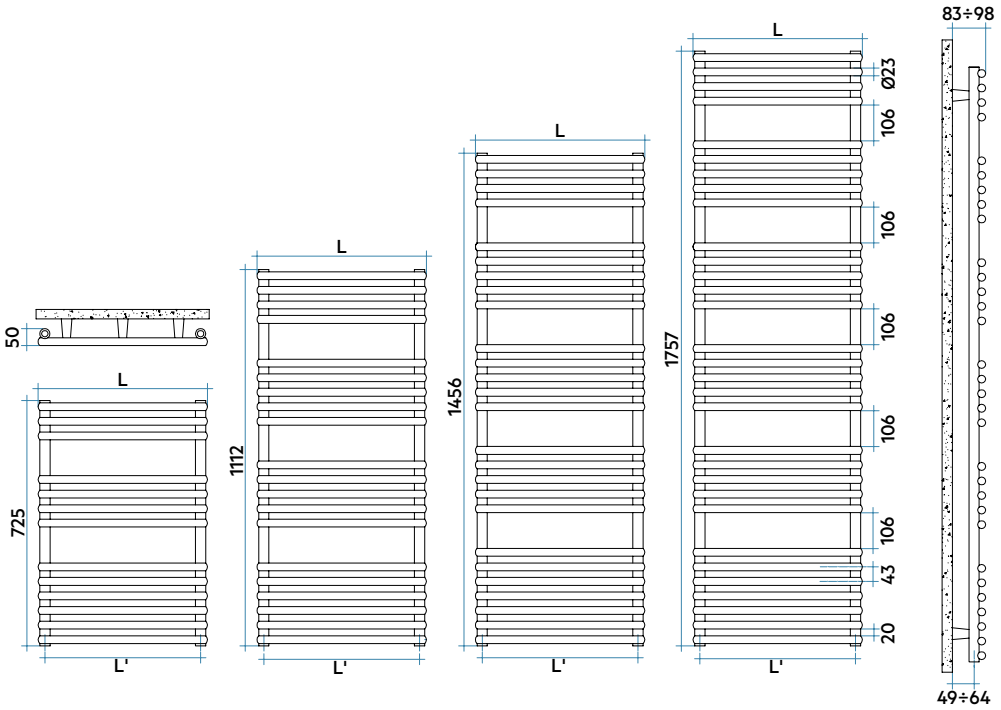

L mm	L' mm
500	460
600	560
750	710

CE 08 EN442-1

EN 442 EURONORM

Model	Code	Depth mm	Height mm	Width mm	Conn. centre mm	Weight Kg	Cap. lt	Thermal Power Δt=50°C Btu/h	Δt=50°C **Watt**	Δt=40°C Watt	Δt=30°C **(*) Watt**	Δt=20°C Watt	Exp. n.	Price €	50 mm Price €	Mix. Funct. Watt	ON/OFF Electric Heater (1) Code	Price €
720 13 rails 2 espaces	**KAS050 B 01 IR 01 NNN**	50	725	500	460	5,8	3,0	1.215	**356**	273	**194**	120	1,184	**179,00**	**195,00**	400	**ANRES400WDI**	+ **137,00**
	KAS060 B 01 IR 01 NNN	50	725	600	560	6,7	3,4	1.430	**419**	322	**230**	143	1,177	**181,00**	**197,00**	400	**ANRES400WDI**	+ **137,00**
	KAS075 B 01 IR 01 NNN	50	725	750	710	8,1	4,0	1.754	**514**	396	**283**	177	1,165	**186,00**	**202,00**	400	**ANRES400WDI**	+ **137,00**
1110 20 rails 3 espaces	**KAM050 B 01 IR 01 NNN**	50	1112	500	460	8,9	4,6	1.819	**533**	407	**288**	177	1,203	**218,00**	**234,00**	400	**ANRES400WDI**	+ **137,00**
	KAM060 B 01 IR 01 NNN	50	1112	600	560	10,3	5,2	2.132	**625**	479	**340**	210	1,190	**222,00**	**239,00**	700	**ANRES700WDI**	+ **147,00**
	KAM075 B 01 IR 01 NNN	50	1112	750	710	12,4	6,2	2.603	**763**	588	**420**	261	1,169	**230,00**	**248,00**	700	**ANRES700WDI**	+ **147,00**
1450 26 rails 4 espaces	**KAL050 B 01 IR 01 NNN**	50	1456	500	460	11,6	6,0	2.375	**696**	531	**374**	228	1,216	**249,00**	**265,00**	700	**ANRES700WDI**	+ **147,00**
	KAL060 B 01 IR 01 NNN	50	1456	600	560	13,4	6,8	2.770	**812**	621	**439**	270	1,203	**254,00**	**270,00**	700	**ANRES700WDI**	+ **147,00**
	KAL075 B 01 IR 01 NNN	50	1456	750	710	16,1	8,1	3.364	**986**	757	**539**	334	1,182	**264,00**	**281,00**	1000	**ANRES1000WDI**	+ **158,00**
1750 31 rails 5 espaces	**KAE050 B 01 IR 01 NNN**	50	1757	500	460	13,8	7,2	2.883	**845**	644	**454**	277	1,215	**271,00**	**289,00**	1000	**ANRES1000WDI**	+ **158,00**
	KAE060 B 01 IR 01 NNN	50	1757	600	560	16,0	8,2	3.344	**980**	749	**530**	325	1,204	**279,00**	**296,00**	1000	**ANRES1000WDI**	+ **158,00**
	KAE075 B 01 IR 01 NNN	50	1757	750	710	19,2	9,7	4.033	**1.182**	907	**645**	398	1,187	**289,00**	**305,00**	1000	**ANRES1000WDI**	+ **158,00**

Electric heater for Dual Power

(*) Thanks to the high performance of Irsap KART radiators, the ideal Δt for low temperature projects is Δt at 30°C.
For Δt different from 50°C use the formula: $Q=Qn\ (\Delta t / 50)^n$
(1) To order a radiator in the mixed version put the code of the Standard version + the code of the corresponding electric heater
Example:. Mod. 1110 x 750: **KAM075 B 01 IR 01 NNN** (€ 230,00) + **ANRES700WDI** (€ 147,00) = Tot. € 377,00

Key Codes

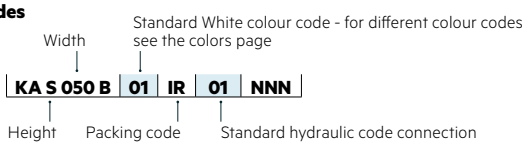

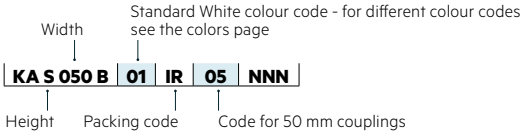

Decorative & Technical Accessories

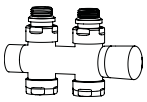

Kit Valves and Lockshield valve
Pag. 550

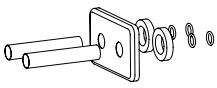

Pipe cover kit
Pag. 554

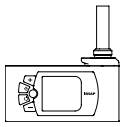

Electronic Control
Pag. 564

ARES
height 1462 mm, lenght 530 mm. Standard White finish (cod. 01).



ARES
Standard White finish (cod. 01).

Technical features:

- steel towel warmer radiator with horizontal elements featuring round tubeswith a 23 mm diameter
- side manifolds with a 40x30 mm semioval section
- manifold threading and central connections (50 mm) 1/2" Gas right
- maximum working pressure 8 bar
- maximum working temperature 95°C

Price included:

- 3 infratube for wall fixing
- 1/2" air vent

Finishes available	Surcharge
Standard White	-
Classic finished	+15%
Special finished	+25%
Other RAL colors	+40% following feasibility study

Finishing codes see page 588.

Connections

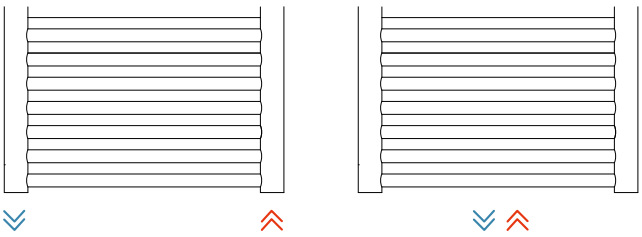

Laterals **50 mm**

Connection dimensions with IRSAP valves

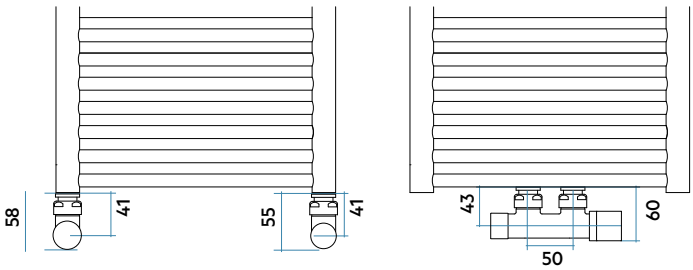

For other types of connections see pag. 406

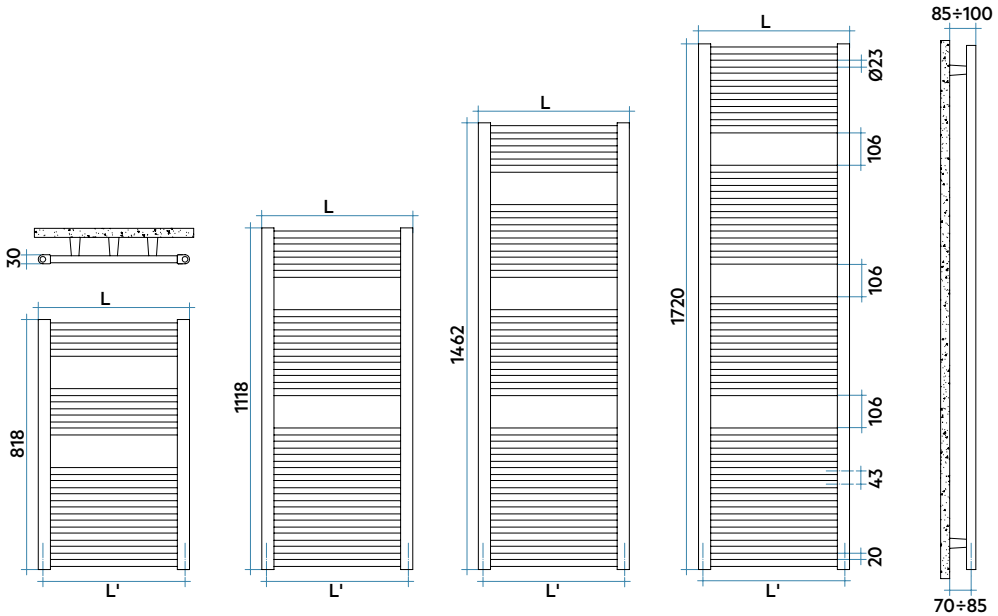

CE 12 EN442-1 EN 442 EURONORM

Model	Code	Depth mm	Height mm	Width mm	Conn. centre mm	Weight Kg	Cap. lt	Thermal Power Δt=50°C Btu/h	Δt=50°C **Watt**	Δt=40°C Watt	Δt=30°C **(*) Watt**	Δt=20°C Watt	Exp. n.	Price €	50 mm Price €
818 15 rails 2 espaces	**EIS038 B 01 IR 01 NNN**	30	818	380	350	4,2	3,1	995	**292**	223	**158**	97	1,206	**81,00**	**99,00**
	EIS043 B 01 IR 01 NNN	30	818	430	400	4,5	3,4	1.106	**324**	248	**175**	107	1,207	**84,00**	**101,00**
	EIS048 B 01 IR 01 NNN	30	818	480	450	4,9	3,7	1.208	**354**	270	**191**	117	1,207	**85,00**	**102,00**
	EIS050 B 01 IR 01 NNN	30	818	500	470	5,1	3,8	1.248	**366**	280	**198**	121	1,207	**86,00**	**103,00**
	EIS053 B 01 IR 01 NNN	30	818	530	500	5,3	4,0	1.310	**384**	293	**207**	127	1,206	**87,00**	**104,00**
	EIS058 B 01 IR 01 NNN	30	818	580	550	5,7	4,2	1.411	**414**	316	**223**	137	1,206	**88,00**	**105,00**
	EIS060 B 01 IR 01 NNN	30	818	600	570	5,8	4,3	1.452	**426**	325	**230**	141	1,206	**89,00**	**106,00**
	EIS075 B 01 IR 01 NNN	30	818	750	720	9,0	4,8	1.757	**515**	393	**278**	171	1,206	**109,00**	**124,00**
1118 22 rails 2 espaces	**EIM038 B 01 IR 01 NNN**	30	1118	380	350	5,9	4,5	1.420	**416**	318	**224**	137	1,213	**100,00**	**116,00**
	EIM043 B 01 IR 01 NNN	30	1118	430	400	6,4	4,9	1.556	**456**	346	**243**	147	1,233	**103,00**	**119,00**
	EIM048 B 01 IR 01 NNN	30	1118	480	450	7,0	5,2	1.709	**501**	381	**268**	163	1,228	**105,00**	**120,00**
	EIM050 B 01 IR 01 NNN	30	1118	500	470	7,2	5,4	1.774	**520**	395	**278**	169	1,227	**106,00**	**121,00**
	EIM053 B 01 IR 01 NNN	30	1118	530	500	7,5	5,6	1.866	**547**	416	**293**	178	1,224	**108,00**	**122,00**
	EIM058 B 01 IR 01 NNN	30	1118	580	550	8,1	6,0	2.023	**593**	452	**318**	194	1,220	**111,00**	**128,00**
	EIM060 B 01 IR 01 NNN	30	1118	600	570	8,3	6,2	2.088	**612**	466	**329**	201	1,218	**112,00**	**129,00**
	EIM075 B 01 IR 01 NNN	30	1118	750	720	12,9	7,0	2.556	**749**	572	**405**	248	1,205	**138,00**	**153,00**
1462 28 rails 3 espaces	**EIL038 B 01 IR 01 NNN**	30	1462	380	350	7,6	5,8	1.846	**541**	412	**290**	176	1,223	**116,00**	**133,00**
	EIL043 B 01 IR 01 NNN	30	1462	430	400	8,3	6,2	2.020	**592**	450	**316**	192	1,227	**119,00**	**136,00**
	EIL048 B 01 IR 01 NNN	30	1462	480	450	8,9	6,8	2.221	**651**	495	**348**	212	1,226	**122,00**	**139,00**
	EIL050 B 01 IR 01 NNN	30	1462	500	470	9,2	7,0	2.300	**674**	513	**360**	219	1,226	**123,00**	**140,00**
	EIL053 B 01 IR 01 NNN	30	1462	530	500	9,6	7,2	2.422	**710**	540	**380**	231	1,225	**124,00**	**142,00**
	EIL058 B 01 IR 01 NNN	30	1462	580	550	10,3	7,7	2.624	**769**	585	**411**	250	1,224	**128,00**	**145,00**
	EIL060 B 01 IR 01 NNN	30	1462	600	570	10,6	7,9	2.702	**792**	603	**424**	258	1,224	**129,00**	**146,00**
	EIL075 B 01 IR 01 NNN	30	1462	750	720	16,5	8,9	3.304	**968**	737	**519**	316	1,221	**155,00**	**173,00**
1720 34 rails 3 espaces	**EIG038 B 01 IR 01 NNN**	30	1720	380	350	9,1	6,9	2.208	**647**	493	**347**	212	1,217	**136,00**	**152,00**
	EIG043 B 01 IR 01 NNN	30	1720	430	400	9,9	7,5	2.429	**712**	541	**380**	231	1,227	**139,00**	**155,00**
	EIG048 B 01 IR 01 NNN	30	1720	480	450	10,7	8,1	2.668	**782**	595	**418**	255	1,225	**142,00**	**157,00**
	EIG050 B 01 IR 01 NNN	30	1720	500	470	11,1	8,3	2.767	**811**	617	**434**	264	1,224	**143,00**	**159,00**
	EIG053 B 01 IR 01 NNN	30	1720	530	500	11,6	8,7	2.910	**853**	649	**457**	278	1,223	**144,00**	**161,00**
	EIG058 B 01 IR 01 NNN	30	1720	580	550	12,4	9,3	3.149	**923**	703	**495**	302	1,220	**148,00**	**163,00**
	EIG060 B 01 IR 01 NNN	30	1720	600	570	12,7	9,5	3.248	**952**	725	**511**	311	1,220	**149,00**	**165,00**
	EIG075 B 01 IR 01 NNN	30	1720	750	720	19,9	10,7	3.968	**1.163**	887	**626**	383	1,213	**176,00**	**191,00**

Electric heater for Dual Power

Mix. Funct. Watt	ON/OFF Electric Heater (1) Code	Price €
300	**ANRES300WDI**	**+ 135,00**
300	**ANRES300WDI**	**+ 135,00**
300	**ANRES300WDI**	**+ 135,00**
400	**ANRES400WDI**	**+ 137,00**
400	**ANRES400WDI**	**+ 137,00**
400	**ANRES400WDI**	**+ 137,00**
400	**ANRES400WDI**	**+ 137,00**
400	**ANRES400WDI**	**+ 137,00**
400	**ANRES400WDI**	**+ 137,00**
400	**ANRES400WDI**	**+ 137,00**
400	**ANRES400WDI**	**+ 137,00**
400	**ANRES400WDI**	**+ 137,00**
400	**ANRES400WDI**	**+ 137,00**
400	**ANRES400WDI**	**+ 137,00**
700	**ANRES700WDI**	**+ 147,00**
400	**ANRES400WDI**	**+ 137,00**
400	**ANRES400WDI**	**+ 137,00**
700	**ANRES700WDI**	**+ 147,00**
700	**ANRES700WDI**	**+ 147,00**
700	**ANRES700WDI**	**+ 147,00**
700	**ANRES700WDI**	**+ 147,00**
700	**ANRES700WDI**	**+ 147,00**
700	**ANRES700WDI**	**+ 147,00**
1000	**ANRES1000WDI**	**+ 158,00**
700	**ANRES700WDI**	**+ 147,00**
700	**ANRES700WDI**	**+ 147,00**
700	**ANRES700WDI**	**+ 147,00**
700	**ANRES700WDI**	**+ 147,00**
700	**ANRES700WDI**	**+ 147,00**
1000	**ANRES1000WDI**	**+ 158,00**
1000	**ANRES1000WDI**	**+ 158,00**
1000	**ANRES1000WDI**	**+ 158,00**

(*) Thanks to the high performance of Irsap ARES radiators, the ideal Δt for low temperature projects is Δt at 30°C.

For Δt different from 50°C use the formula: $Q=Qn\ (\Delta t / 50)^n$

(1) To order a radiator in the mixed version put the code of the Standard version + the code of the corresponding electric heater

Example:. Mod. 1720 x 480: **EIG048 B 01 IR 01 NNN** (€ 142,00) + **ANRES700WDI** (€ 147,00) = Tot. € 289,00

Key Codes

Width — Standard White colour code - for different colour codes see the colors page

EI S 038 B | 01 | IR | 01 | NNN

Height — Packing code — Standard hydraulic code connection

Width — Standard White colour code - for different colour codes see the colors page

EI S 038 B | 01 | IR | 05 | NNN

Height — Packing code — Code for 50 mm couplings

Decorative & Technical Accessories

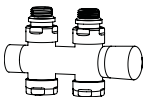

Kit Valves and Lockshield valve
Pag. 550

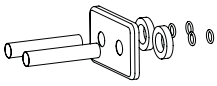

Pipe cover kit
Pag. 554

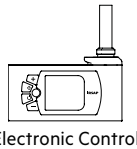

Electronic Control
Pag. 564

VENUS
height 1720 mm, lenght 595 mm. Standard White finish (cod. 01).

VENUS
Standard White finish (cod. 01).

Technical features:

- steel towel warmer radiator with horizontal elements featuring round tubes with a 23 mm diameter
- side manifolds with a 40x30 mm semioval section
- manifold threading and central connections (50 mm) 1/2" Gas right
- maximum working pressure 8 bar
- maximum working temperature 95°C

Price included:

- 4 infratube for wall fixing
- 1/2" air vent

Finishes available	Surcharge
Standard White	-
Classic finished	+15%
Special finished	+25%
Other RAL colors	+40% following feasibility study

Finishing codes see page 588.

Connections

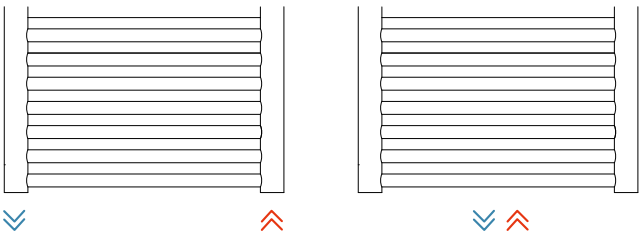

Laterals **50 mm**

Connection dimensions with IRSAP valves

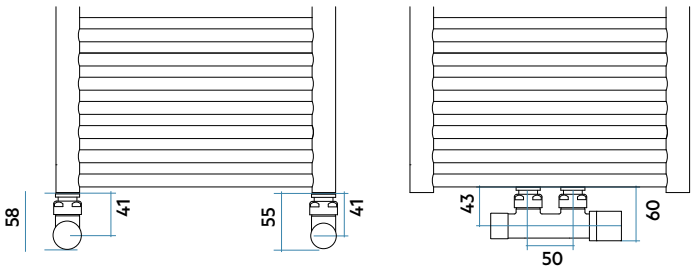

For other types of connections see pag. 406

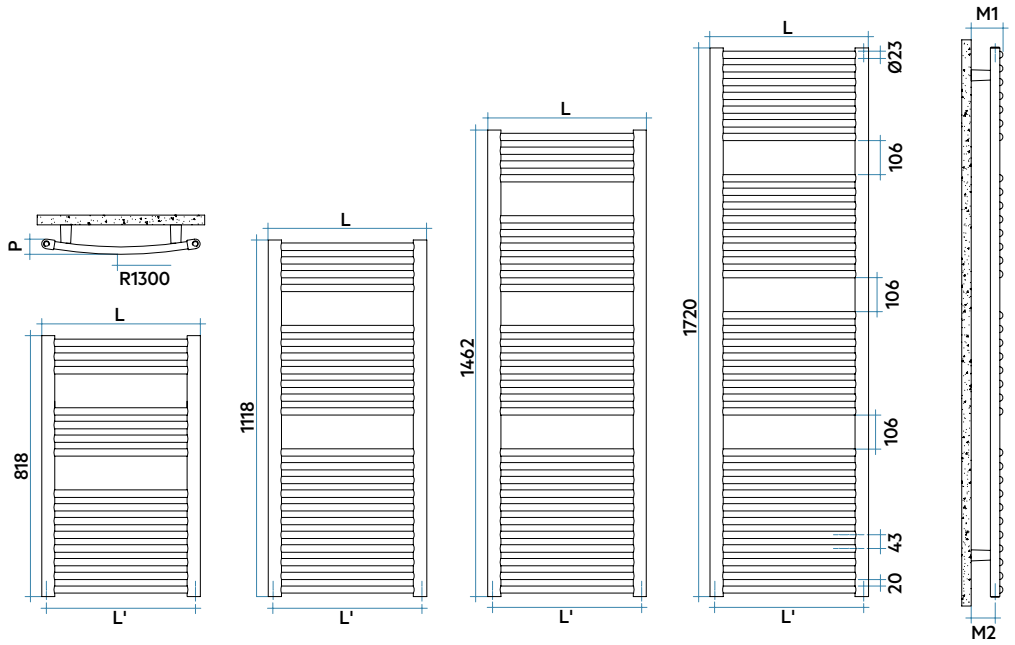

L mm	P mm	M1 mm	M2 mm
497	48	92÷107	60÷75
595	57	97÷112	54÷69
740	76	102÷117	42÷54

CE 12 EN442-1 EN 442 EURONORM

Model	Code	Depth mm	Height mm	Width mm	Conn. centre mm	Weight Kg	Cap. lt	Thermal Power Δt=50°C Btu/h	Δt=50°C **Watt**	Δt=40°C Watt	Δt=30°C **(*) Watt**	Δt=20°C Watt	Exp. n.	Price €	50 mm Price €	Mix. Funct.	ON/OFF Electric Heater (1) Watt	Code	Price €
818 15 rails 2 espaces	**MIS045 B 01 IR 01 NNN**	43	818	448	418	4,7	3,5	1.147	**336**	257	**181**	111	1,207	**90,00**	**108,00**	Electric heater for Dual Power	300	**ANRES300WDI**	**+ 135,00**
	MIS050 B 01 IR 01 NNN	48	818	497	467	5,0	3,8	1.248	**366**	280	**198**	121	1,207	**95,00**	**111,00**		400	**ANRES400WDI**	**+ 137,00**
	MIS060 B 01 IR 01 NNN	57	818	595	565	5,8	4,3	1.452	**426**	325	**230**	141	1,206	**96,00**	**112,00**		400	**ANRES400WDI**	**+ 137,00**
	MIS075 B 01 IR 01 NNN	76	818	740	710	8,9	4,8	1.757	**515**	393	**278**	171	1,206	**117,00**	**135,00**		400	**ANRES400WDI**	**+ 137,00**
1118 22 rails 2 espaces	**MIM045 B 01 IR 01 NNN**	43	1118	448	418	6,6	5,0	1.617	**474**	360	**253**	153	1,231	**110,00**	**126,00**		400	**ANRES400WDI**	**+ 137,00**
	MIM050 B 01 IR 01 NNN	48	1118	497	467	7,2	5,4	1.774	**520**	395	**278**	169	1,227	**114,00**	**133,00**		400	**ANRES400WDI**	**+ 137,00**
	MIM060 B 01 IR 01 NNN	57	1118	595	565	8,2	6,1	2.088	**612**	466	**329**	201	1,218	**121,00**	**139,00**		700	**ANRES700WDI**	**+ 147,00**
	MIM075 B 01 IR 01 NNN	76	1118	740	710	12,8	6,9	2.556	**749**	572	**405**	248	1,205	**148,00**	**164,00**		700	**ANRES700WDI**	**+ 147,00**
1462 28 rails 3 espaces	**MIL045 B 01 IR 01 NNN**	43	1462	448	418	8,5	6,4	2.098	**615**	468	**329**	200	1,226	**128,00**	**145,00**		700	**ANRES700WDI**	**+ 147,00**
	MIL050 B 01 IR 01 NNN	48	1462	497	467	9,2	6,9	2.300	**674**	513	**360**	219	1,226	**134,00**	**149,00**		700	**ANRES700WDI**	**+ 147,00**
	MIL060 B 01 IR 01 NNN	57	1462	595	565	10,5	7,9	2.702	**792**	603	**424**	258	1,224	**140,00**	**156,00**		700	**ANRES700WDI**	**+ 147,00**
	MIL075 B 01 IR 01 NNN	76	1462	740	710	16,3	8,8	3.304	**968**	737	**519**	316	1,221	**167,00**	**183,00**		1000	**ANRES1000WDI**	**+ 158,00**
1720 34 rails 3 espaces	**MIG045 B 01 IR 01 NNN**	43	1720	448	418	10,2	7,7	2.525	**740**	563	**396**	241	1,226	**149,00**	**166,00**		700	**ANRES700WDI**	**+ 147,00**
	MIG050 B 01 IR 01 NNN	48	1720	497	467	11,0	8,3	2.767	**811**	617	**434**	264	1,224	**154,00**	**172,00**		700	**ANRES700WDI**	**+ 147,00**
	MIG060 B 01 IR 01 NNN	57	1720	595	565	12,6	9,5	3.248	**952**	725	**511**	311	1,220	**160,00**	**177,00**		1000	**ANRES1000WDI**	**+ 158,00**
	MIG075 B 01 IR 01 NNN	76	1720	740	710	19,7	10,6	3.968	**1.163**	887	**626**	383	1,213	**189,00**	**205,00**		1000	**ANRES1000WDI**	**+ 158,00**

(*) Thanks to the high performance of Irsap VENUS radiators, the ideal Δt for low temperature projects is Δt at 30°C.
For Δt different from 50°C use the formula: $Q=Qn\ (\Delta t / 50)^n$
(1) To order a radiator in the mixed version put the code of the Standard version + the code of the corresponding electric heater
Example:. Mod. 1462 x 740: **MIL075 B 01 IR 01 NNN (€ 167,00) + ANRES1000WDI (€ 158,00) = Tot. € 325,00**

Key Codes

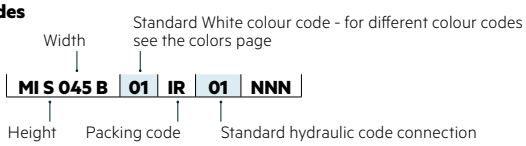

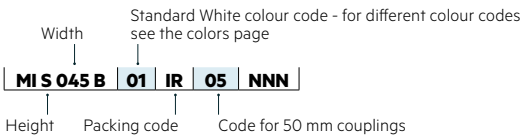

Decorative & Technical Accessories

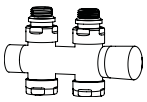

Kit Valves and Lockshield valve
Pag. 550

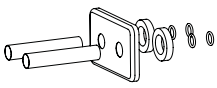

Pipe cover kit
Pag. 554

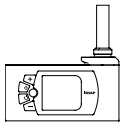

Electronic Control
Pag. 564

CHROME-PLATED RADIATORS

Essential and innovative products enhanced by reflecting light.
The elegant chrome-plated finish is distinguished by its linear surfaces and refractions that exalt both the heating element design and its settings.
A wide range of products that enhance refined and original interiors.

ARES CHROME-PLATED	P.	376
FLAUTO CHROME-PLATED	P.	368
NOVO CHROME-PLATED	P.	372
NOVO CULT CHROME-PLATED	P.	364
VENUS CHROME-PLATED	P.	380

NOVO CULT CHROME-PLATED
Chrome-plated finish (cod. 50).

NOVO CULT CHROME-PLATED
height 1567 mm, lenght 500 mm. Chrome-plated finish (cod. 50).

Technical features:

- steel towel warmer radiator with horizontal elements featuring round tubes 25 mm diameter
- side manifolds with semi-oval section 50x36,5 mm
- manifold threading and central connections (50 mm) 1/2" Gas right
- maximum working pressure 6 bar
- maximum working temperature 95°C

Price included:

- 4 chrome-plated wall fixing
- 1/2" chrome-plated air vent

Extension of Guarantee

Irsap guarantees only the hydraulic seal of NOVO CULT Chrome-plated radiators for 10 years, starting from sales in 2009.
The chrome plating is guaranteed for the period of time established by law, in any case not less than 24 months.

Finishes available	Surcharge
Chrome-plated	-

Special options and surcharges:

Radiators can be supplied with no. 1 1/2" coupling welded laterally for the connection to a single-pipe system and no. 2 1/2" couplings welded laterally to a manifold (Fig. 1). If the second coupling comes at a height that is lower than the half the radiator's total height, a diaphragm is welded inside to the manifold for optimized water circulation.

Surcharge for two 1/2" couplings welded to a lateral manifold and an internal diaphragm **(Cod. B10) € 58,00**

Surcharge for two 1/2" couplings welded to a lateral manifold and an internal diaphragm **(Cod. B 99) € 86,00**

Surcharge for one 1/2" coupling welded to a lateral manifold **(Cod. B12 left, Cod. B16 right) € 30,00**

CAUTION: when this latter special working is present, correct operation is possible only when the lower outlet coupling is in axial alignment with the lowest pipe. Whenever this coupling is higher, all the pipes below will remain cold because they are not involved in the flow of water.

Connections

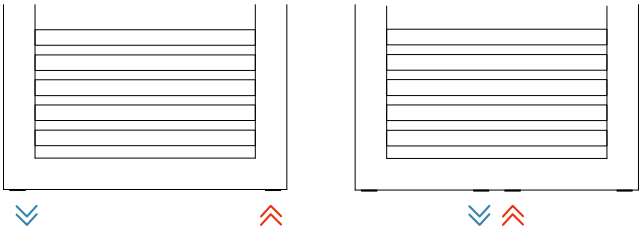

Laterals **50 mm**

Connection dimensions with IRSAP valves

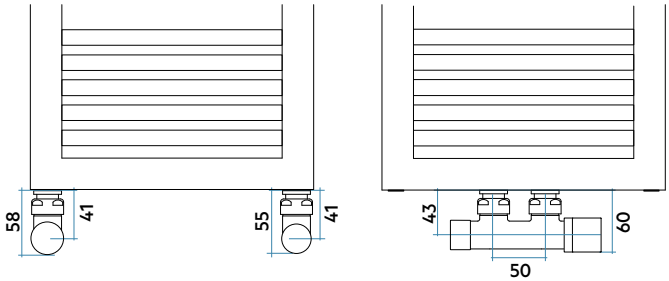

For other types of connections see pag. 406

cod. B10



cod. B99



cod. B12 left
cod. B16 right



NOVO CULT

Chrome-plated

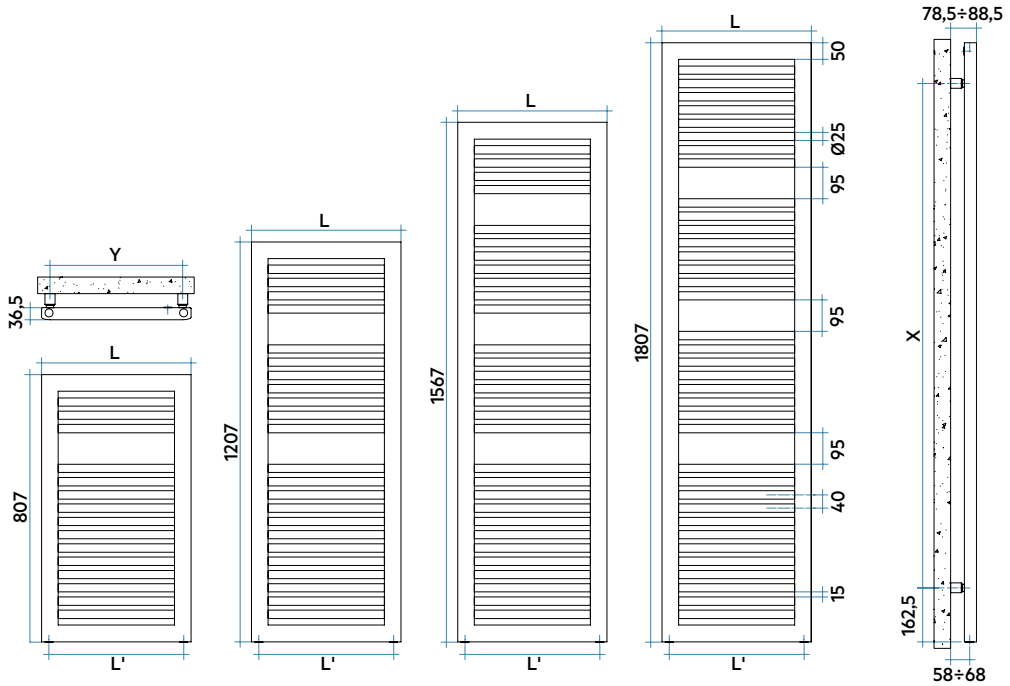

L mm	L' mm	Y mm
450	406	400
500	456	450
600	556	550

H mm	X mm
807	520
1207	920
1567	1280
1807	1520

CE 21 EN442-1 EN 442 EUROPEAN NORM

Model	Code	Depth mm	Height mm	Width mm	Conn. centre mm	Weight Kg	Cap. lt	Thermal Power Δt=50°C Btu/h	Δt=50°C **Watt**	Δt=40°C Watt	Δt=30°C **(*) Watt**	Δt=20°C Watt	Exp. n.	Price €	50 mm Price €
807 15 rails 1 espace	**NSS045 B 50 IR 01 NNN**	49	807	450	406	7,8	5,6	934	**274**	208	**146**	89	1,226	**635,00**	**652,00**
	NSS050 B 50 IR 01 NNN	49	807	500	456	8,4	6,1	1.027	**301**	229	**161**	98	1,229	**655,00**	**672,00**
	NSS060 B 50 IR 01 NNN	49	807	600	556	9,6	7,0	1.211	**355**	269	**189**	114	1,236	**685,00**	**702,00**
1207 23 rails 2 espaces	**NSM045 B 50 IR 01 NNN**	49	1207	450	406	11,0	8,0	1.330	**390**	294	**205**	123	1,262	**915,00**	**933,00**
	NSM050 B 50 IR 01 NNN	49	1207	500	456	11,8	8,6	1.457	**427**	322	**224**	135	1,260	**953,00**	**971,00**
	NSM060 B 50 IR 01 NNN	49	1207	600	556	13,5	9,9	1.715	**503**	380	**264**	159	1,258	**1.098,00**	**1.116,00**
1567 30 rails 3 espaces	**NSL045 B 50 IR 01 NNN**	49	1567	450	406	13,9	10,1	1.727	**506**	382	**265**	159	1,265	**1.272,00**	**1.288,00**
	NSL050 B 50 IR 01 NNN	49	1567	500	456	14,9	10,8	1.896	**556**	419	**291**	175	1,264	**1.280,00**	**1.299,00**
	NSL060 B 50 IR 01 NNN	49	1567	600	556	16,9	12,4	2.236	**655**	494	**344**	206	1,263	**1.502,00**	**1.520,00**
1807 36 rails 3 espaces	**NSE045 B 50 IR 01 NNN**	49	1807	450	406	16,0	11,7	2.011	**589**	445	**310**	186	1,258	**1.434,00**	**1.452,00**
	NSE050 B 50 IR 01 NNN	49	1807	500	456	17,2	12,6	2.216	**650**	491	**342**	206	1,255	**1.474,00**	**1.491,00**
	NSE060 B 50 IR 01 NNN	49	1807	600	556	19,6	14,4	2.625	**769**	582	**406**	245	1,250	**1.628,00**	**1.645,00**

Electric heater for Dual Power

Mix. Funct. Watt	ON/OFF Electric Heater (1) Code	Price €
300	**ANRES300WDI50**	+ **138,00**
300	**ANRES300WDI50**	+ **138,00**
400	**ANRES400WDI50**	+ **141,00**
400	**ANRES400WDI50**	+ **141,00**
400	**ANRES400WDI50**	+ **141,00**
400	**ANRES400WDI50**	+ **141,00**
400	**ANRES400WDI50**	+ **141,00**
400	**ANRES400WDI50**	+ **141,00**
700	**ANRES700WDI50**	+ **149,00**
400	**ANRES400WDI50**	+ **141,00**
700	**ANRES700WDI50**	+ **149,00**
700	**ANRES700WDI50**	+ **149,00**

(*) Thanks to the high performance of Irsap NOVO CULT CHROME-PLATED radiators, the ideal Δt for low temperature projects is Δt at 30°C.
For Δt different from 50°C use the formula: $Q=Qn\ (\Delta t / 50)^n$
(1) To order a radiator in the mixed version put the code of the Standard version + the code of the corresponding electric heater
Example:. Mod. 1807 x 450: **NSE045 B 50 IR 01 NNN** (€ 1.434,00) + **ANRES400WDI50** (€ 141,00) = Tot. € 1.575,00

Key Codes

Width — Chrome-plated finish code

NS S 045 B | 50 | IR | 01 | NNN

Height — Packing code — Standard hydraulic code connection

Width — Chrome-plated finish code

NS S 045 B | 50 | IR | 05 | NNN

Height — Packing code — Code for 50 mm couplings

Decorative & Technical Accessories

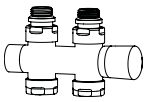

Kit Valves and Lockshield valve
Pag. 550

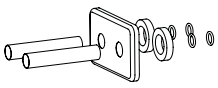

Pipe cover kit
Pag. 554

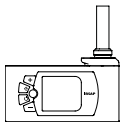

Electronic Control
Pag. 564

FLAUTO CHROME-PLATED
height 1218 mm, lenght 506 mm. Chrome-plated finish (cod. 50).

FLAUTO CHROME-PLATED
Chrome-plated finish (cod. 50).

Technical features:

- steel towel warmer radiator with horizontal elements featuring round tubes 18 mm diameter
- side manifolds with a 30 mm round section
- manifold threading 1/2" Gas right
- maximum working pressure 8 bar
- maximum working temperature 95°C

Price included:

- pair of chela wall brackets
- wall spacer
- 1/2" chrome-plated air vent

Special options and surcharges:

Radiators can be supplied with no. 1 1/2" coupling welded laterally for the connection to a single-pipe system and no. 2 1/2" couplings welded laterally to a manifold (Cod. B10).

Surcharge for two 1/2" couplings welded to a lateral manifold and an internal diaphragm **(Cod. B10) € 58,00**

Prearrangement for monotube valve **(Cod. B14, B15) € 18,00**

CAUTION: when this latter special working is present, correct operation is possible only when the lower outlet coupling is in axial alignment with the lowest pipe. Whenever this coupling is higher, all the pipes below will remain cold because they are not involved in the flow of water.

Finishes available	Surcharge
Chrome-plated	-

Connections



Laterals

For other types of connections see pag. 406

Connection dimensions with IRSAP valves

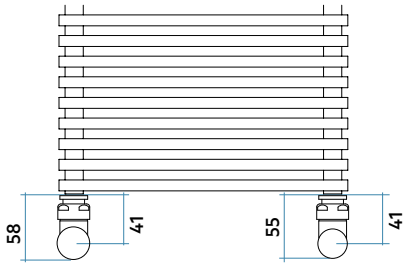

cod. B10



cod. B14



cod. B15



Chrome-plated

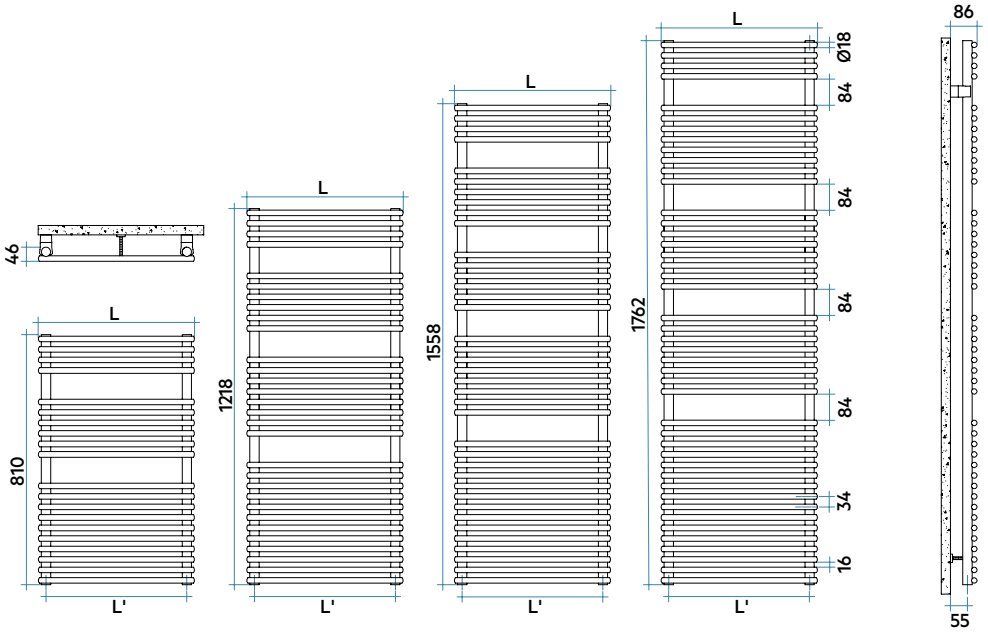

CE 02 EN442-1 EN 442 EUROPEAN NORM

Model	Code	Depth mm	Height mm	Width mm	Conn. centre mm	Weight Kg	Cap. lt	Thermal Power Δt=50°C Btu/h	Δt=50°C **Watt**	Δt=40°C Watt	Δt=30°C **(*) Watt**	Δt=20°C Watt	Exp. n.	Price €	Mix. Funct. Watt	ON/OFF Electric Heater (1) Code	Price €
810 20 rails 2 espaces	**FTP045 B 50 IR 01 NNN**	46	810	456	406	5,6	2,8	926	**271**	209	**149**	92	1,180	**523,00**	300	**ANRES300WDI50**	+ **138,00**
	FTP050 B 50 IR 01 NNN	46	810	506	456	6,1	3,0	1.023	**300**	230	**164**	102	1,178	**529,00**	300	**ANRES300WDI50**	+ **138,00**
	FTP055 B 50 IR 01 NNN	46	810	556	506	6,5	3,1	1.120	**328**	252	**180**	112	1,177	**531,00**	300	**ANRES300WDI50**	+ **138,00**
	FTP060 B 50 IR 01 NNN	46	810	606	556	7,0	3,3	1.216	**356**	274	**196**	121	1,176	**536,00**	300	**ANRES300WDI50**	+ **138,00**
	FTP075 B 50 IR 01 NNN	46	810	756	706	8,4	3,9	1.506	**442**	340	**243**	151	1,172	**550,00**	400	**ANRES400WDI50**	+ **141,00**
1218 30 rails 3 espaces	**FTM045 B 50 IR 01 NNN**	46	1218	456	406	8,4	4,1	1.359	**398**	303	**214**	130	1,220	**636,00**	400	**ANRES400WDI50**	+ **141,00**
	FTM050 B 50 IR 01 NNN	46	1218	506	456	9,1	4,4	1.480	**434**	331	**233**	142	1,218	**644,00**	400	**ANRES400WDI50**	+ **141,00**
	FTM055 B 50 IR 01 NNN	46	1218	556	506	9,8	4,7	1.601	**469**	358	**252**	154	1,217	**649,00**	400	**ANRES400WDI50**	+ **141,00**
	FTM060 B 50 IR 01 NNN	46	1218	606	556	10,5	5,0	1.721	**504**	385	**271**	166	1,215	**654,00**	400	**ANRES400WDI50**	+ **141,00**
	FTM075 B 50 IR 01 NNN	46	1218	756	706	12,5	5,9	2.083	**610**	466	**329**	202	1,209	**681,00**	400	**ANRES400WDI50**	+ **141,00**
1558 38 rails 4 espaces	**FTL045 B 50 IR 01 NNN**	46	1558	456	406	10,6	5,2	1.761	**516**	391	**274**	165	1,243	**728,00**	400	**ANRES400WDI50**	+ **141,00**
	FTL050 B 50 IR 01 NNN	46	1558	506	456	11,5	5,6	1.927	**565**	429	**301**	183	1,232	**737,00**	400	**ANRES400WDI50**	+ **141,00**
	FTL055 B 50 IR 01 NNN	46	1558	556	506	12,4	6,0	2.092	**613**	467	**328**	200	1,222	**744,00**	400	**ANRES400WDI50**	+ **141,00**
	FTL060 B 50 IR 01 NNN	46	1558	606	556	13,2	6,4	2.258	**662**	505	**356**	218	1,212	**753,00**	700	**ANRES700WDI50**	+ **149,00**
	FTL075 B 50 IR 01 NNN	46	1558	756	706	15,9	7,5	2.754	**807**	620	**442**	274	1,180	**783,00**	700	**ANRES700WDI50**	+ **149,00**
1762 44 rails 4 espaces	**FTG045 B 50 IR 01 NNN**	46	1762	456	406	12,2	6,0	1.979	**580**	440	**307**	186	1,243	**795,00**	400	**ANRES400WDI50**	+ **141,00**
	FTG050 B 50 IR 01 NNN	46	1762	506	456	13,2	6,5	2.162	**634**	481	**337**	204	1,237	**807,00**	700	**ANRES700WDI50**	+ **149,00**
	FTG055 B 50 IR 01 NNN	46	1762	556	506	14,3	6,9	2.345	**687**	522	**367**	223	1,230	**814,00**	700	**ANRES700WDI50**	+ **149,00**
	FTG060 B 50 IR 01 NNN	46	1762	606	556	15,3	7,3	2.528	**741**	564	**397**	242	1,223	**825,00**	700	**ANRES700WDI50**	+ **149,00**
	FTG075 B 50 IR 01 NNN	46	1762	756	706	18,3	8,6	3.077	**902**	689	**488**	299	1,203	**858,00**	1000	**ANRES1000WDI50**	+ **161,00**

Electric heater for Dual Power

(*) Thanks to the high performance of Irsap FLAUTO CHROME-PLATED radiators, the ideal Δt for low temperature projects is Δt at 30°C.
For Δt different from 50°C use the formula: Q=Qn (Δt / 50)^{n}
(1) To order a radiator in the mixed version put the code of the Standard version + the code of the corresponding electric heater
Example:. Mod. 1762 x 456: **FTG045 B 50 IR 01 NNN** (€ 795,00) + **ANRES400WDI50** (€ 141,00) = Tot. € 936,00

Key Codes

Width — Chrome-plated finish code

FT P 045 B | 50 | IR | 01 | NNN

Height — Packing code — Standard hydraulic code connection

Decorative & Technical Accessories



Kit Valves and Lockshield valve
Pag. 550

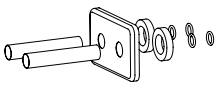

Pipe cover kit
Pag. 554

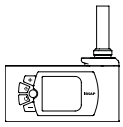

Electronic Control
Pag. 564

NOVO CHROME-PLATED
Chrome-plated finish (cod. 50).

NOVO CHROME-PLATED
height 1800 mm, lenght 600 mm. Chrome-plated finish (cod. 50).

Technical features:

- steel towel warmer radiator with horizontal elements featuring round tubes 23 mm diameter
- side manifolds with semi-oval section 40x30 mm
- manifold threading and central connections (50 mm) 1/2" Gas right
- maximum working pressure 8 bar
- maximum working temperature 95°C

Price included:

- pair of chrome-plated chela wall brackets
- wall spacers
- 1/2" chrome-plated air vent

Extension of Guarantee

Irsap guarantees only the hydraulic seal of NOVO Chrome-plated radiators for 10 years, starting from sales in 2009.
The chrome plating is guaranteed for the period of time established by law, in any case not less than 24 months.

Finishes available	Surcharge
Chrome-plated	-

Special options and surcharges:

Radiators can be supplied with no. 1 1/2" coupling welded laterally for the connection to a single-pipe system and no. 2 1/2" couplings welded laterally to a manifold (Fig. 1). If the second coupling comes at a height that is lower than the half the radiator's total height, a diaphragm is welded inside to the manifold for optimized water circulation.

Surcharge for two 1/2" couplings welded to a lateral manifold and an internal diaphragm **(Cod. B10) € 58,00**

Surcharge for two 1/2" couplings welded to a lateral manifold and an internal diaphragm **(Cod. B 99) € 86,00**

Surcharge for one 1/2" coupling welded to a lateral manifold **(Cod. B12) € 30,00**

CAUTION: when this latter special working is present, correct operation is possible only when the lower outlet coupling is in axial alignment with the lowest pipe. Whenever this coupling is higher, all the pipes below will remain cold because they are not involved in the flow of water.

Connections

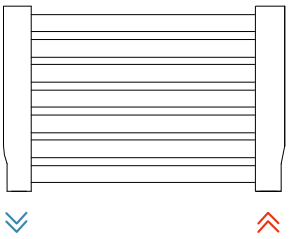

Laterals

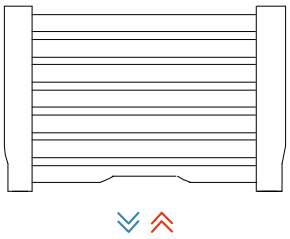

50 mm

Connection dimensions with IRSAP valves

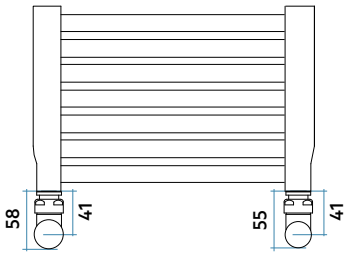

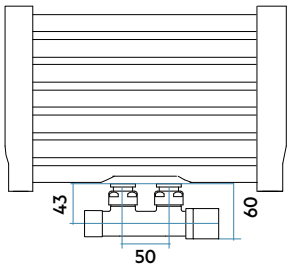

For other types of connections see pag. 406

cod. B10



cod. B99



cod. B12



Chrome-plated

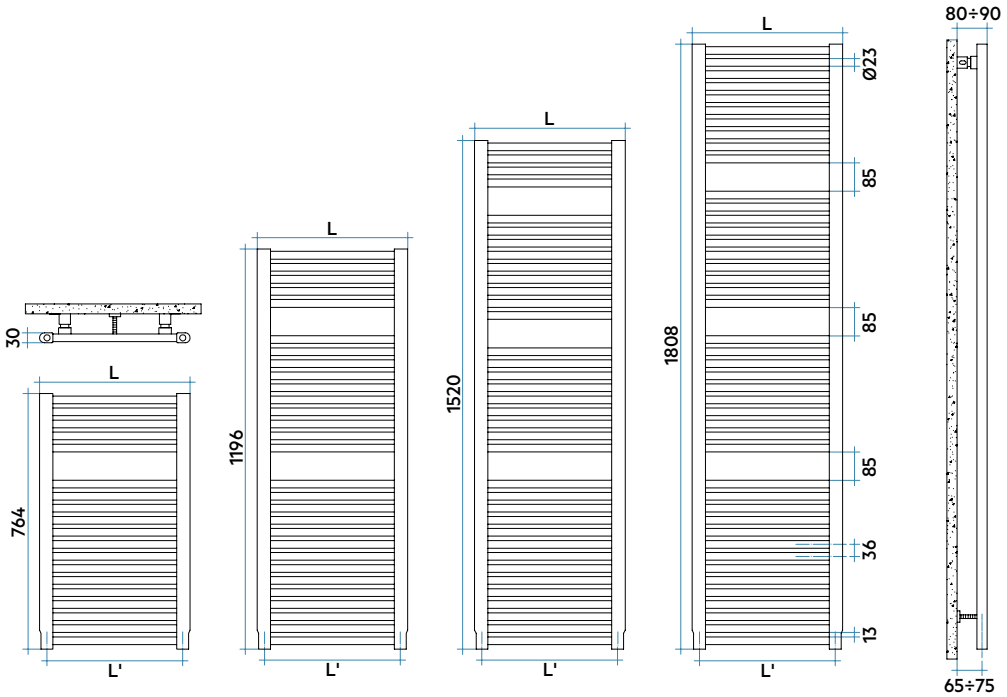

CE 01 EN442-1 EN 442 EURONORM

Model	Code	Depth mm	Height mm	Width mm	Conn. centre mm	Weight Kg	Cap. lt	Thermal Power Δt=50°C Btu/h	Δt=50°C **Watt**	Δt=40°C Watt	Δt=30°C **(*) Watt**	Δt=20°C Watt	Exp. n.	Price €	50 mm Price €
764 19 rails 1 espace	**NLP045 B 50 IR 01 NNN**	30	764	450	406	5,3	3,9	914	**268**	203	**142**	86	1,245	**357,00**	**373,00**
	NLP050 B 50 IR 01 NNN	30	764	500	456	5,8	4,3	1.001	**293**	222	**155**	94	1,244	**370,00**	**387,00**
	NLP060 B 50 IR 01 NNN	30	764	600	556	6,7	5,0	1.175	**344**	261	**183**	110	1,243	**377,00**	**395,00**
	NLP075 B 50 IR 01 NNN	30	764	750	706	10,7	5,6	1.434	**420**	319	**223**	135	1,241	**458,00**	**475,00**
1196 29 rails 2 espaces	**NLM045 B 50 IR 01 NNN**	30	1196	450	406	8,1	6,1	1.218	**357**	269	**186**	111	1,275	**432,00**	**448,00**
	NLM050 B 50 IR 01 NNN	30	1196	500	456	8,8	6,6	1.353	**396**	299	**207**	124	1,272	**449,00**	**466,00**
	NLM060 B 50 IR 01 NNN	30	1196	600	556	10,3	7,6	1.627	**477**	359	**250**	149	1,267	**476,00**	**493,00**
	NLM075 B 50 IR 01 NNN	30	1196	750	706	16,4	8,6	2.039	**598**	451	**314**	189	1,259	**577,00**	**594,00**
1520 36 rails 3 espaces	**NLL045 B 50 IR 01 NNN**	30	1520	450	406	10,2	7,6	1.656	**485**	365	**252**	150	1,279	**501,00**	**518,00**
	NLL050 B 50 IR 01 NNN	30	1520	500	456	11,0	8,2	1.821	**534**	401	**278**	166	1,277	**519,00**	**536,00**
	NLL060 B 50 IR 01 NNN	30	1520	600	556	12,8	9,5	2.151	**630**	475	**329**	196	1,273	**547,00**	**563,00**
	NLL075 B 50 IR 01 NNN	30	1520	750	706	20,4	10,8	2.646	**776**	585	**406**	243	1,266	**652,00**	**669,00**
1808 44 rails 3 espaces	**NLG045 B 50 IR 01 NNN**	30	1808	450	406	12,3	9,2	1.976	**579**	436	**302**	180	1,272	**584,00**	**601,00**
	NLG050 B 50 IR 01 NNN	30	1808	500	456	13,3	10,0	2.180	**639**	481	**334**	200	1,269	**602,00**	**618,00**
	NLG060 B 50 IR 01 NNN	30	1808	600	556	15,5	11,5	2.587	**758**	572	**398**	238	1,262	**628,00**	**644,00**
	NLG075 B 50 IR 01 NNN	30	1808	750	706	24,8	13,1	3.198	**937**	709	**494**	298	1,252	**652,00**	**669,00**

Electric heater for Dual Power

Mix. Funct. Watt	ON/OFF Electric Heater (1) Code	Price €
0	-	-
300	**ANRES300WDI50**	+ 138,00
300	**ANRES300WDI50**	+ 138,00
400	**ANRES400WDI50**	+ 141,00
300	**ANRES300WDI50**	+ 138,00
400	**ANRES400WDI50**	+ 141,00
400	**ANRES400WDI50**	+ 141,00
400	**ANRES400WDI50**	+ 141,00
400	**ANRES400WDI50**	+ 141,00
400	**ANRES400WDI50**	+ 141,00
700	**ANRES700WDI50**	+ 149,00
700	**ANRES700WDI50**	+ 149,00
400	**ANRES400WDI50**	+ 141,00
700	**ANRES700WDI50**	+ 149,00
700	**ANRES700WDI50**	+ 149,00
1000	**ANRES1000WDI50**	+ 161,00

(*) Thanks to the high performance of Irsap NOVO CHROME-PLATED radiators, the ideal Δt for low temperature projects is Δt at 30°C.
For Δt different from 50°C use the formula: $Q=Qn\ (\Delta t / 50)^{n}$
(1) To order a radiator in the mixed version put the code of the Standard version + the code of the corresponding electric heater
Example:. Mod. 1808 x 450: **NLG045 B 50 IR 01 NNN** (€ 584,00) + **ANRES400WDI50** (€ 141,00) = Tot. € 725,00

Key Codes

Width — Chrome-plated finish code

NO P 045 B	50	IR	01	NNN

Height — Packing code — Standard hydraulic code connection

Width — Chrome-plated finish code

NO P 045 B	50	IR	05	NNN

Height — Packing code — Code for 50 mm couplings

Decorative & Technical Accessories

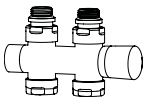

Kit Valves and Lockshield valve
Pag. 550

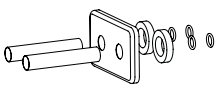

Pipe cover kit
Pag. 554

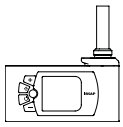

Electronic Control
Pag. 564

ARES CHROME-PLATED
height 1462 mm, lenght 530 mm. Chrome-plated finish (cod. 50).

ARES CHROME-PLATED
Chrome-plated finish (cod. 50).

Technical features:

- steel towel warmer radiator with horizontal elements featuring round tubes with a 23 mm diameter
- side manifolds with a 40x30 mm semioval section
- manifold threading and central connections (50 mm) 1/2" Gas right
- maximum working pressure 8 bar
- maximum working temperature 95°C

Price included:

- 3 chrome-plated infratube for wall fixing
- 1/2" chrome-plated air vent

Finishes available	Surcharge
Chrome-plated	-

Connections

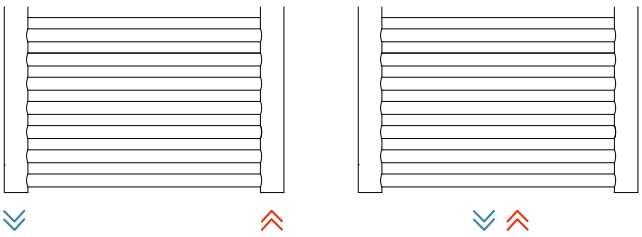

Laterals **50 mm**

For other types of connections see pag. 406

Connection dimensions with IRSAP valves

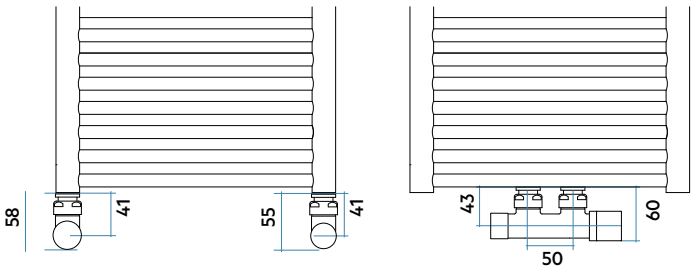

Chrome-plated

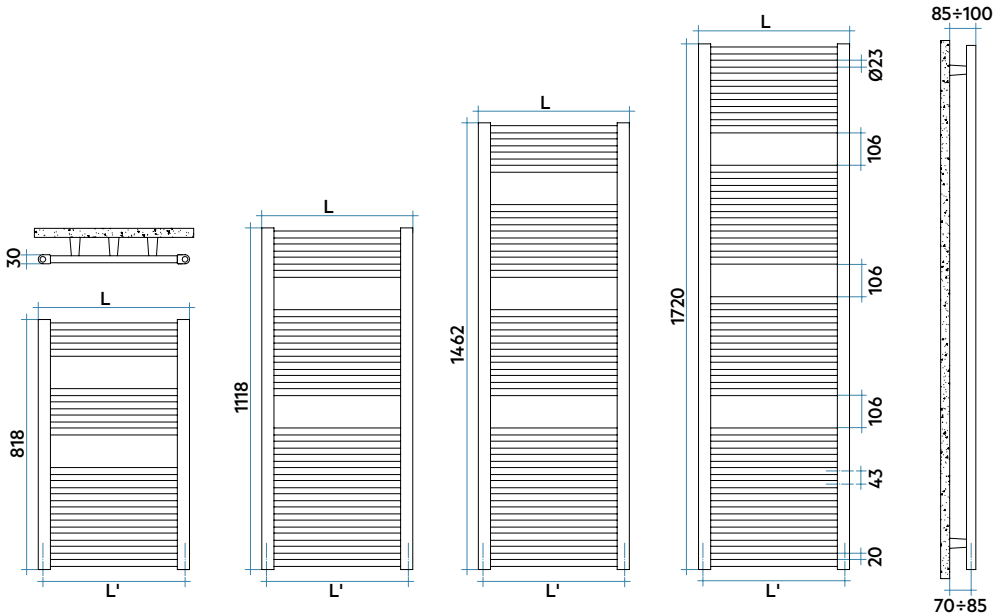

CE 05 EN442-1 EN 442 EURONORM

Model	Code	Depth mm	Height mm	Width mm	Conn. centre mm	Weight Kg	Cap. lt	Thermal Power Δt=50°C Btu/h	Δt=50°C **Watt**	Δt=40°C Watt	Δt=30°C **(*) Watt**	Δt=20°C Watt	Exp. n.	Price €	50 mm Price €	Mix. Funct. Watt	ON/OFF Electric Heater (1) Code	Price €
818 15 rails 2 espaces	**EIS038 B 50 IR 01 NNN**	30	818	380	350	4,2	3,1	652	**191**	144	**101**	61	1,254	223,00	234,00	0	-	-
	EIS043 B 50 IR 01 NNN	30	818	430	400	4,5	3,4	720	**211**	159	**110**	66	1,271	226,00	242,00	0	-	-
	EIS048 B 50 IR 01 NNN	30	818	480	450	4,9	3,7	788	**231**	174	**121**	72	1,267	231,00	248,00	0	-	-
	EIS053 B 50 IR 01 NNN	30	818	530	500	5,3	4,0	855	**251**	189	**131**	79	1,263	233,00	251,00	0	-	-
	EIS058 B 50 IR 01 NNN	30	818	580	550	5,7	4,2	924	**271**	204	**142**	85	1,260	235,00	252,00	300	**ANRES300WDI50**	+ 138,00
	EIS073 B 50 IR 01 NNN	30	818	730	700	8,8	4,8	1.128	**330**	250	**175**	105	1,249	290,00	306,00	300	**ANRES300WDI50**	+ 138,00
1118 22 rails 2 espaces	**EIM038 B 50 IR 01 NNN**	30	1118	380	350	5,9	4,5	947	**278**	210	**147**	88	1,250	265,00	284,00	300	**ANRES300WDI50**	+ 138,00
	EIM043 B 50 IR 01 NNN	30	1118	430	400	6,4	4,9	1.035	**303**	229	**159**	96	1,260	275,00	290,00	300	**ANRES300WDI50**	+ 138,00
	EIM048 B 50 IR 01 NNN	30	1118	480	450	7,0	5,2	1.140	**334**	252	**176**	106	1,257	283,00	298,00	300	**ANRES300WDI50**	+ 138,00
	EIM053 B 50 IR 01 NNN	30	1118	530	500	7,5	5,6	1.245	**365**	276	**192**	115	1,255	289,00	304,00	400	**ANRES400WDI50**	+ 141,00
	EIM058 B 50 IR 01 NNN	30	1118	580	550	8,1	6,0	1.350	**396**	299	**209**	125	1,253	297,00	313,00	400	**ANRES400WDI50**	+ 141,00
	EIM073 B 50 IR 01 NNN	30	1118	730	700	12,6	6,8	1.664	**488**	369	**258**	156	1,247	366,00	383,00	400	**ANRES400WDI50**	+ 141,00
1462 28 rails 3 espaces	**EIL038 B 50 IR 01 NNN**	30	1462	380	350	7,6	5,8	1.216	**356**	270	**188**	113	1,251	310,00	328,00	400	**ANRES400WDI50**	+ 141,00
	EIL043 B 50 IR 01 NNN	30	1462	430	400	8,3	6,2	1.318	**386**	293	**205**	124	1,244	318,00	335,00	400	**ANRES400WDI50**	+ 141,00
	EIL048 B 50 IR 01 NNN	30	1462	480	450	8,9	6,8	1.454	**426**	323	**226**	136	1,246	326,00	342,00	400	**ANRES400WDI50**	+ 141,00
	EIL053 B 50 IR 01 NNN	30	1462	530	500	9,6	7,2	1.590	**466**	353	**246**	149	1,247	334,00	352,00	400	**ANRES400WDI50**	+ 141,00
	EIL058 B 50 IR 01 NNN	30	1462	580	550	10,3	7,7	1.726	**506**	383	**267**	161	1,249	343,00	359,00	400	**ANRES400WDI50**	+ 141,00
	EIL073 B 50 IR 01 NNN	30	1462	730	700	16,1	8,7	2.133	**625**	473	**330**	198	1,253	412,00	429,00	700	**ANRES700WDI50**	+ 149,00
1720 34 rails 3 espaces	**EIG038 B 50 IR 01 NNN**	30	1720	380	350	9,1	6,9	1.478	**433**	328	**229**	138	1,248	363,00	379,00	400	**ANRES400WDI50**	+ 141,00
	EIG043 B 50 IR 01 NNN	30	1720	430	400	9,9	7,5	1.603	**470**	355	**248**	149	1,251	370,00	387,00	400	**ANRES400WDI50**	+ 141,00
	EIG048 B 50 IR 01 NNN	30	1720	480	450	10,7	8,1	1.770	**519**	392	**274**	165	1,250	377,00	394,00	400	**ANRES400WDI50**	+ 141,00
	EIG053 B 50 IR 01 NNN	30	1720	530	500	11,6	8,7	1.937	**568**	430	**300**	181	1,250	385,00	404,00	400	**ANRES400WDI50**	+ 141,00
	EIG058 B 50 IR 01 NNN	30	1720	580	550	12,4	9,3	2.104	**617**	467	**326**	196	1,249	394,00	409,00	700	**ANRES700WDI50**	+ 149,00
	EIG073 B 50 IR 01 NNN	30	1720	730	700	19,4	10,5	2.606	**764**	578	**404**	244	1,247	467,00	483,00	700	**ANRES700WDI50**	+ 149,00

Electric heater for Dual Power

(*) Thanks to the high performance of Irsap ARES CHROME-PLATED radiators, the ideal Δt for low temperature projects is Δt at 30°C.
For Δt different from 50°C use the formula: $Q=Qn\ (\Delta t / 50)^n$
(1) To order a radiator in the mixed version put the code of the Standard version + the code of the corresponding electric heater
Example:. Mod. 1118 x 480: **EIM048 B 50 IR 01 NNN** (€ 283,00) + **ANRES300WDI50** (€ 138,00) = Tot. € 421,00

Key Codes

Width — Chrome-plated finish code

EI S 038 B | 50 | IR | 01 | NNN

Height — Packing code — Standard hydraulic code connection

Width — Chrome-plated finish code

EI S 038 B | 50 | IR | 05 | NNN

Height — Packing code — Code for 50 mm couplings

Decorative & Technical Accessories

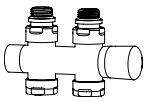

Kit Valves and Lockshield valve
Pag. 550

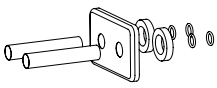

Pipe cover kit
Pag. 554

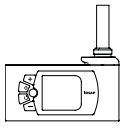

Electronic Control
Pag. 564

VENUS CHROME-PLATED
height 1720 mm, lenght 595 mm. Chrome-plated finish (cod. 50).

VENUS CHROME-PLATED
Chrome-plated finish (cod. 50).

Technical features:

- steel towel warmer radiator with horizontal elements featuring round tubes with a 23 mm diameter
- side manifolds with a 40x30 mm semioval section
- manifold threading and central connections (50 mm) 1/2" Gas right
- maximum working pressure 8 bar
- maximum working temperature 95°C

Price included:

- 4 chrome-plated infratube for wall fixing
- 1/2" chrome-plated air vent

Finishes available	Surcharge
Chrome-plated	-

Connections

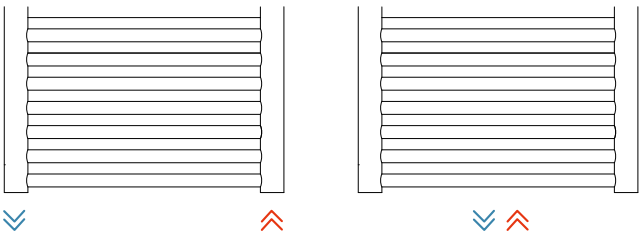

Laterals **50 mm**

For other types of connections see pag. 406

Connection dimensions with IRSAP valves

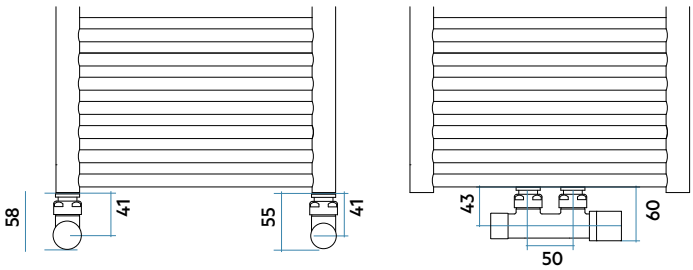

VENUS

Chrome-plated

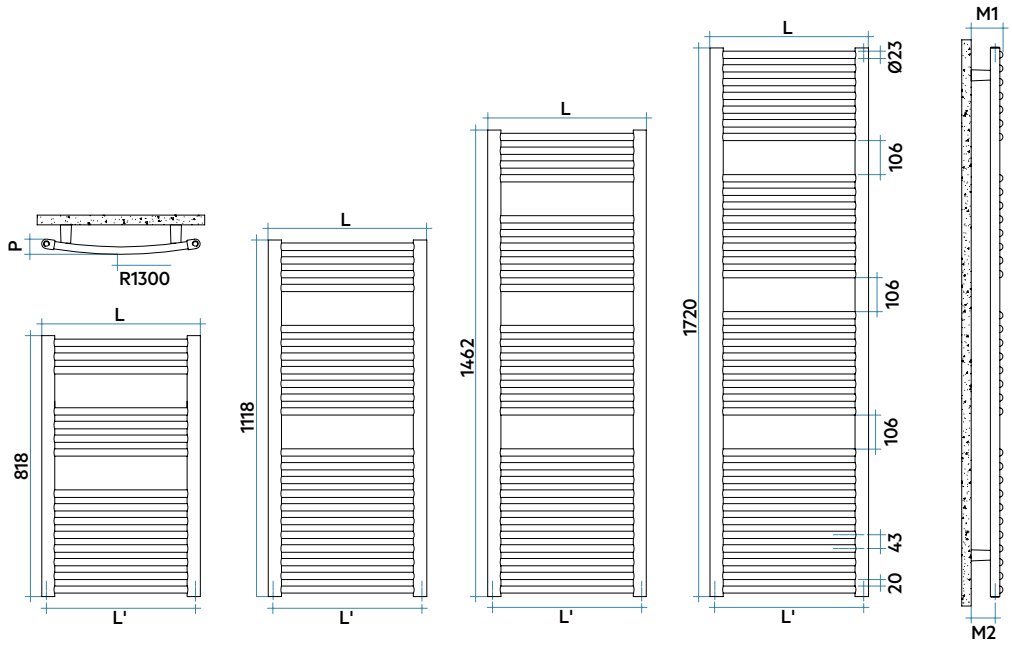

L mm	P mm	M1 mm	M2 mm
497	48	92÷107	60÷75
595	57	97÷112	54÷69
740	76	102÷117	42÷54

CE 05 EN442-1 — EN 442 EURONORM

Model	Code	Depth mm	Height mm	Width mm	Conn. centre mm	Weight Kg	Cap. lt	Thermal Power Δt=50°C Btu/h	Δt=50°C **Watt**	Δt=40°C Watt	Δt=30°C **(*) Watt**	Δt=20°C Watt	Exp. n.	Price €	50 mm Price €	Mix. Funct. Watt	ON/OFF Electric Heater (1) Code	Price €
818 15 rails 2 espaces	**MIS045 B 50 IR 01 NNN**	43	818	448	418	4,7	3,5	746	**219**	165	**114**	68	1,269	245,00	261,00	0	-	-
	MIS050 B 50 IR 01 NNN	48	818	497	467	5,0	3,8	815	**239**	180	**125**	75	1,266	253,00	269,00	0	-	-
	MIS060 B 50 IR 01 NNN	57	818	595	565	5,8	4,3	951	**279**	210	**147**	88	1,258	257,00	271,00	300	**ANRES300WDI50**	+ 138,00
	MIS075 B 50 IR 01 NNN	76	818	740	710	8,9	4,8	1.155	**338**	256	**179**	108	1,247	314,00	330,00	300	**ANRES300WDI50**	+ 138,00
1118 22 rails 2 espaces	**MIM045 B 50 IR 01 NNN**	43	1118	448	418	6,6	5,0	1.077	**316**	238	**166**	100	1,259	296,00	312,00	300	**ANRES300WDI50**	+ 138,00
	MIM050 B 50 IR 01 NNN	48	1118	497	467	7,2	5,4	1.182	**346**	262	**182**	110	1,257	307,00	324,00	400	**ANRES400WDI50**	+ 141,00
	MIM060 B 50 IR 01 NNN	57	1118	595	565	8,2	6,1	1.392	**408**	308	**215**	129	1,253	326,00	341,00	400	**ANRES400WDI50**	+ 141,00
	MIM075 B 50 IR 01 NNN	76	1118	740	710	12,8	6,9	1.706	**500**	379	**265**	160	1,246	395,00	411,00	400	**ANRES400WDI50**	+ 141,00
1462 28 rails 3 espaces	**MIL045 B 50 IR 01 NNN**	43	1462	448	418	8,5	6,4	1.373	**402**	305	**213**	129	1,245	343,00	360,00	400	**ANRES400WDI50**	+ 141,00
	MIL050 B 50 IR 01 NNN	48	1462	497	467	9,2	6,9	1.508	**442**	335	**234**	141	1,247	355,00	372,00	400	**ANRES400WDI50**	+ 141,00
	MIL060 B 50 IR 01 NNN	57	1462	595	565	10,5	7,9	1.780	**522**	395	**276**	166	1,249	374,00	390,00	400	**ANRES400WDI50**	+ 141,00
	MIL075 B 50 IR 01 NNN	76	1462	740	710	16,3	8,8	2.187	**641**	485	**338**	203	1,254	446,00	463,00	700	**ANRES700WDI50**	+ 149,00
1720 34 rails 3 espaces	**MIG045 B 50 IR 01 NNN**	43	1720	448	418	10,2	7,7	1.670	**489**	370	**258**	156	1,251	391,00	406,00	400	**ANRES400WDI50**	+ 141,00
	MIG050 B 50 IR 01 NNN	48	1720	497	467	11,0	8,3	1.837	**538**	407	**284**	171	1,250	401,00	416,00	400	**ANRES400WDI50**	+ 141,00
	MIG060 B 50 IR 01 NNN	57	1720	595	565	12,6	9,5	2.171	**636**	482	**336**	203	1,249	411,00	428,00	700	**ANRES700WDI50**	+ 149,00
	MIG075 B 50 IR 01 NNN	76	1720	740	710	19,7	10,6	2.673	**783**	593	**414**	250	1,246	429,00	446,00	700	**ANRES700WDI50**	+ 149,00

Electric heater for Dual Power

(*) Thanks to the high performance of Irsap VENUS CHROME-PLATED radiators, the ideal Δt for low temperature projects is Δt at 30°C.
For Δt different from 50°C use the formula: $Q=Qn\ (\Delta t / 50)^n$
(1) To order a radiator in the mixed version put the code of the Standard version + the code of the corresponding electric heater
Example:. Mod. 1720 x 497: **MIG050 B 50 IR 01 NNN** (€ 401,00) + **ANRES400WDI50** (€ 141,00) = Tot. € 542,00

Key Codes

Width — Chrome-plated finish code

MI S 045 B | 50 | IR | 01 | NNN

Height — Packing code — Standard hydraulic code connection

Width — Chrome-plated finish code

MI S 045 B | 50 | IR | 05 | NNN

Height — Packing code — Code for 50 mm couplings

Decorative & Technical Accessories

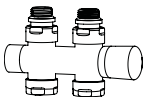

Kit Valves and Lockshield valve
Pag. 550

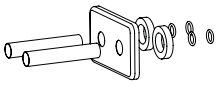

Pipe cover kit
Pag. 554

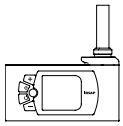

Electronic Control
Pag. 564

STAINLESS STEEL RADIATORS & TOWEL DRYERS

Essential or sophisticated, just a towel dryer or a real bathroom radiator, metal finish or painted...
No matter what, the suitable model for your bathroom is here!
Also tested for domestic hot water systems (DHW).

BELLA	P.	398
BLUES	P.	386
MINUETTE	P.	402
STILÉ	P.	394
TOLÉ	P.	390
HYDRAULIC CONNECTIONS	P.	406



BLUES
Chrome-plated finish (cod. 50).

BLUES
height 1400 mm, lenght 500 mm. Chrome-plated finish (cod. 50).

Technical features:

- stainless steel towel warmer radiator with 15x30 mm rectangular tube horizontal elements
- side manifolds with 30x30 mm square section
- threading at the ends of the lower manifolds, 1/2" Gas right
- maximum working pressure 4 bar
- maximum working temperature 95°C

Price included:

- 4 wall fixings
- 2 air vents of 1/2"

Finishes available	Surcharge
Satin Stainless Steel (cod. AS)	-
Mirror (cod. IS)	-

Recommended, optional, angled or 50 mm valves, see page 553.

Connections

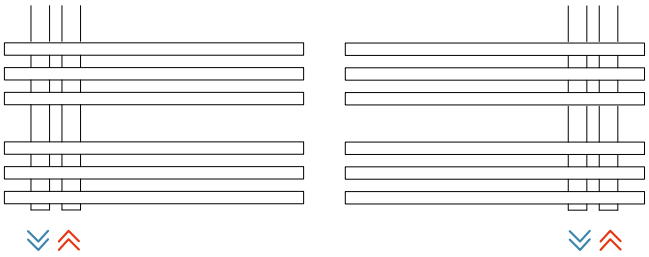

Connection dimensions with IRSAP valves

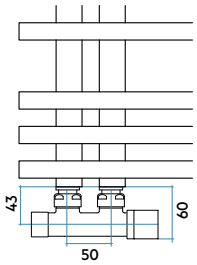

Details of the Blues radiator in the finishes Mirror (code IS) - fig. 1 and Satin Stainless Steel (code AS) - fig. 2.

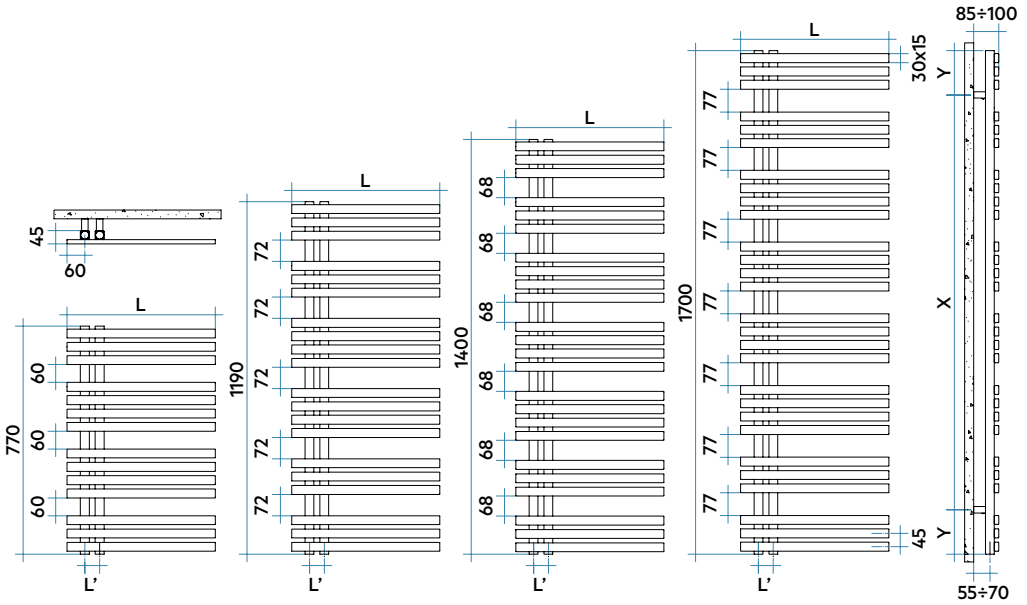

H mm	X mm	Y mm	L mm
770	470	150	500
1190	890		
1400	1100		
1700	1400		

CE 19 EN442-1

EN 442 EURONORM

Model	Code	Depth	Height	Width	Conn. C.	Weight	Cap.	Thermal Power Δt=50°C		Δt=40°C	Δt=30°C	Δt=20°C	Exp.	Price Cod. AS
		P mm	H mm	L mm	L' mm	Kg	lt	Btu/h	**Watt**	Watt	**Watt (*)**	Watt	n.	€
770 14 rails 3 espaces	**BLS050 B AS IR 01 NNN01**	83	770	500	50	6,2	3,6	764	**224**	168	**116**	69	1,290	**655,00**
1190 20 rails 5 espaces	**BLM050 B AS IR 01 NNN01**	83	1190	500	50	8,9	5,3	1.118	**328**	245	**168**	99	1,310	**929,00**
1400 24 rails 6 espaces	**BLL050 B AS IR 01 NNN01**	83	1400	500	50	10,6	6,4	1.326	**389**	288	**196**	114	1,340	**1.092,00**
1700 28 rails 7 espaces	**BLE050 B AS IR 01 NNN01**	83	1700	500	50	12,4	7,6	1.569	**460**	340	**231**	134	1,350	**1.310,00**

Model	Code	Depth	Height	Width	Conn. C.	Weight	Cap.	Thermal Power Δt=50°C		Δt=40°C	Δt=30°C	Δt=20°C	Exp.	Price Cod. IS
		P mm	H mm	L mm	L' mm	Kg	lt	Btu/h	**Watt**	Watt	**Watt (*)**	Watt	n.	€
770 14 rails 3 espaces	**BLS050 B IS IR 01 NNN01**	83	770	500	50	6,2	3,6	764	**224**	168	**116**	69	1,290	**929,00**
1190 20 rails 5 espaces	**BLM050 B IS IR 01 NNN01**	83	1190	500	50	8,9	5,3	1.118	**328**	245	**168**	99	1,310	**1.256,00**
1400 24 rails 6 espaces	**BLL050 B IS IR 01 NNN01**	83	1400	500	50	10,6	6,4	1.326	**389**	288	**196**	114	1,340	**1.474,00**
1700 28 rails 7 espaces	**BLE050 B IS IR 01 NNN01**	83	1700	500	50	12,4	7,6	1.569	**460**	340	**231**	134	1,350	**1.693,00**

AS = Satin Stainless Steel finish code; **IS** = Mirror finish code

(*) Thanks to the high performance of Irsap BLUES radiators, the ideal Δt for low temperature projects is Δt at 30°C.

For Δt different from 50°C use the formula: $Q=Qn\ (\Delta t / 50)^n$

Key Codes

Width — Satin Stainless Steel finish code; use code. **IS** for Mirror finish

BL S 050 B | AS | IR | 01 | NNN

Height — Packing code — Standard hydraulic code connection

STAINLESS STEEL RADIATORS

TOLÉ CHROME-PLATED
Chrome-plated finish (cod. 50).

TOLÉ CHROME-PLATED
height 1902 mm, lenght 581 mm. Chrome-plated finish (cod. 50).

Technical features:

- aluminum towel radiator with horizontal tube elements of 22x22 mm square section
- square section side manifolds 25x25 mm
- 1/2" Gas right threading
- maximum working pressure 4 bar
- maximum working temperature 95°C

Price included:

- angle pattern valve and lockshield valve assembly complete withcopper fitting (diameters: 12, 14, 15 mm)
- kit of pipe covers (suitable for pipes up to 16 mm thick)
- 4 wall fixing brackets
- air vent chrome-plated

Finishes available	Surcharge
Chrome-plated (cod. 50)	-
Black Chrome (cod. 2E)	-

Standard Connections

Laterals

Connection dimensions with IRSAP valves

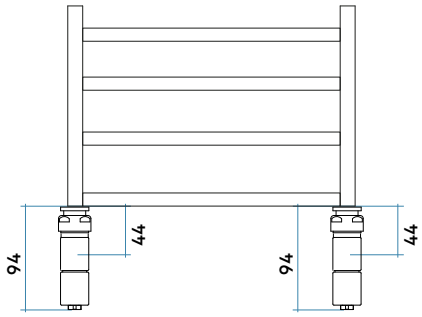

Valve and lockshield in chrome-plated aluminium provided for Tolé radiators.

Chrome-plated

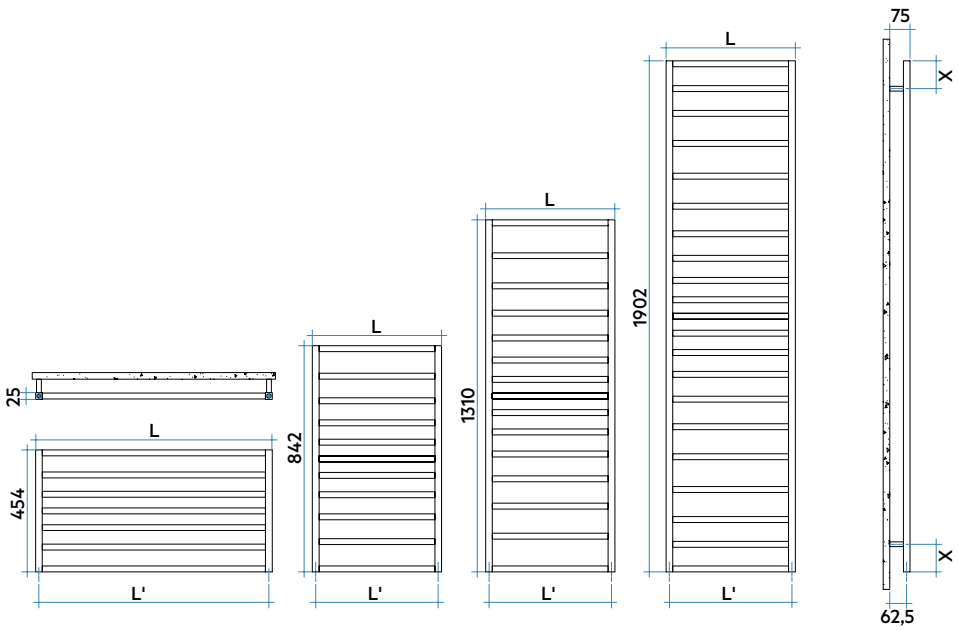

H mm	X mm
454	93
842	113
1310	133
1902	103

X mm	L mm	L' mm
842/1310/1902	481	456
454/842/1310/1902	525	500
842/1310/1902	581	556
454	881	856

CE 05 EN442-1 EN 442 EURONORM

Model	Code	Depth	Height	Width	Conn. centre	Weight	Cap.	Thermal Power Δt=50°C		Δt=40°C	Δt=30°C	Δt=20°C	Exp.	Price Chrome-plated	Black Chrome
		mm	mm	L mm	L' mm	Kg	lt	Btu/h	**Watt**	Watt	**Watt (*)**	Watt	n.	€	€
454 7 rails	**TCS052 B XX IR 01 NNN**	47,4	454	525	500	3,0	1,2	513	**150**	114	**79**	48	1,250	**669,00**	**887,00**
	TCS088 B XX IR 01 NNN	47,4	454	881	856	4,4	1,9	811	**238**	181	**128**	78	1,220	**847,00**	**1.124,00**
842 11 rails	**TCP048 B XX IR 01 NNN**	47,4	842	481	456	4,7	1,8	788	**231**	175	**122**	73	1,250	**845,00**	**1.121,00**
	TCP052 B XX IR 01 NNN	47,4	842	525	500	5,0	1,9	847	**248**	188	**131**	79	1,250	**859,00**	**1.137,00**
	TCP058 B XX IR 01 NNN	47,4	842	581	556	5,3	2,1	932	**273**	207	**145**	88	1,240	**871,00**	**1.154,00**
1310 15 rails	**TCM048 B XX IR 01 NNN**	47,4	1310	481	456	6,7	2,5	1.174	**344**	261	**183**	111	1,240	**1.040,00**	**1.377,00**
	TCM052 B XX IR 01 NNN	47,4	1310	525	500	7,1	2,7	1.257	**368**	280	**196**	119	1,240	**1.053,00**	**1.395,00**
	TCM058 B XX IR 01 NNN	47,4	1310	581	556	7,5	2,9	1.352	**396**	301	**211**	128	1,230	**1.065,00**	**1.413,00**
1902 21 rails	**TCG048 B XX IR 01 NNN**	47,4	1902	481	456	9,5	3,5	1.708	**501**	379	**265**	159	1,250	**1.425,00**	**1.890,00**
	TCG052 B XX IR 01 NNN	47,4	1902	525	500	10,0	3,8	1.828	**536**	405	**283**	171	1,250	**1.445,00**	**1.914,00**
	TCG058 B XX IR 01 NNN	47,4	1902	581	556	10,7	4,1	1.973	**578**	438	**306**	184	1,250	**1.462,00**	**1.939,00**

(*) Thanks to the high performance of Irsap TOLÉ radiators, the ideal Δt for low temperature projects is Δt at 30°C.
For Δt different from 50°C use the formula: $Q=Qn\ (\Delta t / 50)^n$

Key Codes

Width — Chrome-plated finish code (cod. 50) or Black Chrome finish code (cod. 2E)

TC S 052 B | XX | IR | 01 | NNN

Height — Packing code — Standard hydraulic code connection

STAINLESS STEEL RADIATORS

STILÉ
Satin Stainless Steel finish (cod. AS).

STILÉ
height 1292 mm, lenght 581 mm. Satin Stainless Steel finish (cod. AS).

Technical features:

- towel warmer radiator made of polished stainless steel
- horizontal elements featuring with 25 mm diameter
- side manifolds with a 25 mm diameter
- 1/2" Gas right threading
- maximum working pressure 4 bar
- maximum working temperature 95°C

Stilé radiator, thanks to its constructive features, it can be connected to either the domestic hot water system

Price included:

- angle pattern valve and lockshield valve assembly complete with copper fitting (diameters: 12, 14, 15 mm)
- kit of pipe covers (suitable for pipes up to 16 mm thick)
- 3 chela wall brackets
- 1/2" air vent

Finishes available	Surcharge
Satin Stainless Sttel (cod. AS)	-

Standard Connections



Laterals

Connection dimensions with IRSAP valves

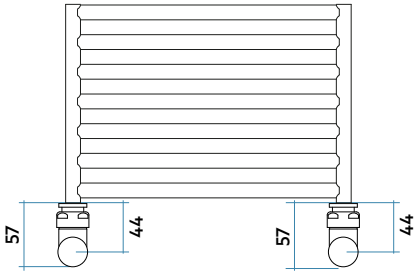

Valve and lockshield in stainless steel provided for Stilé radiators.

Satin

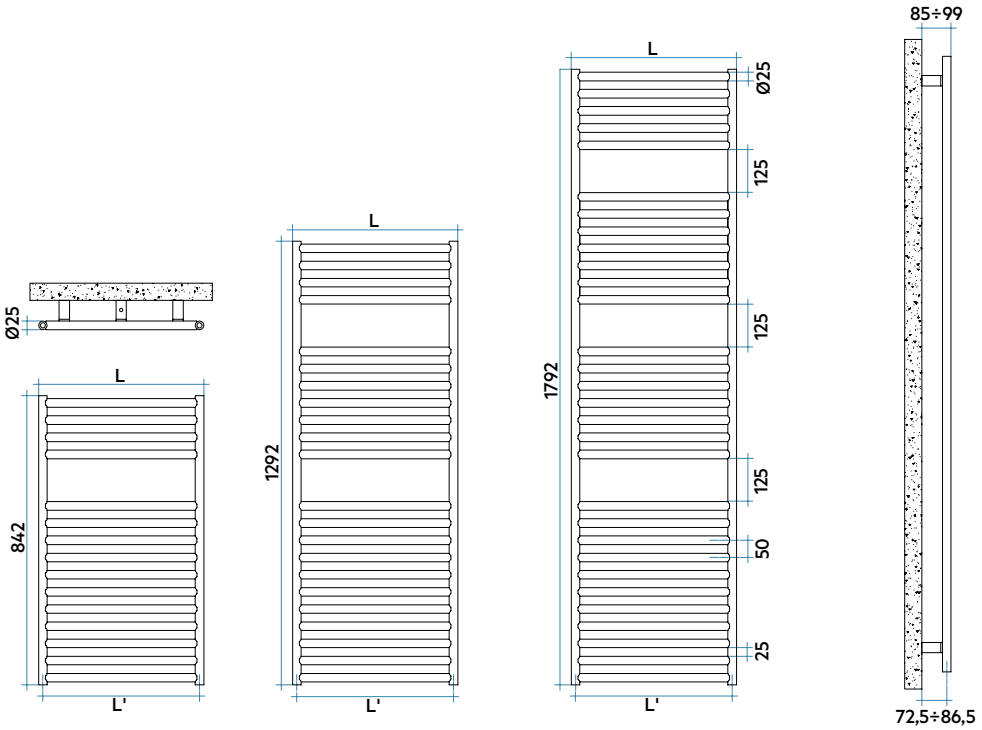

L mm	L' mm
481	456
581	556

CE 05 EN442-1 — EN 442 EURONORM

Model	Code	Depth mm	Height mm	Width mm	Conn. centre mm	Weight Kg	Cap. lt	Thermal Power Δt=50°C Btu/h	Δt=50°C **Watt**	Δt=40°C Watt	Δt=30°C **(*) Watt**	Δt=20°C Watt	Exp. n.	**Price €**
842 15 rails 1 espace	**SLP048 B AS IR 01 NNN**	25	842	481	456	8,7	2,9	810	**237**	179	**124**	74	1,270	**765,00**
	SLP058 B AS IR 01 NNN	25	842	581	556	9,6	3,5	953	**279**	211	**147**	89	1,252	**795,00**
1292 22 rails 2 espaces	**SLM048 B AS IR 01 NNN**	25	1292	481	456	13,0	4,3	1.233	**361**	274	**192**	117	1,234	**997,00**
	SLM058 B AS IR 01 NNN	25	1292	581	556	14,3	5,2	1.448	**424**	321	**225**	136	1,243	**1.042,00**
1792 30 rails 3 espaces	**SLG048 B AS IR 01 NNN**	25	1792	481	456	17,8	5,9	1.732	**507**	381	**264**	157	1,276	**1.502,00**
	SLG058 B AS IR 01 NNN	25	1792	581	556	19,6	7,1	2.039	**597**	449	**311**	186	1,274	**1.555,00**

Electric heater for Dual Power

Mix. Funct. Watt	**ON/OFF Electric Heater (1) Code**	**Price €**
0	-	-
300	**ANRES300WDI50**	**+ 138,00**
400	**ANRES400WDI50**	**+ 141,00**
400	**ANRES400WDI50**	**+ 141,00**
400	**ANRES400WDI50**	**+ 141,00**
700	**ANRES700WDI50**	**+ 149,00**

(*) Thanks to the high performance of Irsap STILÉ radiators, the ideal Δt for low temperature projects is Δt at 30°C.
For Δt different from 50°C use the formula: Q=Qn (Δt / 50)^{n}
(1) To order a radiator in the mixed version put the code of the Standard version + the code of the corresponding electric heater
Example:. Mod. 1292 x 481: **SLM048 B AS IR 01 NNN** (€ 997,00) + **ANRES400WDI50** (€ 141,00) = Tot. € 1.138,00

Key Codes

Width — Satin Stainless Steel finish code

SL P 048 B | AS | IR | 01 | NNN

Height — Packing code — Standard hydraulic code connection

Decorative & Technical Accessories

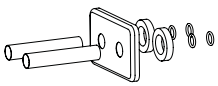

Pipe cover kit
Pag. 554

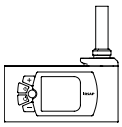

Electronic Control
Pag. 564

BELLA
Chrome-plated finish (cod. 50).

BELLA
6 elements, height 948 mm, lenght 532 mm. Satin Stainless Steel finish (cod. AS).

Technical features:
- stainless steel towel radiator
- tubes 25 mm diameter
- manifolds 25 mm diameter
- 1/2" Gas right threading
- maximum working pressure 15 bar
- maximum working temperature 95°C

Price included:
- 2 pcs Elbow-type design valve fitting 1/2" connection thread on the radiator's manifold
- 2 pcs 15 mm copper tube connection kit
- 2 pcs 1/2" M eccentric tube, to suit the 15 mm valve copper connection, complete with wall cover to hide the pipe fittings
- 2 pcs wall bracket matching radiator's colour/finishing
- 1 pcs air vent valve
- 1 pcs blind plug

Finishes available	Surcharge
Standard White Stainless Steel (cod. 01)	-
Chrome-plated (cod. 50)	-
Brushed Copper (cod. 5F)	-
Satin Nickel (cod. 6E)	-

Standard Connections



Laterals

Connection dimensions with IRSAP valves

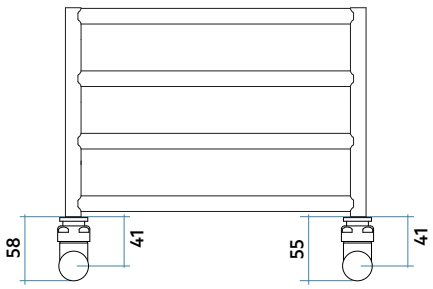

Available finishes:
Tube Chrome-plated finish (cod. 50);
Ring Chrome-plated finish.

Available finishes:
Tube Standard White finish (cod. 01);
Ring Chrome-plated finish.

Finishes only for Bella

Standard White Ⓖ
Cod. 01
FINISHES

Chrome-plated Ⓖ
Cod. 50
FINISHES



Brushed Copper Ⓖ
Cod. 5F
FINISHES

Satin Nickel Ⓖ
Cod. 6E
FINISHES

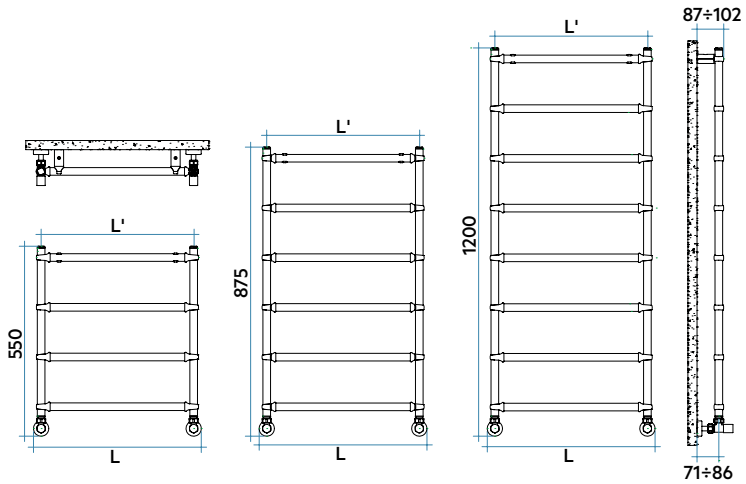

CE 21
EN442-1

EN 442 EURONORM

Chrome-plated - Chrome-plated / Brushed Copper - Brushed Copper / Satin Nickel - Satin Nickel

Model	Code	Depth	Height	Width	Con. Centre	Weight	Cap.	Thermal Power Δt=50°C		Δt=40°C	Δt=30°C	Δt=20°C	Exp.	Price
		P mm	H mm	L mm	L' mm	Kg	lt	Btu/h	**Watt**	Watt	**(*) Watt**	Watt	n.	€
623 4 rails	**BES043 B XX IR 01 NNN**	32	550	432	400	3,2	0,9	396	**116**	87	**60**	36	1,280	**375,00**
	BES053 B XX IR 01 NNN	32	550	532	500	3,4	1,1	450	**132**	99	**69**	41	1,270	**385,00**
	BES063 B XX IR 01 NNN	32	550	632	600	3,6	1,2	488	**143**	108	**75**	45	1,261	**413,00**
948 6 rails	**BEP043 B XX IR 01 NNN**	32	875	432	400	4,9	1,4	536	**157**	119	**84**	51	1,230	**641,00**
	BEP053 B XX IR 01 NNN	32	875	532	500	5,2	1,6	607	**178**	135	**95**	57	1,234	**650,00**
	BEP063 B XX IR 01 NNN	32	875	632	600	5,6	1,9	655	**192**	146	**102**	62	1,238	**679,00**
1273 8 rails	**BEM043 B XX IR 01 NNN**	32	1200	432	400	6,6	1,9	676	**198**	149	**103**	61	1,277	**828,00**
	BEM053 B XX IR 01 NNN	32	1200	532	500	7,1	2,2	764	**224**	169	**117**	70	1,276	**837,00**
	BEM063 B XX IR 01 NNN	32	1200	632	600	7,6	2,5	826	**242**	182	**126**	75	1,275	**867,00**

White / Chrome-plated

Model	Code	Depth	Height	Width	Con. Centre	Weight	Cap.	Thermal Power Δt=50°C		Δt=40°C	Δt=30°C	Δt=20°C	Exp.	Price
		P mm	H mm	L mm	L' mm	Kg	lt	Btu/h	**Watt**	Watt	**(*) Watt**	Watt	n.	€
623 4 rails	**BES043 B XX IR 01 NNN**	32	550	432	400	3,2	0,9	515	**151**	113	**78**	47	1,280	**375,00**
	BES053 B XX IR 01 NNN	32	550	532	500	3,4	1,1	585	**172**	129	**90**	54	1,270	**385,00**
	BES063 B XX IR 01 NNN	32	550	632	600	3,6	1,2	634	**186**	140	**98**	59	1,261	**413,00**
948 6 rails	**BEP043 B XX IR 01 NNN**	32	875	432	400	4,9	1,4	696	**204**	155	**109**	66	1,230	**641,00**
	BEP053 B XX IR 01 NNN	32	875	532	500	5,2	1,6	790	**231**	176	**123**	75	1,234	**650,00**
	BEP063 B XX IR 01 NNN	32	875	632	600	5,6	1,9	852	**250**	189	**133**	80	1,238	**679,00**
1273 8 rails	**BEM043 B XX IR 01 NNN**	32	1200	432	400	6,6	1,9	878	**257**	194	**134**	80	1,277	**828,00**
	BEM053 B XX IR 01 NNN	32	1200	532	500	7,1	2,2	994	**291**	219	**152**	90	1,276	**837,00**
	BEM063 B XX IR 01 NNN	32	1200	632	600	7,6	2,5	1073	**315**	237	**164**	98	1,275	**867,00**

(*) Thanks to the high performance of Irsap BELLA radiators, the ideal Δt for low temperature projects is Δt at 30°C.
For Δt different from 50°C use the formula: $Q=Qn\ (\Delta t / 50)^n$

Key Codes

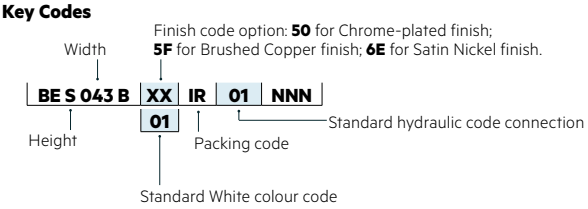

Detail of the standard series valve in chrome-plated version supplied with Bella radiators.

MINUETTE
height 596 mm, lenght 540 mm. Gold finish (cod. 52).



MINUETTE
Gold finish (cod. 52).

Technical features:

- stainless brass towel warmer
- horizontal tubes 30 mm diameter
- side manifolds 30 mm diameter
- 1/2" Gas right threading
- maximum working pressure 10 bar
- maximum working temperature 95°C

Price included:

- 2 pcs Elbow-type design valve fitting 1/2" connection thread on theradiator's manifold;
- 2 pcs 15 mm copper tube connection kit;
- 2 pcs 1/2" M eccentric tube, to suit the 15 mm valve copper connection,complete with wall cover to hide the pipe fittings;
- 2 pcs wall bracket matching radiator's colour/finishing
- 1 pcs air-vent valve
- 1 pcs blind plug

Finishes available	Surcharge
Chrome-plated (cod. 50)	-
Gold (cod. 52)	-
Brushed Copper (cod. 5F)	-
Satin Nickel (cod. 6E)	-
Brushed Bronze (cod. 54)	-

Standard Connections

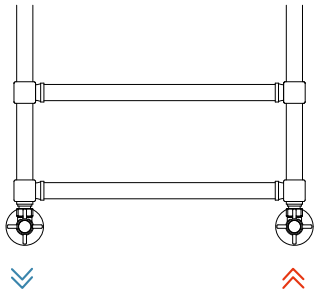

Laterals

Connection dimensions with IRSAP valves

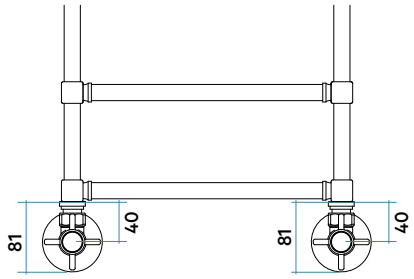

Hydraulic connection diagram

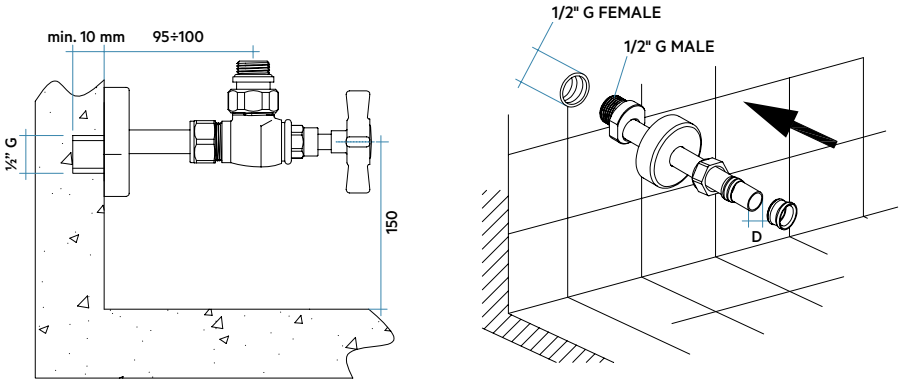

Finishes only for Minuette



Brushed Bronze Ⓖ
Cod. 54
FINISHES



Brushed Copper Ⓖ
Cod. 5F
FINISHES



Gold Ⓖ
Cod. 52
FINISHES

Satin Nickel Ⓖ
Cod. 6E
FINISHES

Chrome-plated Ⓖ
Cod. 50
FINISHES

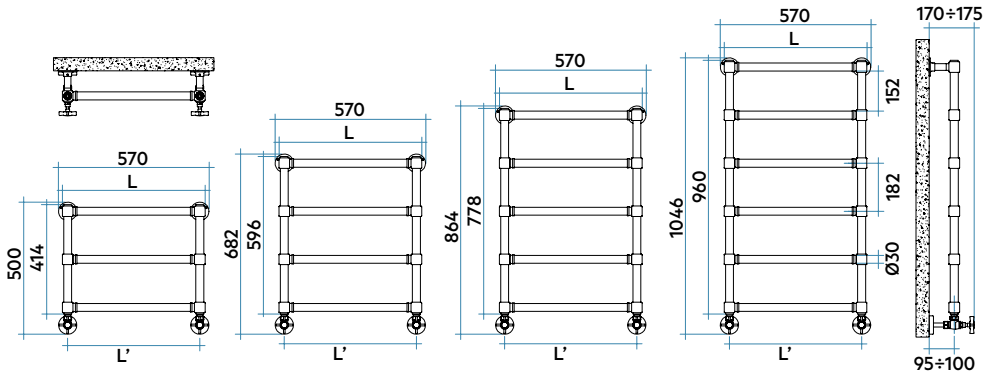

CE 21
EN442-1

EN 442 EURONORM

Chrome-plated

Model	Code	Depth	Height	Width	Conn. C.	Weight	Cap.	Thermal Power Δt=50°C		Δt=40°C	Δt=30°C	Δt=20°C	Exp.	Price
		P mm	H mm	L mm	L' mm	Kg	lt	Btu/h	**Watt**	Watt	**Watt (*)**	Watt	n.	€
414 - 3 rails - 2 espaces	**MGU054 B 50 IR 01 NNN**	60	414	540	500	5,8	1,2	394	**116**	88	**62**	38	1,203	**789,00**
596 - 4 rails - 3 espaces	**MGS054 B 50 IR 01 NNN**	60	596	540	500	7,8	1,7	526	**154**	118	**83**	51	1,203	**1.063,00**
778 - 5 rails - 4 espaces	**MGP054 B 50 IR 01 NNN**	60	778	540	500	9,7	2,1	657	**192**	146	**102**	61	1,252	**1.341,00**
960 - 6 rails - 5 espaces	**MGM054 B 50 IR 01 NNN**	60	960	540	500	11,7	2,6	790	**232**	175	**121**	73	1,263	**1.689,00**

Gold / Brushed Copper / Satin Nickel

Model	Code	Depth	Height	Width	Conn. C.	Weight	Cap.	Thermal Power Δt=50°C		Δt=40°C	Δt=30°C	Δt=20°C	Exp.	Price
		P mm	H mm	L mm	L' mm	Kg	lt	Btu/h	**Watt**	Watt	**Watt (*)**	Watt	n.	€
414 - 3 rails - 2 espaces	**MGU054 B XX IR 01 NNN**	60	414	540	500	5,8	1,2	394	**116**	88	**62**	38	1,203	**1.182,00**
596 - 4 rails - 3 espaces	**MGS054 B XX IR 01 NNN**	60	596	540	500	7,8	1,7	526	**154**	118	**83**	51	1,203	**1.596,00**
778 - 5 rails - 4 espaces	**MGP054 B XX IR 01 NNN**	60	778	540	500	9,7	2,1	657	**192**	146	**102**	61	1,252	**2.011,00**
960 - 6 rails - 5 espaces	**MGM054 B XX IR 01 NNN**	60	960	540	500	11,7	2,6	790	**232**	175	**121**	73	1,263	**2.533,00**

Brushed Bronze

Model	Code	Depth	Height	Width	Conn. C.	Weight	Cap.	Thermal Power Δt=50°C		Δt=40°C	Δt=30°C	Δt=20°C	Exp.	Price
		P mm	H mm	L mm	L' mm	Kg	lt	Btu/h	**Watt**	Watt	**Watt (*)**	Watt	n.	€
414 - 3 rails - 2 espaces	**MGU054 B 54 IR 01 NNN**	60	414	540	500	5,8	1,2	453	**133**	102	**72**	44	1,203	**1.117,00**
596 - 4 rails - 3 espaces	**MGS054 B 54 IR 01 NNN**	60	596	540	500	7,8	1,7	605	**177**	135	**96**	59	1,203	**1.506,00**
778 - 5 rails - 4 espaces	**MGP054 B 54 IR 01 NNN**	60	778	540	500	9,7	2,1	756	**221**	167	**117**	70	1,252	**1.898,00**
960 - 6 rails - 5 espaces	**MGM054 B 54 IR 01 NNN**	60	960	540	500	11,7	2,6	909	**266**	201	**140**	84	1,263	**2.392,00**

XX = **52** for Gold finish code; **5F** for Brushed Copper finish code; **6E** for Satin Nickel finish code; **50** = Chrome-plated finish; **54** = Brushed Bronze finish.
(*) Thanks to the high performance of Irsap MINUETTE radiators, the ideal Δt for low temperature projects is Δt at 30°C.
For Δt different from 50°C use the formula: $Q=Qn\ (\Delta t / 50)^n$

Key Codes

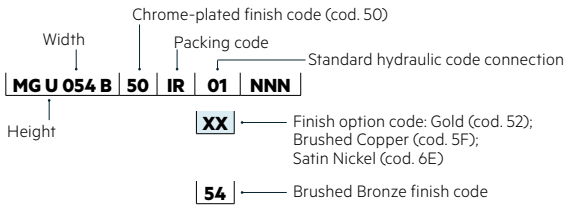

BATHROOM RADIATORS

HYDRAULIC CONNECTIONS

Hydraulic connections for: NOVO CULT, NOVO CULT CHROME-PLATED, ODDO, QUADRÉ

Cod. B01



Standard connection
Feasibility study required

Cod. B10



Couplings welded laterally in alignment with the first and the last element on the right side
€ 58,00

Cod. B11



Couplings welded laterally in alignment with the first and the last element on the left side
€ 58,00

Cod. B12



Couplings welded laterally in alignment with the first element on the right side
€ 30,00

Cod. B16



Couplings welded laterally in alignment with the first element on the left side
€ 30,00

Cod. B99



Lateral connections at connection centre personalized (2 manifolds)
Feasibility study required
€ 58,00

Cod. B99

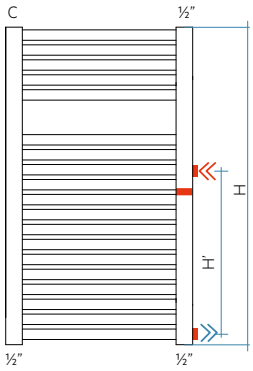

Lateral connections at connection centre personalized (2 manifolds + diaphragm)
Feasibility study required
€ 86,00

Hydraulic connections for: NOVO, NOVO CHROME-PLATED, PAREO, VELA

Cod. B01



Standard connection
Feasibility study required

Cod. B10



Couplings welded laterally in alignment with the first and the last element
€ 58,00

Cod. B12



Couplings welded laterally in alignment with the first element
€ 30,00

Cod. B99



Personalized connection
€ 58,00

Cod. B99

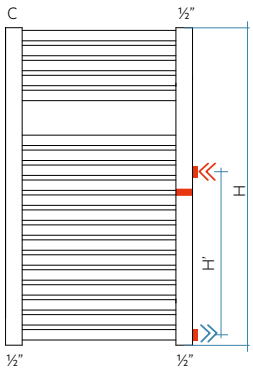

Personalized connection
€ 86,00

Hydraulic connections for: NET, RIGO, KART, FLAUTO, FLAUTO CHROME-PLATED, XILO, XILO 2, ELLIPSIS_B

Cod. B01



Standard connection
Feasibility study required

Cod. B10

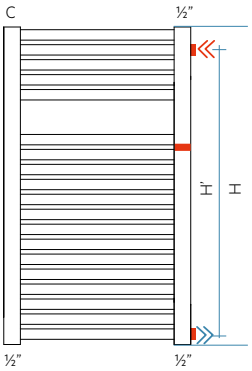

Couplings welded laterally in alignment with the first and the last element on the right side
€ 58,00

Cod. B11

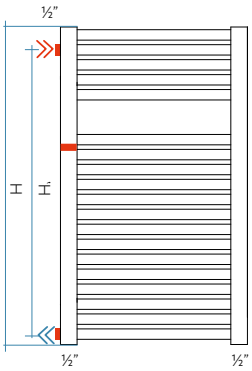

Couplings welded laterally in alignment with the first and the last element on the left side
€ 58,00

Cod. B14



Connection of right single-pipe valve only for modul and/or double-pipe systems
€ 18,00

Cod. B15



Connection of left single-pipe valve only for modul and/or double-pipe systems
€ 18,00

Cod. B99



Lateral connections at connection centre personalized (2 manifolds)
Feasibility study required
€ 58,00

Cod. B99

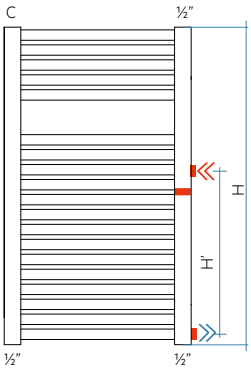

Lateral connections at connection centre personalized (2 manifolds + diaphragm)
Feasibility study required
€ 86,00

Hydraulic connections for: LIKE, FILO, BELLA, MINUETTE, ARES, VENUS, ARES CHROME-PLATED, VENUS CHROME-PLATED, FILO CHROME-PLATED

Cod. B01



Standard connection
Feasibility study required

Hydraulic connections for: FLAUTO 2

Cod. B01



Standard connection
Feasibility study required

Cod. B10



Couplings welded laterally in alignment with the first and the last element on the right side
€ 58,00

Cod. B14



Connection of right single-pipe valve only for modul and/or double-pipe systems
€ 18,00

Cod. B99

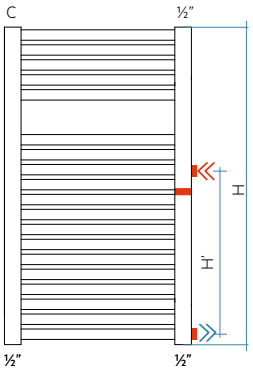

Lateral connections at connection centre personalized (2 manifolds + diaphragm)
Feasibility study required
€ 86,00

ELECTRIC RADIATORS

The chance to choose the product most suitable to specific needs, while respecting the environment and guaranteeing the maximum energy savings all year round. The perfect range of products for those who want instant heat not limited by the traditional hydraulic system.

ARES CHROME ELECTRIC N	P.	526
ARES ELECTRIC N	P.	522
BELLA ELECTRIC	P.	514
DEDALO ELECTRIC	P.	426
FLAUTO CHROME ELECTRIC N	P.	506
FLAUTO ELECTRIC N	P.	502
FLÈCHE ELECTRIC	P.	538
FUNKY AIR ELECTRIC	P.	476
FUNKY ELECTRIC N	P.	472
GET UP AIR ELECTRIC	P.	458
GET UP ELECTRIC N	P.	454
JAZZ AIR ELECTRIC	P.	464
JAZZ ELECTRIC N	P.	460
MINUETTE ELECTRIC	P.	518
NET AIR ELECTRIC	P.	482
NET ELECTRIC	P.	478
NOVO CHROME ELECTRIC N	P.	498
NOVO ELECTRIC N	P.	494
ORIMONO ELECTRIC	P.	418
PIANO ELECTRIC N	P.	446
POLYGON HORIZ. ELECTRIC N	P.	414
POLYGON VERT. ELECTRIC N	P.	410
QUADRAQUA ELECTRIC	P.	434
QUADRÈ ELECTRIC N	P.	484
RELAX ELECTRIC	P.	438
SAX ELECTRIC N	P.	442
SEQUENZE ELECTRIC	P.	430
SOUL AIR ELECTRIC	P.	470
SOUL ELECTRIC N	P.	466
STEP_E ELECTRIC	P.	422
TESI3 EH ELECTRIC	P.	450
VELA ELECTRIC N	P.	510
VENUS CHROME ELECTRIC N	P.	534
VENUS ELECTRIC N	P.	530
XILO AIR ELECTRIC	P.	492
XILO ELECTRIC N	P.	488

POLYGON VERTICAL ELECTRIC
height 1800 mm, lenght 500 mm. Satin Black finish (cod. 30) and Medium Grey finish (cod. 4D).



POLYGON VERTICAL ELECTRIC
Satin Black finish (cod. 30) and Medium Grey finish (cod. 4D).

NEW

Technical features:
- electric radiating plate
- electric heating element with WiFi electronic control
- red textile power cable, length 1200 mm, SCHUKO plug (cable outlet at bottom left)
- Insulation class II, protection rating IP 44
- Air quality control

Price included:
- wall mounting kit to match the radiator
- multicolour LED lighting system with adjustable intensity

(*) Only for Polygon single color

Finishes available	Surcharge
Standard White	-
Classic finished	+15%
Special finished	+25%
Other RAL colors	+40% following feasibility study

Finishing codes see page 588.

NEW IN 2021. WiFi control unit *

Control your radiator remotely using the Irsap.now app available from the store (Android, iOS and Harmony OS).

Compatible with the systems:

Works with Apple HomeKit · WORKS WITH alexa · works with the Google Assistant · EXPLORE IT ON AppGallery

The WiFi control, on the radiator, connects to smartphones, making product management simple and immediate, configurable by downloading the IRSAP NOW APP available from all Android and IOS stores.
This APP allows the management of multiple homes, allowing individual rooms or zones to be configured independently.
The WiFi control is compatible with Apple Home, Google Home and Alexa.
As well as monitoring and setting the desired temperature, the WiFi control has the following functions:
stand-by function, key lock function, antifreeze function, HOME/AWAY function (geolocation), holiday function, detect open window function, ITCS function (Intelligence Temperature Control System), which allows you to have the exact temperature at the set time, VOC function i.e. air quality control.

*** Available only for UE and CH.**

POLYGON FINISHES

OPAQUE WHITE
cod. J8



MATT LIGHT GREY
cod. 8N

PEARL WHITE
cod. 16

QUARTZ 2
cod. 2C

MATT LIGHT GREY
cod. 8N



AGAVE
cod. 9N

SABLÈ
cod. Y4



AGAVE
cod. 9N

SATIN BLACK
cod. 30



MEDIUM GREY
cod. 4D

Vertical Electric

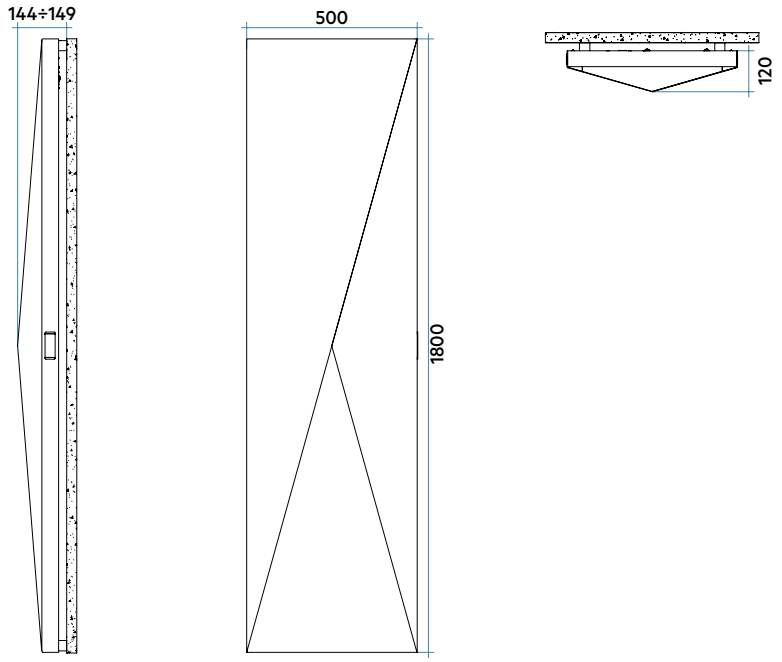

Model	Code	Depth	Height	Width	Weight	Electric Power	Price
		P mm	H mm	L mm	Kg	Watt	€
POLYGON VERTICAL Electric single color	**POL E 050 E XX IR NLN**	120	1800	500	34,5	**750**	**2.176,00**

Model	Code	Depth	Height	Width	Weight	Electric Power	Price
		P mm	H mm	L mm	Kg	Watt	€
POLYGON VERTICAL Electric two tone	**POL E 050 E J8 IR NLB**	120	1800	500	34,5	**750**	**2.817,00**
	POL E 050 E 16 IR NLB	120	1800	500	34,5	**750**	**2.817,00**
	POL E 050 E 8N IR NLB	120	1800	500	34,5	**750**	**2.817,00**
	POL E 050 E Y4 IR NLB	120	1800	500	34,5	**750**	**2.817,00**
	POL E 050 E 30 IR NLB	120	1800	500	34,5	**750**	**2.817,00**

Key Codes

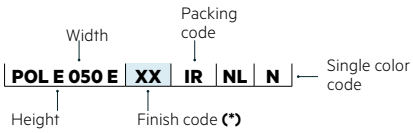

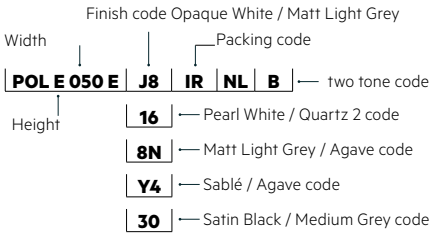

POLYGON HORIZONTAL ELECTRIC
height 1800 mm, lenght 500 mm. Satin Black finish (cod. 30) and Medium Grey finish (cod. 4D).

POLYGON HORIZONTAL ELECTRIC
Satin Black finish (cod. 30) and Medium Grey finish (cod. 4D).

NEW

Technical features:
- electric radiating plate
- electric heating element with WiFi electronic control
- red textile power cable, length 1200 mm, SCHUKO plug (cable outlet at bottom left)
- Insulation class II, protection rating IP 44
- Air quality control

Price included:
- wall mounting kit to match the radiator
- multicolour LED lighting system with adjustable intensity

(*) Only for Polygon single color

Finishes available	Surcharge
Standard White	-
Classic finished	+15%
Special finished	+25%
Other RAL colors	+40% following feasibility study

Finishing codes see page 588.

NEW IN 2021. WiFi control unit *

Control your radiator remotely using the Irsap.now app available from the store (Android, iOS and Harmony OS).

Compatible with the systems:

Works with Apple HomeKit · WORKS WITH alexa · works with the Google Assistant · EXPLORE IT ON AppGallery

The WiFi control, on the radiator, connects to smartphones, making product management simple and immediate, configurable by downloading the IRSAP NOW APP available from all Android and IOS stores.
This APP allows the management of multiple homes, allowing individual rooms or zones to be configured independently.
The WiFi control is compatible with Apple Home, Google Home and Alexa.
As well as monitoring and setting the desired temperature, the WiFi control has the following functions:
stand-by function, key lock function, antifreeze function, HOME/AWAY function (geolocation), holiday function, detect open window function, ITCS function (Intelligence Temperature Control System), which allows you to have the exact temperature at the set time, VOC function i.e. air quality control.

*** Available only for UE and CH.**

POLYGON FINISHES

OPAQUE WHITE
cod. J8



MATT LIGHT GREY
cod. 8N

PEARL WHITE
cod. 16

QUARTZ 2
cod. 2C

MATT LIGHT GREY
cod. 8N



AGAVE
cod. 9N

SABLÈ
cod. Y4



AGAVE
cod. 9N

SATIN BLACK
cod. 30



MEDIUM GREY
cod. 4D

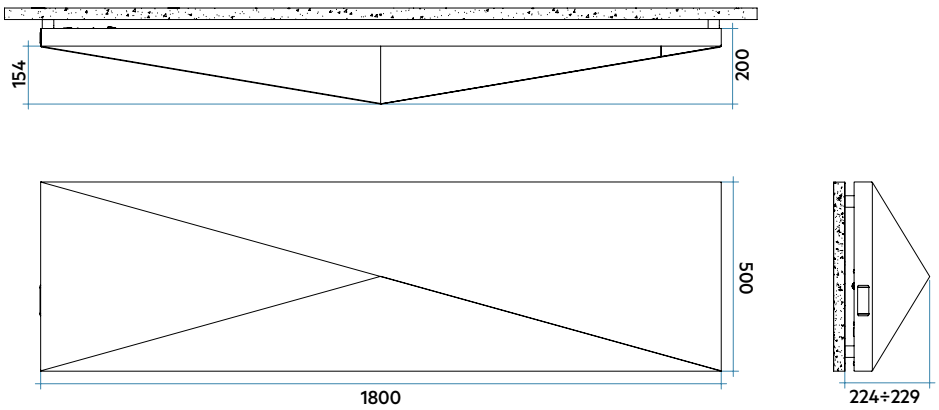

Model	Code	Depth	Height	Width	Weight	Electric Power	Price
		P mm	H mm	L mm	Kg	Watt	€
POLYGON HORIZONTAL Electric single color	**POL S 180 E XX IR NLN**	200	500	1800	36	**750**	**2.561,00**

Model	Code	Depth	Height	Width	Weight	Electric Power	Price
		P mm	H mm	L mm	Kg	Watt	€
POLYGON HORIZONTAL Electric two tone color	**POL S 180 E J8 IR NLB**	200	500	1800	36	**750**	**3.329,00**
	POL S 180 E 16 IR NLB	200	500	1800	36	**750**	**3.329,00**
	POL S 180 E 8N IR NLB	200	500	1800	36	**750**	**3.329,00**
	POL S 180 E Y4 IR NLB	200	500	1800	36	**750**	**3.329,00**
	POL S 180 E 30 IR NLB	200	500	1800	36	**750**	**3.329,00**

Key Codes

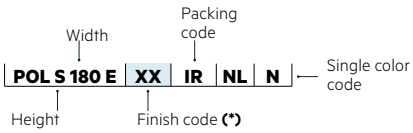

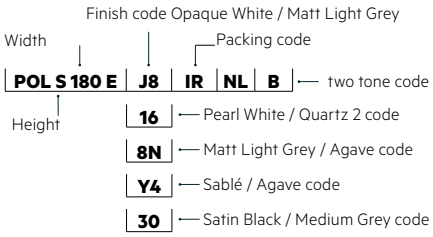

ORIMONO ELECTRIC
Plate fabric Saffron (cod. 1N), frame Standard White (cod. 01)

Designed by Marco Taietta

ORIMONO ELECTRIC
diameter 1402 mm. Plate fabric Saffron (cod. 1N), frame Standard White (cod. 01)

Technical features:
- electric radiating plate
- cable length 1200 mm, central cable outlet
- II insulation class, IP 44
- radiator with fabric finishes

Price included:
- system for fixing to the wall incorporated in the product
- IR remote control

Finishes available	Surcharge
Ash (cod. 7M)	-
Airforce Blue (cod. 8M)	-
Sage (cod. 9M)	-
Saffron (cod. 1N)	-
Brick (cod. 2N)	-

Fabric Combinations - Frames ORIMONO

PLATE FABRIC
Ash cod. 7M

FRAME
Ash Grey
cod. G1

PLATE FABRIC
Airforce Blue cod. 8M

FRAME
Ash Grey
cod. G1

PLATE FABRIC
Sage cod. 9M

FRAME
Standard White
cod. 01

PLATE FABRIC
Saffron cod. 1N

FRAME
Standard White
cod. 01

PLATE FABRIC
Brick cod. 2N

FRAME
Standard White
cod. 01

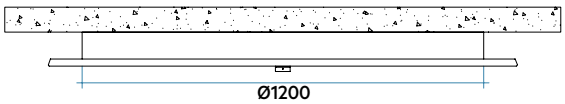

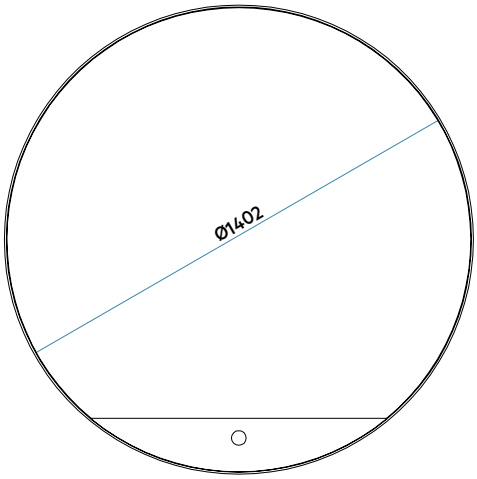



Model	Code	Depth	Height	Width	Weight	Electric Power	Price
		P mm	H mm	L mm	Kg	Watt	€
ORIMONO ELECTRIC	**ORI L140T XX IR NNN**	118	1402	1402	46,8	**750**	**3.494,00**

XX = plate fabric code:
7M = plate fabric code Ash;
8M = plate fabric code Airforce Blue;
9M = plate fabric code Sage;
1N = plate fabric code Saffron;
2N = plate fabric code Brick.

Key Codes

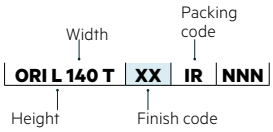

GERMAN DESIGN AWARD GOLD 2019
reddot award 2019 winner
DESIGN AWARD 2019

STEP_E ELECTRIC
height 1735 mm, lenght 500 mm. Black Chrome finish (cod. 2E).

Designed by Antonio Citterio with Sergio Brioschi

STEP_E ELECTRIC
Black Chrome finish (cod. 2E).

Technical features:
- flattened pipes in aluminium, 40 mm height
- long electricity cable: 1.200 mm, lower right side cable outlet, SCHUKO plug

Price included:
- wall fixing systems the same finish as the radiator
- IR remote control

Technical information:
The elegant chromatic interface applied to the temperature adjustment permits the temperature to be set in the range of 7 and 31°C by varying the colour scale from dark blue to bright red. STEP_E is equipped with a booster function that permits the application of the maximum power for a determined time (2 hours).

Finishes available	Surcharge
Black Chrome (cod. 2E)	-
Chrome-plated (cod. 50)	-
Pearl White (cod. 16)	-
Quartz 1 (cod. 1C)	-
Quartz 2 (cod. 2C)	-
Sablé (cod. Y4)	-
Sunstone (cod. 2D)	-
Tobacco Brown (cod. 1B)	-
Flame Red (cod. 7D)	-
Purple Blue (cod. 1D)	-
Azurite 3 (cod. 6C)	-
Medium Grey (cod. 4D)	-
Pearl Grey (cod. L6)	-
Hammered Grey Metallic (cod. 32)	-
Graphite Black (cod. 18)	-
Satin Black (cod. 30)	-

STEP FINISHES

Each individual element of the heating body is pretreated with a process of grinding and polishing.
After a careful quality control, every component is sent to the chrome plating or painting department according to the finish chosen.
The finishes are chrome made with environmentally friendly trivalent chromium, a manufacturing process that meets the most stringent regulatory protocols.
The finishes Black Chrome undergo further treatment with protective varnish.

Black Crome cod. 2E

Quartz 2 cod. 2C

Flame Red cod. 7D

Pearl Grey cod. L6

Chrome-plated cod. 50

Sablé cod. Y4

Purple Blue cod. 1D

Hammered Grey Metallic cod. 32

Pearl White cod. 16

Sunstone cod. 2D

Azurite 3 cod. 6C

Graphite Black cod. 18

Quartz 1 cod. 1C

Tobacco Brown cod. 1B

Medium Grey cod. 4D

Satin Black cod. 30

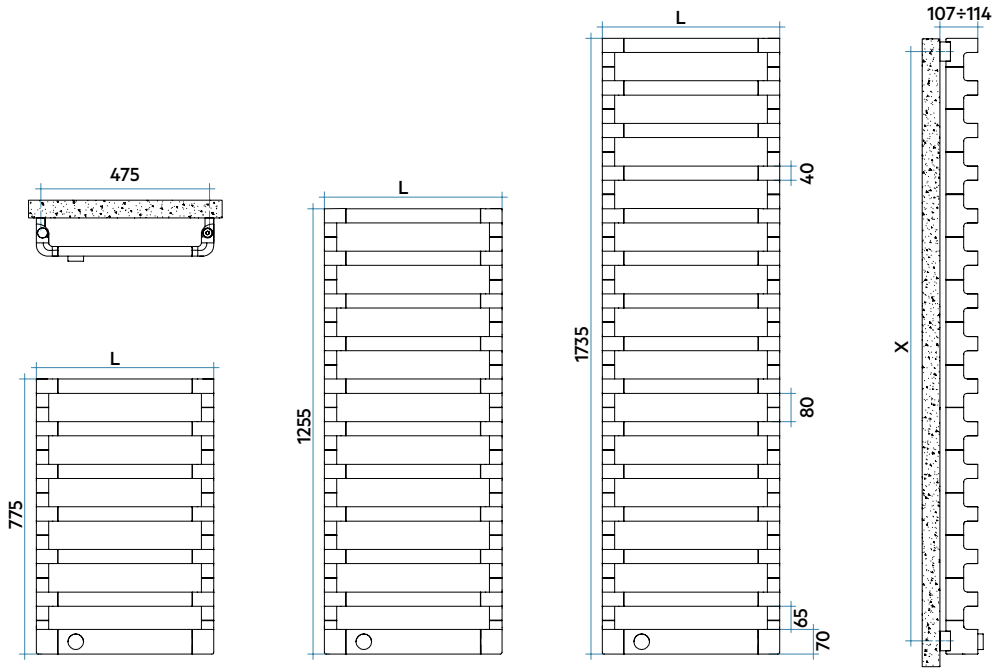

H mm	X mm
775	700
1255	1180
1735	1660

Model	Code	Depth P mm	Height H mm	Width L mm	Weight Kg	Electric Power Watt	Other finishes available (*)	Price € Chrome cod. 50	Black Chrome cod. 2E
STEP_E_775_ 7 el.	**SEP050T XX IR 01 NNN**	107	775	500	15,5	**250**	**1.239,00**	**1.598,00**	**1.904,00**
STEP_E_1255_11 el.	**SEL050T XX IR 01 NNN**	107	1255	500	24,6	**450**	**1.633,00**	**2.194,00**	**2.625,00**
STEP_E_1735_15 el.	**SEG050T XX IR 01 NNN**	107	1735	500	33,8	**650**	**2.036,00**	**2.780,00**	**3.339,00**

(*) XX = 16; 1C; 2C; Y4; 2D; 1B; 7D; 1D; 6C; 4D; L6; 32; 18; 30.

Key Codes

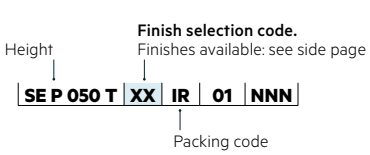

DEDALO ELECTRIC
height 1600 mm, lenght 660 mm. Sablé finish (cod. Y4).

Designed by Synthesis

DEDALO ELECTRIC
Sablé finish (cod. Y4).

Technical features:
- electric radiating panel
- heater heating system
- electrical power development: Dedalo S (h 900 mm) 300 Watt, Dedalo L (h 1600 mm) 700 Watt
- wireless digital electronic control featuring weekly program
- Class II insulation, IP 44
- long electricity cable: 1.200 mm, lower left side cable outlet, SCHUKO plug

Price included:
- wall system connection
- wireless receiver integrated on the plate with 2 leds to signal the function mode
- programmable wireless digital transmitter
- LED lighting system optional

Finishes available	Surcharge
Special finished	-
Other RAL colors	+25% following feasibility study

Finishing codes see page 588.

Wireless Remote Control

DEDALO Electric is equipped with a wireless controller that allows remote management of every electric radiator function.
Because the controller is wireless, it has the advantage of being quick and easy to install and does not require any modifications within the home.

Technical specifications
- Wireless communication via radio signals transmitted to the receiver connected to the system.
- Approx. 30-50 metre range in residential environments (868 MHz).
- Radiofrequency communication pursuant to European standards.
- Optional ITCS (Intelligent Temperature Control System)
- Open window detection function.

DEDALO P

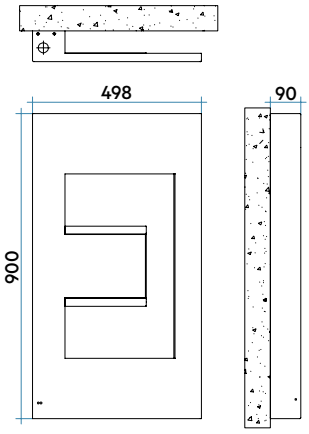

DEDALO L

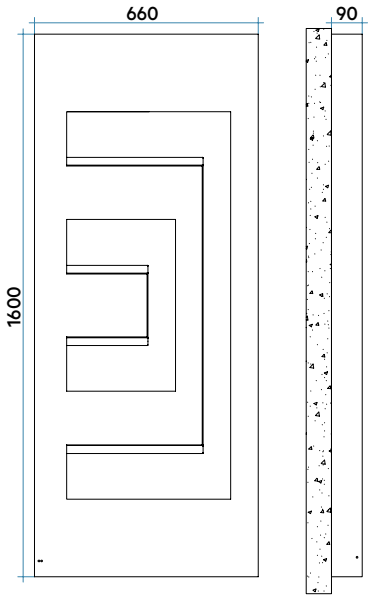

Model	Code	Depth P mm	Height H mm	Width L mm	Weight Kg	Electric Power Watt	Price Special finishes €
DEDALO ELECTRIC	**DEDP049Z XX IR NNN**	90	900	498	17,2	**300**	**2.198,00**
	DEDL066Z XX IR NNN	90	1600	660	22,5	**700**	**3.270,00**
DEDALO ELECTRIC WITH LED	**DEDP049Z XX IR NLN - LED-AA**	90	900	498	17,2	**300**	**2.577,00**
	DEDL066Z XX IR NLN - LED-AA	90	1600	660	22,5	**700**	**3.649,00**

Key Codes

DEDALO without LED option

Width — Finish code

DED P 049 Z | XX | IR NNN

Height — Packing code

DEDALO with LED option

Width — Finish code

DED P 049 Z | XX | IR NLN | LED-AA — Configuration option for product with LED

Height — Packing code

SEQUENZE ELECTRIC
height 1735 mm, lenght 500 mm. Opaque White finish (cod. J8).

Designed by Angeletti & Ruzza

SEQUENZE ELECTRIC
Opaque White finish (cod. J8).

Technical features:
- electric radiating panel
- heater heating system
- electrical power development: Sequenze S 260 Watt, Sequenze L 520 Watt
- wireless digital electronic control featuring weekly program
- 433 MHz function frequency
- class II insulation, IP 44
- long electricity cable: 1.200 mm, lower left side cable outlet, SCHUKO plug

Price included:
- wall bracket kit
- wireless receiver integrated on the plate with 2 leds to signal the function mode
- programmable wireless digital transmitter

Finishes available	Surcharge
Standard White	-
Classic finished	+15%
Special finished	+25%
Other RAL colors	+40% following feasibility study

Finishing codes see page 588.

Wireless Remote Control

SEQUENZE Electric is equipped with a wireless controller that allows remote management of every electric radiator function.
Because the controller is wireless, it has the advantage of being quick and easy to install and does not require any modifications within the home.

Technical specifications
- Wireless communication via radio signals transmitted to the receiver connected to the system.
- Approx. 30-50 metre range in residential environments (868 MHz).
- Radiofrequency communication pursuant to European standards.
- Optional ITCS (Intelligent Temperature Control System)
- Open window detection function.

SEQUENZE S

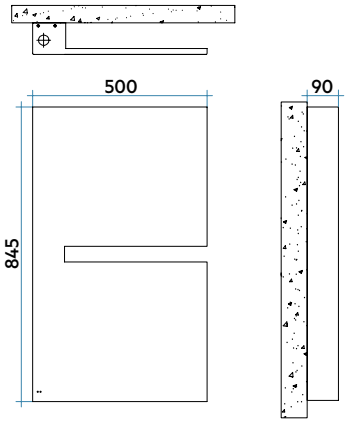

SEQUENZE L

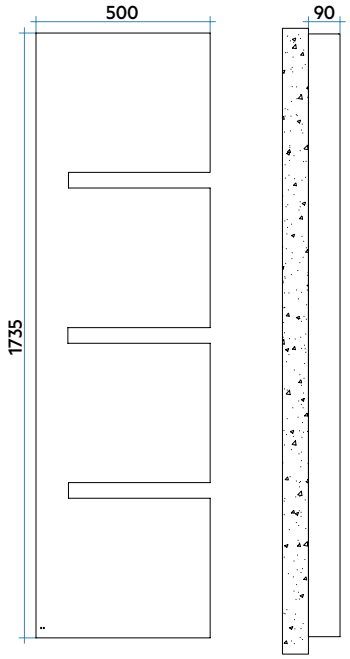

Model	Code	Depth P mm	Height H mm	Width L mm	Weight Kg	Electric Power Watt	Price €
SEQUENZE S ELECTRIC	**SQZS050Z XX IR NNN**	90	845	500	19,7	**260**	**2.699,00**
SEQUENZE L ELECTRIC	**SQZE050Z XX IR NNN**	90	1735	500	38,9	**520**	**3.141,00**

Key Codes

Width — Finish code

SQZ S 050 Z | XX | IR | NNN

Height — Packing code

QUADRAQUA ELECTRIC
height 1828 mm, lenght 300 mm. Standard White finish (cod. 01).

Designed by Domenico De Palo

QUADRAQUA ELECTRIC
Standard White finish (cod. 01).

Technical features:
- electric radiating panel
- heater heating system
- electrical power development: Quadraqua S 330 Watt, Quadraqua L 500 Watt
- wireless digital electronic control featuring weekly program
- class II insulation, IP 44
- long electricity cable: 1.200 mm, lower right side cable outlet, SCHUKO plug

Price included:
- wall bracket kit
- wireless receiver integrated on the plate with 2 leds to signal the function mode
- programmable wireless digital transmitter

Finishes available	Surcharge
Standard White	-
Classic finished	+15%
Special finished	+25%
Other RAL colors	+40% following feasibility study

Finishing codes see page 588.

Wireless Remote Control

QUADRAQUA Electric is equipped with a wireless controller that allows remote management of every electric radiator function.
Because the controller is wireless, it has the advantage of being quick and easy to install and does not require any modifications within the home.

Technical specifications
- Wireless communication via radio signals transmitted to the receiver connected to the system.
- Approx. 30-50 metre range in residential environments (868 MHz).
- Radiofrequency communication pursuant to European standards.
- Optional ITCS (Intelligent Temperature Control System)
- Open window detection function.

QUADRAQUA S

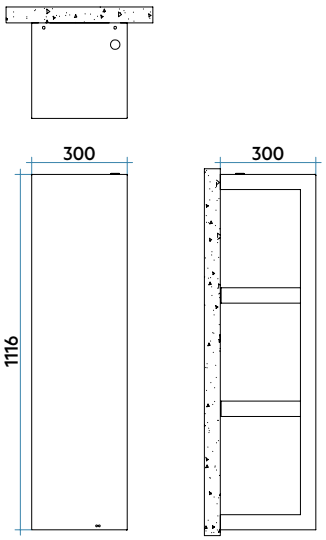

QUADRAQUA L

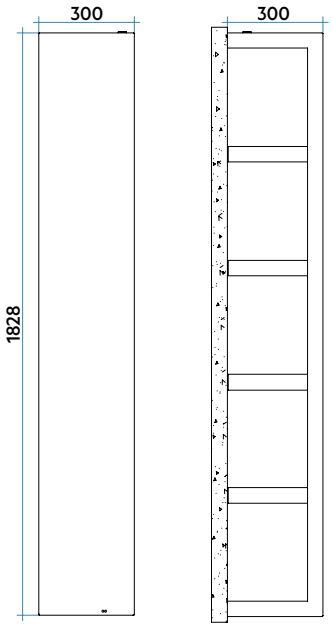

Model	Code	Depth P mm	Height H mm	Width L mm	Weight Kg	Electric Power Watt	Price €
QUADRAQUA S ELECTRIC	**QDRS030Z XX IR NNN**	300	1116	300	15,5	**330**	**2.378,00**
QUADRAQUA L ELECTRIC	**QDRL030Z XX IR NNN**	300	1828	300	24,9	**500**	**2.726,00**

Key Codes

Width — Finish code

QDR S 030 Z | XX | IR | NNN

Height — Packing code

RELAX ELECTRIC
height 1963 mm, lenght 616 mm. Brown Rust finish (cod. E1).

RELAX ELECTRIC
Brown Rust finish (cod. E1).

Technical features:
- electric radiating panel
- heater heating system
- electrical power development from 580 to 1320 Watt
- wireless digital electronic control featuring weekly program
- class II insulation, IP 44
- long electricity cable: 1.200 mm, lower left side cable outlet, SCHUKO plug

Price included:
- wall bracket kit
- wireless receiver integrated on the plate with 2 leds to signal the function mode
- programmable wireless digital transmitter

Finishes available	Surcharge
Standard White	-
Classic finished	+15%
Special finished	+25%
Other RAL colors	+40% following feasibility study

Finishing codes see page 588.

Accessories towel-holder

The towel-holder designed for the Relax radiator is a design accessory that can be positioned at the desired height even after the radiator has already been installed. This means Relax can also be used as a towel warmer.
Available in one version, both with a polished chromium plated finish.

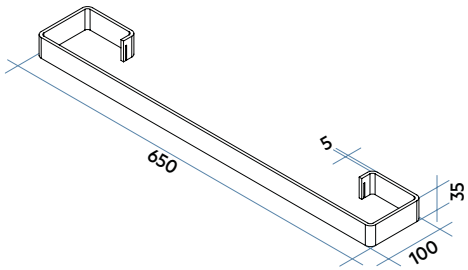

Wireless Remote Control

RELAX Electric is equipped with a wireless controller that allows remote management of every electric radiator function.
Because the controller is wireless, it has the advantage of being quick and easy to install and does not require any modifications within the home.

Technical specifications
- Wireless communication via radio signals transmitted to the receiver connected to the system.
- Approx. 30-50 metre range in residential environments (868 MHz).
- Radiofrequency communication pursuant to European standards.
- Optional ITCS (Intelligent Temperature Control System)
- Open window detection function.



Model	Code	Depth P mm	Height H mm	Width L mm	Weight Kg	Electric Power Watt	Price €
RELAX ELECTRIC 580	**REPI106Z XX IR 01 NN**	35	663	1064	21,6	**580**	**1.604,00**
RELAX ELECTRIC 770	**REPI140Z XX IR 01 NN**	35	663	1400	28,0	**770**	**2.001,00**
RELAX ELECTRIC 1100	**REPD061Z XX IR 01 NN**	35	1963	616	34,3	**1100**	**2.599,00**
RELAX ELECTRIC 1320	**REPC061Z XX IR 01 NN**	35	2163	616	37,7	**1320**	**2.788,00**

Key Codes

Width — Finish code

REP I 106 Z | XX | IR | 01 | NN

Height — Packing code

Indication of possible installations

SAX ELECTRIC
Satin Black finish (cod. 30).

Designed by Synthesis

SAX ELECTRIC
height 1800 mm, lenght 735 mm. Satin Black finish (cod. 30).

Technical features:
- manifolds with a 30 mm diameter circular section
- tubes made of sheet steel with a 20x25 mm rectangular section
- complete with thermal liquid
- electric resistance equipped with a WiFi electronic control
- red textile power cable, length 1200 mm, SCHUKO plug
- Class II, IP 24
- horizontal and vertical installation; in horizontal installation the LEDs must be pointing downwards
- Air quality control

Price included:
- fixing brackets complete with screws and anchors
- multicolored LED lighting system (optional) with adjustable intensity

Finishes available	Surcharge
Standard White	-
Classic finished	+15%
Special finished	+25%
Other RAL colors	+40% following feasibility study

Finishing codes see page 588.

NEW IN 2021. WiFi control unit *

Control your radiator remotely using the Irsap.now app available from the store (Android, iOS and Harmony OS).
Compatible with the systems:

Works with Apple HomeKit

WORKS WITH alexa

works with the Google Assistant

EXPLORE IT ON AppGallery

The WiFi control, on the radiator, connects to smartphones, making product management simple and immediate, configurable by downloading the IRSAP NOW APP available from all Android and IOS stores. This APP allows the management of multiple homes, allowing individual rooms or zones to be configured independently.
The WiFi control is compatible with Apple Home, Google Home and Alexa.
As well as monitoring and setting the desired temperature, the WiFi control has the following functions:
stand-by function, key lock function, antifreeze function, HOME/AWAY function (geolocation), holiday function, detect open window function, ITCS function (Intelligence Temperature Control System), which allows you to have the exact temperature at the set time, VOC function i.e. air quality control.

*** Available only for UE and CH.**

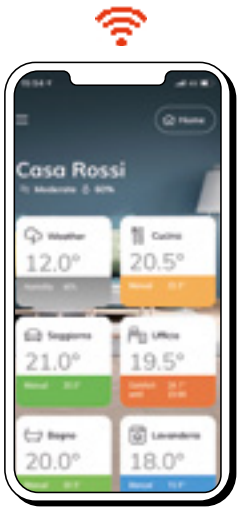

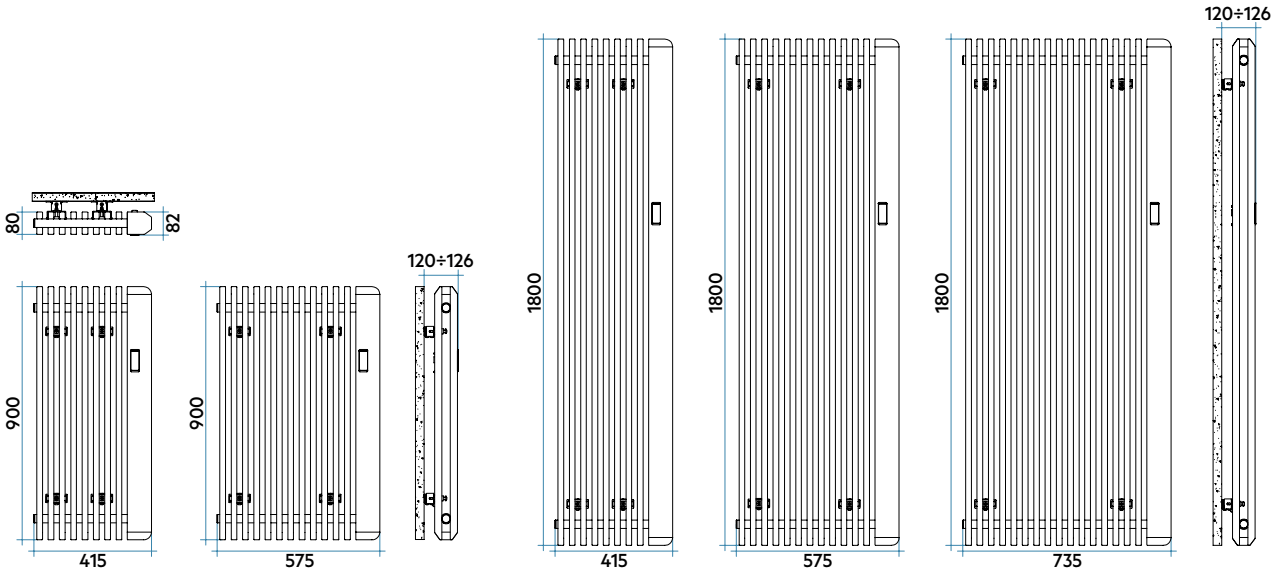

Model	Code	Depth	Height	Width	Weight	Electric Power	Price
		P mm	H mm	L mm	Kg	Watt	€
SAX Electric 500 Watt	**S2ES041E 01 IR NNN**	82	900	415	21,7	**500**	**1.024,00**
SAX Electric 750 Watt	**S2ES057E 01 IR NNN**	82	900	575	30,6	**750**	**1.229,00**
SAX Electric 1000 Watt	**S2EE041E 01 IR NNN**	82	1800	415	42,1	**1000**	**1.459,00**
SAX Electric 1500 Watt	**S2EE057E 01 IR NNN**	82	1800	575	58,1	**1500**	**1.716,00**
SAX Electric 1800 Watt	**S2EE073E 01 IR NNN**	82	1800	735	74,2	**1800**	**1.972,00**
SAX Electric with led 500 Watt	**S2ES041E 01 IR NLN - LED-AA**	82	900	415	21,7	**500**	**1.280,00**
SAX Electric with led 750 Watt	**S2ES057E 01 IR NLN - LED-AA**	82	900	575	30,6	**750**	**1.485,00**
SAX Electric with led 1000 Watt	**S2EE041E 01 IR NLN - LED-AA**	82	1800	415	42,1	**1000**	**1.715,00**
SAX Electric with led 1500 Watt	**S2EE057E 01 IR NLN - LED-AA**	82	1800	575	58,1	**1500**	**1.972,00**
SAX Electric with led 1800 Watt	**S2EE073E 01 IR NLN - LED-AA**	82	1800	735	74,2	**1800**	**2.228,00**

Key Codes

SAX EL. without LED option

Width | Finish code
S2E S 041 E | XX | IR NNN
Height | Packing code

SAX EL. with LED option

Width | Finish code
S2E S 041 E | XX | IR NLN | LED-AA — Configuration option for product with LED
Height | Packing code

Indication of possible installations



PIANO ELECTRIC
Sunstone finish (cod. 2D).

PIANO ELECTRIC
height 1800 mm, lenght 667 mm. Sunstone finish (cod. 2D).

Technical features:
- manifolds with a 30 mm diameter circular section
- tubes made of sheet steel with a 50x10 mm rectangular section
- complete with thermal liquid
- electric resistance equipped with a WiFi electronic control
- red textile power cable, length 1200 mm, SCHUKO plug
- Class II, IP 24
- horizontal and vertical installation; in horizontal installation the LEDs must be pointing downwards
- Air quality control

Price included:
- fixing brackets complete with screws and anchors
- multicolored LED lighting system (optional) with adjustable intensity

Finishes available	Surcharge
Standard White	-
Classic finished	+15%
Special finished	+25%
Other RAL colors	+40% following feasibility study

Finishing codes see page 588.

NEW IN 2021. WiFi control unit *

Control your radiator remotely using the Irsap.now app available from the store (Android, iOS and Harmony OS).
Compatible with the systems:

Works with Apple HomeKit

WORKS WITH alexa

works with the Google Assistant

EXPLORE IT ON AppGallery

The WiFi control, on the radiator, connects to smartphones, making product management simple and immediate, configurable by downloading the IRSAP NOW APP available from all Android and IOS stores. This APP allows the management of multiple homes, allowing individual rooms or zones to be configured independently.
The WiFi control is compatible with Apple Home, Google Home and Alexa.
As well as monitoring and setting the desired temperature, the WiFi control has the following functions:
stand-by function, key lock function, antifreeze function, HOME/AWAY function (geolocation), holiday function, detect open window function, ITCS function (Intelligence Temperature Control System), which allows you to have the exact temperature at the set time, VOC function i.e. air quality control.

*** Available only for UE and CH.**

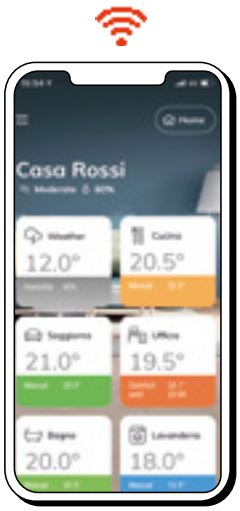

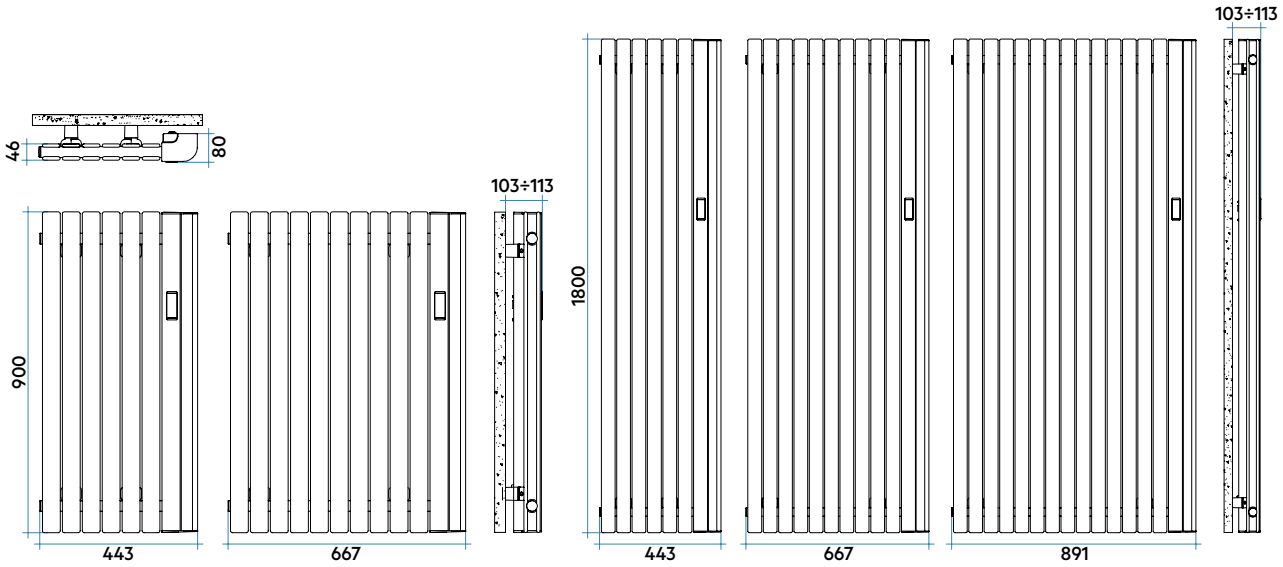

Model	Code	Depth	Height	Width	Weight	Electric Power	Price
		P mm	H mm	L mm	Kg	Watt	€
PIANO Electric 500 Watt	**P2ES044E 01 IR NNN**	80	900	443	21,2	**500**	**1.024,00**
PIANO Electric 750 Watt	**P2ES066E 01 IR NNN**	80	900	667	32,0	**750**	**1.229,00**
PIANO Electric 1000 Watt	**P2EE044E 01 IR NNN**	80	1800	443	40,3	**1000**	**1.459,00**
PIANO Electric 1500 Watt	**P2EE066E 01 IR NNN**	80	1800	667	60,4	**1500**	**1.716,00**
PIANO Electric 1800 Watt	**P2EE089E 01 IR NNN**	80	1800	891	80,4	**1800**	**1.972,00**
PIANO Electric with led 500 Watt	**P2ES044E 01 IR NLN - LED-AA**	80	900	443	21,2	**500**	**1.280,00**
PIANO Electric with led 750 Watt	**P2ES066E 01 IR NLN - LED-AA**	80	900	667	32,0	**750**	**1.485,00**
PIANO Electric with led 1000 Watt	**P2EE044E 01 IR NLN - LED-AA**	80	1800	443	40,3	**1000**	**1.715,00**
PIANO Electric with led 1500 Watt	**P2EE066E 01 IR NLN - LED-AA**	80	1800	667	60,4	**1500**	**1.972,00**
PIANO Electric with led 1800 Watt	**P2EE089E 01 IR NLN - LED-AA**	80	1800	891	80,4	**1800**	**2.228,00**

Key Codes

PIANO EL. without LED option

Width | Finish code
P2E S 044 E | XX | IR NNN
Height | Packing code

PIANO EL. with LED option

Width | Finish code
P2E S 044 E | XX | IR NLN | LED-AA — Configuration option for product with LED
Height | Packing code

Indication of possible installations

TESI 3 EH ELECTRIC
Standard White finish (cod. 01).

TESI 3 EH ELECTRIC
height 602 mm, lenght 968 mm. Standard White finish (cod. 01).

Technical features:

- see table for dimensions
- pressed sheet steel manifolds
- 25 mm diameter sheet steel tubes
- 45 mm long elements (element pitch)
- complete with thermal carrier fluid
- the TESI3 EH Electric radiator is cataphoresis painted with Standard White (cod. 01) epoxy powder only
- the electric heating element has a digital electronic control with: stop command, chrono, comfort, reduced operation at night, antifreeze.
- long electricity cable: 1.200 mm, SCHUKO plug
- single phase power supply 230 V, 50 Hz, Class II, IP 44
- open window detection function

Price included:

- fixing brackets complete with screws and anchors

ATTENTION: The electronics are only available on the right side of the radiator. The product is not reversible.

Electronic control:

The electronic thermostat has 8 operating modes: 1 pre-set free chrono program, 3 integrated chrono programs, pilot-wire, comfort, night and antifreeze.

Extension of Guarantee:

Irsap guarantees the hydraulic seal and paint of TESI3 EH ELECTRIC radiators for 10 years, starting with sales in 2010.

Finishes available	Surcharge
Standard White (cod. 01)	-

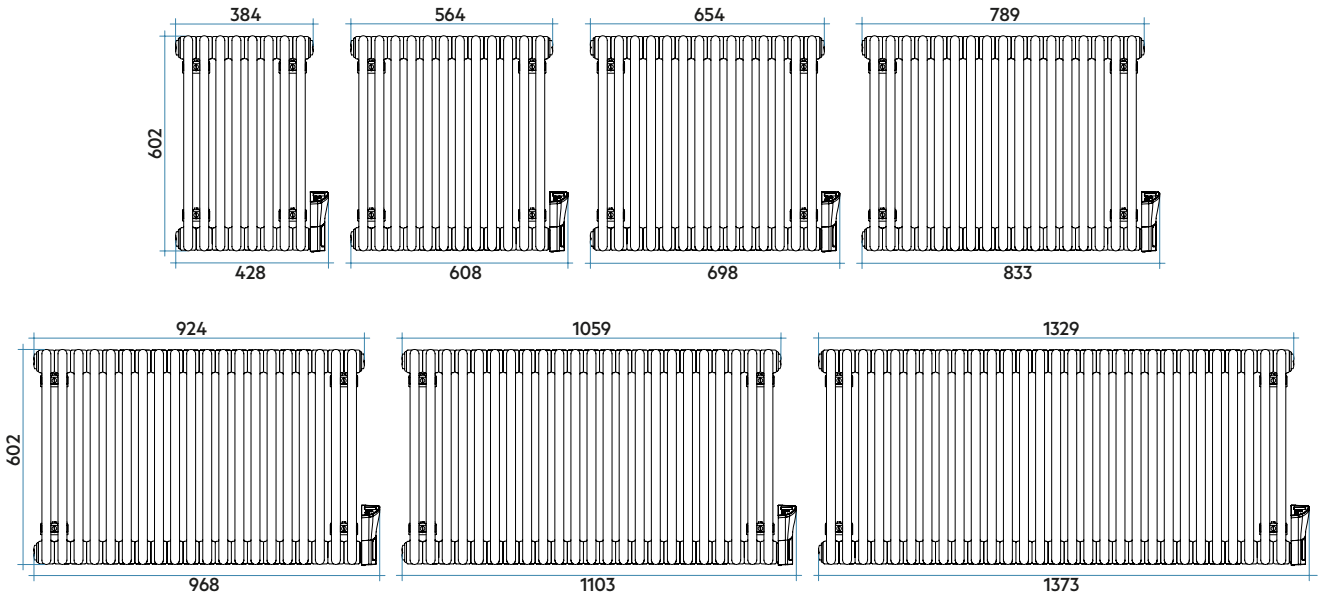

TESI 3 EH

Electric

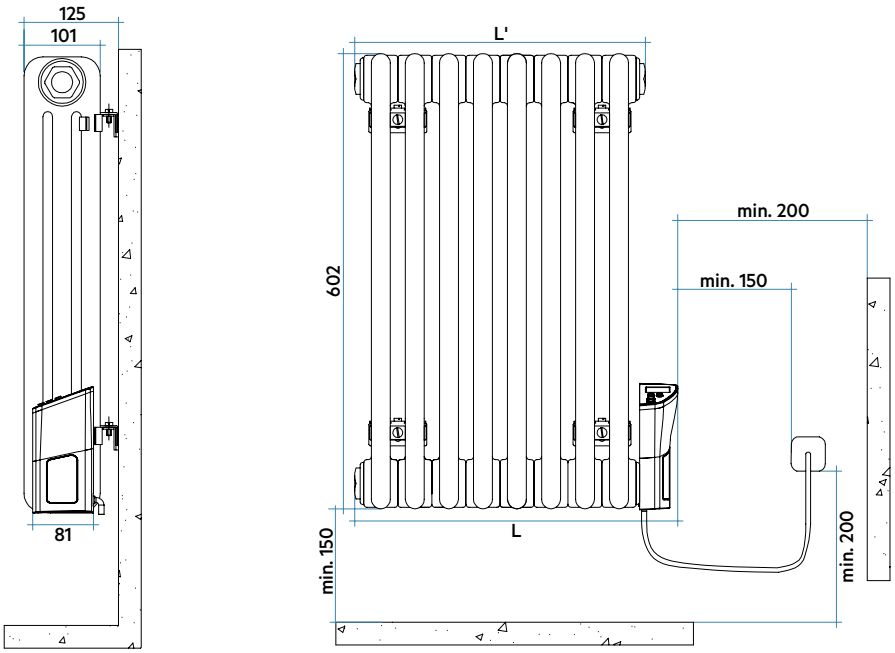

Model	Code	Elements	Depth	Height	Total Lenght	Lenght	Weight*	Electric Power	Price
		n.	P mm	H mm	L' mm	L mm	Kg	Watt	€
TESI 3 EH-600-08	**RT 3 0600 08 01 IR H0N**	08 - 428 mm	101	602	428	384	17,8	**400**	**635,00**
TESI 3 EH-600-12	**RT 3 0600 12 01 IR H1N**	12 - 608 mm	101	602	608	564	26,2	**600**	**698,00**
TESI 3 EH-600-14	**RT 3 0600 14 01 IR H2N**	14 - 698 mm	101	602	698	654	30,4	**800**	**774,00**
TESI 3 EH-600-17	**RT 3 0600 17 01 IR H3N**	17 - 833 mm	101	602	833	789	36,7	**1000**	**788,00**
TESI 3 EH-600-20	**RT 3 0600 20 01 IR H4N**	20 - 968 mm	101	602	968	924	43,0	**1200**	**864,00**
TESI 3 EH-600-23	**RT 3 0600 23 01 IR H5N**	23 - 1103 mm	101	602	1103	1059	49,3	**1500**	**938,00**
TESI 3 EH-600-29	**RT 3 0600 29 01 IR H6N**	29 - 1373 mm	101	602	1373	1329	61,9	**2000**	**1.074,00**

* Weight includes electric control

Key Codes

Height — Standard White colour code

RT 3 0600 | 08 | 01 | IR | H0N

Number of column — Number of elements



GET UP ELECTRIC
Ice finish (cod. 3P).

GET UP ELECTRIC
height 1499 mm, lenght 550 mm. Ice finish (cod. 3P).

Technical features:
- steel towel warmer
- 23 mm diameter horizontal round bar heating elements
- 30 mm diameter round lateral manifolds
- complete with thermal liquid
- red textile power cable, length 1200 mm, lower right side cable outlet, SCHUKO plug
- maximum capacity of the towel rails: 7 kg
- electronic control with integrated WiFi card
- WiFi electronic control in the same color as the radiator
- Class II, IP 24

Price included:
- 3 adjustable wall fixing brackets in the same color of the radiator

Finishes available	Surcharge
Standard White	-
Classic finished	+15%
Special finished	+25%
Other RAL colors	+40% following feasibility study

Finishing codes see page 588.

NEW IN 2021. WiFi control unit *

Control your radiator remotely using the Irsap.now app available from the store (Android, iOS and Harmony OS).
Compatible with the systems:

The WiFi control, on the radiator, connects to smartphones, making product management simple and immediate, configurable by downloading the IRSAP NOW APP available from all Android and IOS stores. This APP allows the management of multiple homes, allowing individual rooms or zones to be configured independently.
The WiFi control is compatible with Apple Home, Google Home and Alexa.
As well as monitoring and setting the desired temperature, the WiFi control has the following functions:
stand-by function, key lock function, antifreeze function, HOME/AWAY function (geolocation), holiday function, detect open window function, ITCS function (Intelligence Temperature Control System), which allows you to have the exact temperature at the set time, VOC function i.e. air quality control.

*** Available only for UE and CH.**

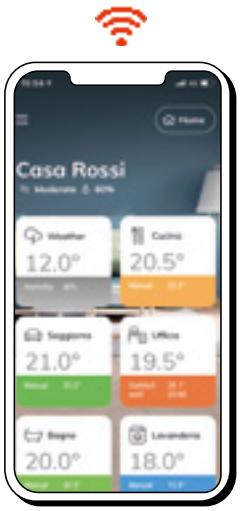

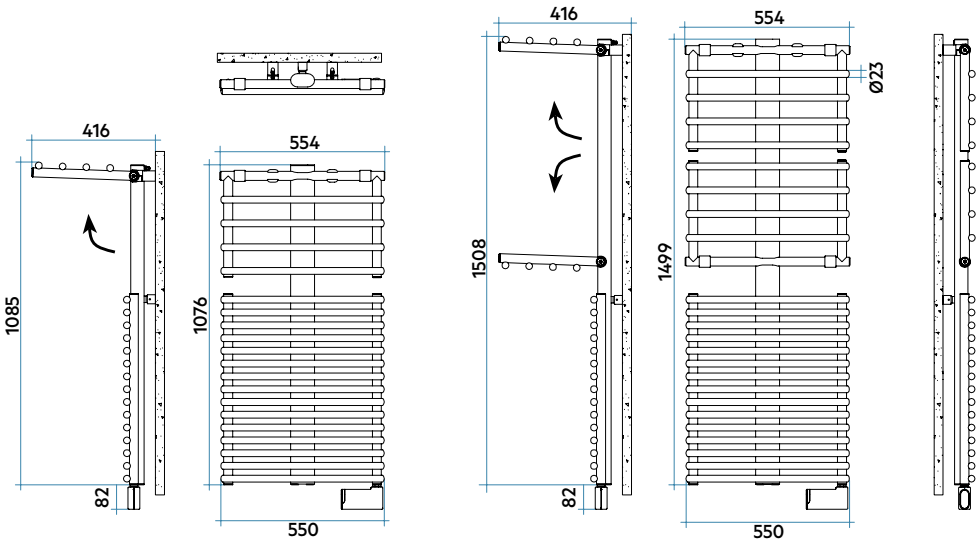

Model	Code	Depth P mm	Height H mm	Width L mm	Weight Kg	Electric Power Watt	Price €
1076 20 rails 1 espace	**GUM055 E 01 IR 01 NNN**	77	1076	550	22,1	**500**	**674,00**
1499 25 rails 2 espace	**GUL055 E 01 IR 01 NNN**	77	1499	550	29,3	**750**	**997,00**

Key Codes

Width — Standard White colour code - for different colour codes see the colors page

GU M 055 E | 01 | IR | 01 | NNN

Height — Packing code

Technical features:

- steel towel warmer with 23 mm diameter horizontal round bar heating elements
- 30 mm diameter round lateral manifolds
- complete with thermal liquid
- electric heater, Class 2 (double insulation), provided with wireless electronic control
- The radiator is filled with a cooling liquid and is combined with a booster system of electric power of 1000 watts. This blower system provides a temperature uniform with the room in which it is installed.
- The Wireless control, in addition to monitoring and setting the desired temperature, has the following functions: Comfort operation, nighttime reduced, antifreeze and programmed stop.
- single phase power supply 220 - 230 V, 50 Hz, Class II, IP 44
- maximum capacity of the towel rails: 7 kg

Price included:

- 3 adjustable wall fixing brackets in the same color of the radiator
- Wireless remote control

Finishes available	Surcharge
Standard White	-
Classic finished	+15%
Special finished	+25%
Other RAL colors	+40% following feasibility study

Finishing codes see page 588.



Booster

MAIN CHARACTERISTICS OF AIR DIFFUSER

- ON/OFF switch
- Power supply 230 V 50 Hz, 1 ph
- Power installed = 1000 W
- Insulation: CLASSE II
- Connecting to a network equipment that comes with the phase and neutral version without plug or with Schuko plug
- Protection index: IP24
- Long electricity cable: 1.200 mm
- Electronic ambient thermostat

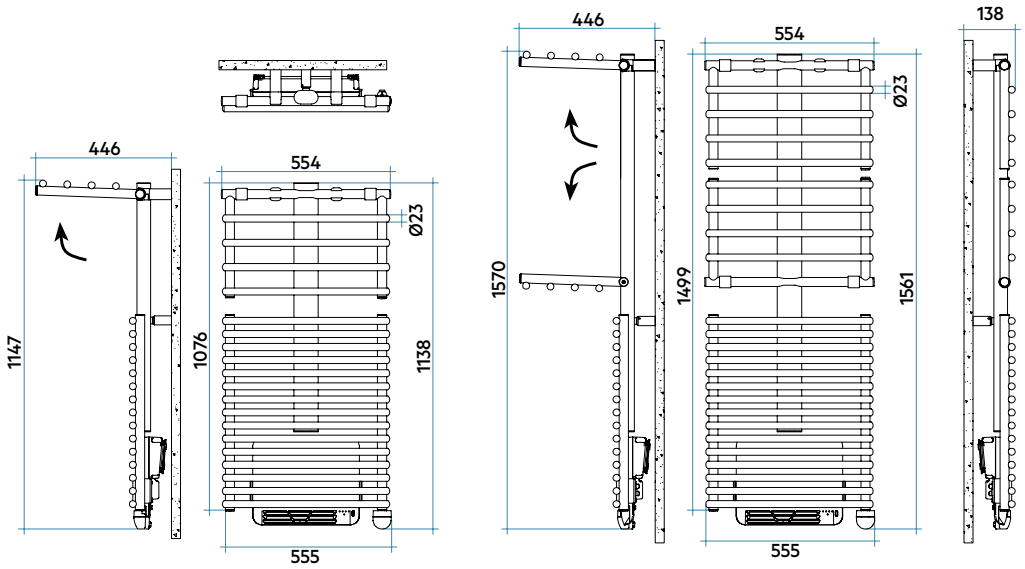

Model	Code	Depth P mm	Height H mm	Width L mm	Weight Kg	Electric Power Watt	Auxiliary heater with diffuser Watt	Price €
1076 20 rails 1 espace	**GCM055 Z 01 IR 01 NNN**	122	1138	555	26,5	**500**	**+ 1000**	**1.035,00**
1499 25 rails 2 espace	**GCL055 Z 01 IR 01 NNN**	122	1561	555	33,8	**750**	**+ 1000**	**1.354,00**

Key Codes

Width — Standard White colour code - for different colour codes see the colors page

GC M 055 Z | 01 | IR | 01 | NNN

Height — Packing code

Wireless Remote Control

GET UP AIR ELECTRIC is equipped with a wireless controller that allows remote management of every electric radiator function. Because the controller is wireless, it has the advantage of being quick and easy to install and does not require any modifications within the home.

Technical specifications

- Wireless communication via radio signals transmitted to the receiver connected to the system
- Radiofrequency communication pursuant to European standards
- Operating modes: Manual, Automatic, Comfort, Economy, Holidays
- You can activate the manual functions, automatic and holiday
- Can be set comfort temperature of 5°C to 30°C
- Optional ITCS (Intelligent Temperature Control System)
- Open window detection function



JAZZ ELECTRIC
Standard White finish (cod. 01).

JAZZ ELECTRIC
height 1290 mm, lenght 500 mm. Standard White finish (cod. 01).

Technical features:

- steel towel radiator
- horizontal elements 25x20 mm rectangular steel tubes
- steel square collectors 30x30 mm section
- complete with thermal liquid
- red textile power cable, length 1200 mm, SCHUKO plug
- electronic control with integrated WiFi card
- WiFi electronic control in the same color as the radiator
- Class II, IP 24

Price included:

- 4 adjustable wall fixing brackets in the same color of the radiator

Finishes available	Surcharge
Standard White	-
Classic finished	+15%
Special finished	+25%
Other RAL colors	+40% following feasibility study

Finishing codes see page 588.

Available connection

Cod. JL

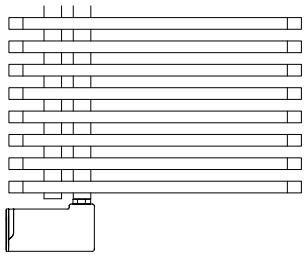

50 mm pitch on the left

Cod. JR

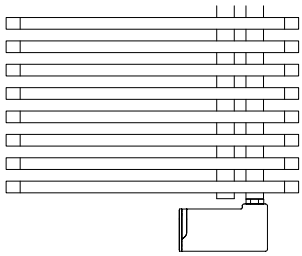

50 mm pitch on the right

NEW IN 2021. WiFi control unit *

Control your radiator remotely using the Irsap.now app available from the store (Android, iOS and Harmony OS).

Compatible with the systems:

The WiFi control, on the radiator, connects to smartphones, making product management simple and immediate, configurable by downloading the IRSAP NOW APP available from all Android and IOS stores.
This APP allows the management of multiple homes, allowing individual rooms or zones to be configured independently. The WiFi control is compatible with Apple Home, Google Home and Alexa. As well as monitoring and setting the desired temperature, the WiFi control has the following functions:
stand-by function, key lock function, antifreeze function, HOME/AWAY function (geolocation), holiday function, detect open window function, ITCS function (Intelligence Temperature Control System), which allows you to have the exact temperature at the set time.

*** Available only for UE and CH.**



L mm	H mm	Y mm	X mm
500	890	310	440
	1290	550	520
	1770	550	920

Model	Code	Depth P mm	Height H mm	Width L mm	Weight Kg	Electric Power Watt	Price €
890 18 rails 2 espaces	**JLS050 E 01 IR 01 NNN**	68	890	500	14,7	**500**	**650,00**
1290 28 rails 2 espaces	**JLM050 E 01 IR 01 NNN**	68	1290	500	21,8	**750**	**734,00**
1770 38 rails 3 espaces	**JLG050 E 01 IR 01 NNN**	68	1770	500	29,2	**1000**	**823,00**

The radiator will be supplied with the resistance always mounted on the inner collector.

Key Codes

Width
Height
Standard White colour code - for different colour codes see the colors page

J	L	S 050 E	01	IR	01	NNN

L for radiator JAZZ with connection on the left

Packing code

Width
Height
Standard White colour code - for different colour codes see the colors page

J	R	S 050 E	01	IR	01	NNN

R for radiator JAZZ with connection on the right

Packing code

Technical features:
- steel towel radiator
- horizontal elements 25x20 mm rectangular steel tubes
- steel square collectors 30x30 mm section
- The radiator is filled with a cooling liquid and is combined with a booster system of electric power of 1000 watts. This blower system provides a temperature uniform with the room in which it is installed.

Price included:
- 4 adjustable wall fixing brackets in the same color of the radiator
- Wireless remote control

Finishes available	Surcharge
Standard White	-
Classic finished	+15%
Special finished	+25%
Other RAL colors	+40% following feasibility study

Finishing codes see page 588.



Available connection

Cod. JA

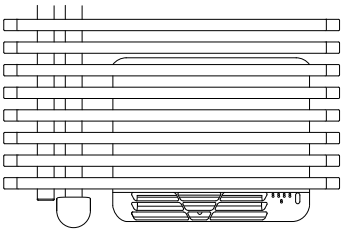

50 mm pitch on the left

Cod. JB

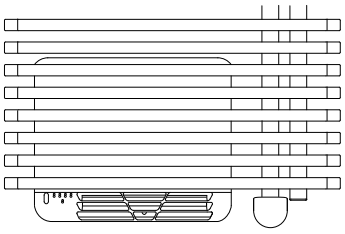

50 mm pitch on the right

Booster

MAIN CHARACTERISTICS OF AIR DIFFUSER
- ON/OFF switch
- Power supply 230 V 50 Hz, 1 ph
- Power installed = 1000 W
- Insulation: CLASSE II
- Connecting to a network equipment that comes with the phase and neutral version without plug or with Schuko plug
- Protection index: IP24
- Long electricity cable: 1.200 mm
- Electronic ambient thermostat

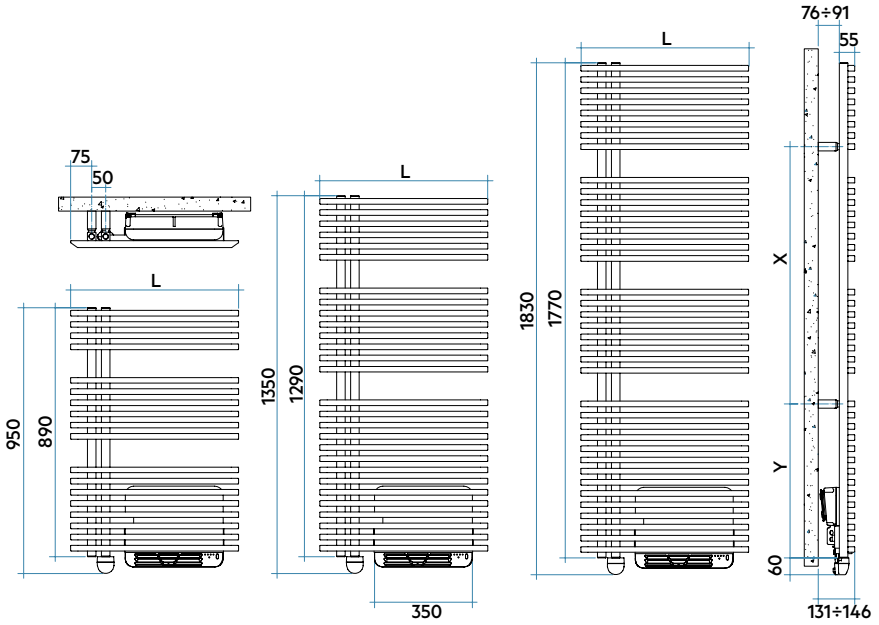

Model	Code	Depth P mm	Height H mm	Width L mm	Weight Kg	Electric Power Watt	Auxiliary heater with diffuser Watt	Price €
890 18 rails 2 espaces	**JAS060 Z 01 IR 01 NNN**	124	950	600	20,8	**400**	**+ 1000**	**869,00**
1290 28 rails 2 espaces	**JAM060 Z 01 IR 01 NNN**	124	1350	600	29,0	**750**	**+ 1000**	**982,00**
1770 38 rails 3 espaces	**JAG060 Z 01 IR 01 NNN**	124	1830	600	37,6	**1000**	**+ 1000**	**1.092,00**

The radiator will be supplied with the resistance always mounted on the inner collector.

Key Codes

Height — Width — Standard White colour code - for different colour codes see the colors page

J	A	S 060 Z	01	IR	01	NNN

A for radiator JAZZ with connection on the left — Packing code

Height — Width — Standard White colour code - for different colour codes see the colors page

J	B	S 060 Z	01	IR	01	NNN

B for radiator JAZZ with connection on the right — Packing code

Wireless Remote Control

JAZZ AIR ELECTRIC is equipped with a wireless controller that allows remote management of every electric radiator function. Because the controller is wireless, it has the advantage of being quick and easy to install and does not require any modifications within the home.

Technical specifications

- Wireless communication via radio signals transmitted to the receiver connected to the system
- Radiofrequency communication pursuant to European standards
- Operating modes: Manual, Automatic, Comfort, Economy, Holidays
- You can activate the manual functions, automatic and holiday
- Can be set comfort temperature of 5°C to 30°C
- Optional ITCS (Intelligent Temperature Control System)
- Open window detection function

SOUL ELECTRIC
height 1754 mm, lenght 550 mm. Matt Light Grey finish (cod. 8N).





SOUL ELECTRIC
Matt Light Grey finish (cod. 8N).

Technical features:

- steel towel warmer radiator with horizontal elements featuring rectangular 50x10 mm section tubes
- side round manifolds with a 30 mm diameter
- complete with thermal liquid
- red textile power cable, length 1200 mm, SCHUKO plug
- electronic control with integrated WiFi card
- WiFi electronic control in the same color as the radiator
- Class II, IP 24

Price included:

- 4 adjustable wall fixing brackets in the same color of the radiator

Finishes available	Surcharge
Standard White	-
Classic finished	+15%
Special finished	+25%
Other RAL colors	+40% following feasibility study

Finishing codes see page 588.

Available connection

Cod. SN

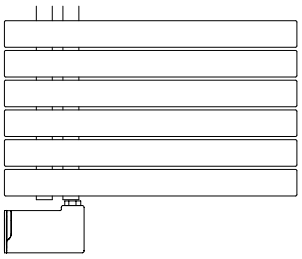

50 mm pitch on the left

Cod. SR

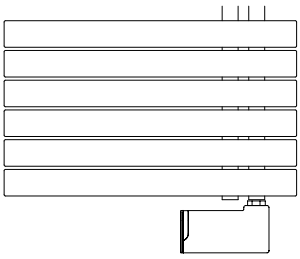

50 mm pitch on the right

NEW IN 2021. WiFi control unit *

Control your radiator remotely using the Irsap.now app available from the store (Android, iOS and Harmony OS).

Compatible with the systems:

The WiFi control, on the radiator, connects to smartphones, making product management simple and immediate, configurable by downloading the IRSAP NOW APP available from all Android and IOS stores.
This APP allows the management of multiple homes, allowing individual rooms or zones to be configured independently. The WiFi control is compatible with Apple Home, Google Home and Alexa. As well as monitoring and setting the desired temperature, the WiFi control has the following functions:
stand-by function, key lock function, antifreeze function, HOME/AWAY function (geolocation), holiday function, detect open window function, ITCS function (Intelligence Temperature Control System), which allows you to have the exact temperature at the set time.

*** Available only for UE and CH.**

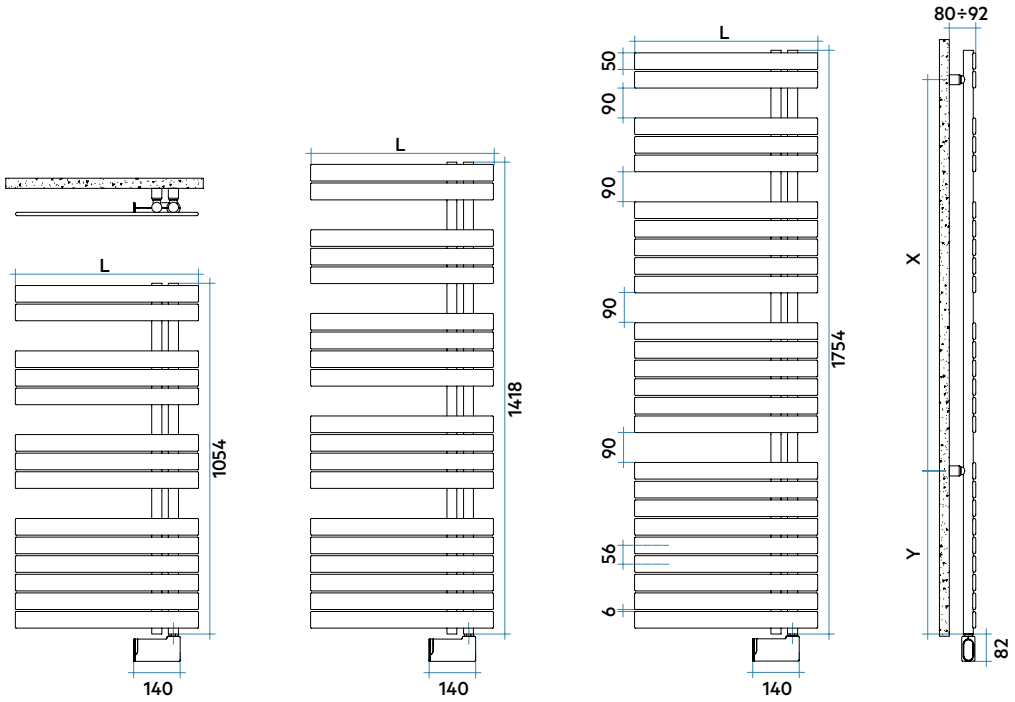

L mm	H mm	Y mm	X mm
550	1054	322	644
	1418	322	1008
	1754	490	1176

Model	Code	Depth P mm	Height H mm	Width L mm	Weight Kg	Electric Power Watt	Price €
1054 14 rails 3 espaces	**SNM055 E 01 IR 01 NNN**	50	1054	550	13,6	**500**	**509,00**
1418 19 rails 4 espaces	**SNL055 E 01 IR 01 NNN**	50	1418	550	18,3	**750**	**557,00**
1754 25 tubi 4 intervalli	**SNG055 E 01 IR 01 NNN**	50	1754	550	23,7	**1000**	**650,00**

The radiator will be supplied with the resistance always mounted on the inner collector.

Key Codes

Width — Standard White colour code - for different colour codes see the colors page

Height

S | N | M 055 E | 01 | IR | 01 | NNN

N for radiator SOUL with connection on the left — Packing code

Width — Standard White colour code - for different colour codes see the colors page

Height

S | R | M 055 E | 01 | IR | 01 | NNN

R for radiator SOUL with connection on the right — Packing code

Technical features:

- steel towel warmer radiator with horizontal elements featuring rectangular 50x10 mm section tubes
- side round manifolds with a 30 mm diameter
- the radiator is filled with a cooling liquid and is combined with a boostersystem of electric power of 1000 watts.

This blower system provides atemperature uniform with the room in which it is installed.

Price included:

- 4 adjustable wall fixing brackets in the same color of the radiator
- Wireless remote control

Finishes available	Surcharge
Standard White	-
Classic finished	+15%
Special finished	+25%
Other RAL colors	+40% following feasibility study

Finishing codes see page 588.

Available connection

Cod. SM

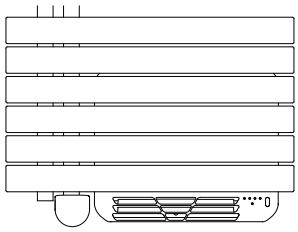

50 mm pitch on the left

Cod. SU

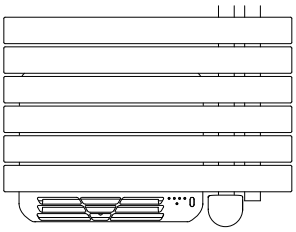

50 mm pitch on the right

Booster

MAIN CHARACTERISTICS OF AIR DIFFUSER

- ON/OFF switch
- Power supply 230 V 50 Hz, 1 ph
- Power installed = 1000 W
- Insulation: CLASSE II
- Connecting to a network equipment that comes with the phase and neutral version without plug or with Schuko plug
- Protection index: IP24
- Long electricity cable: 1.200 mm
- Electronic ambient thermostat

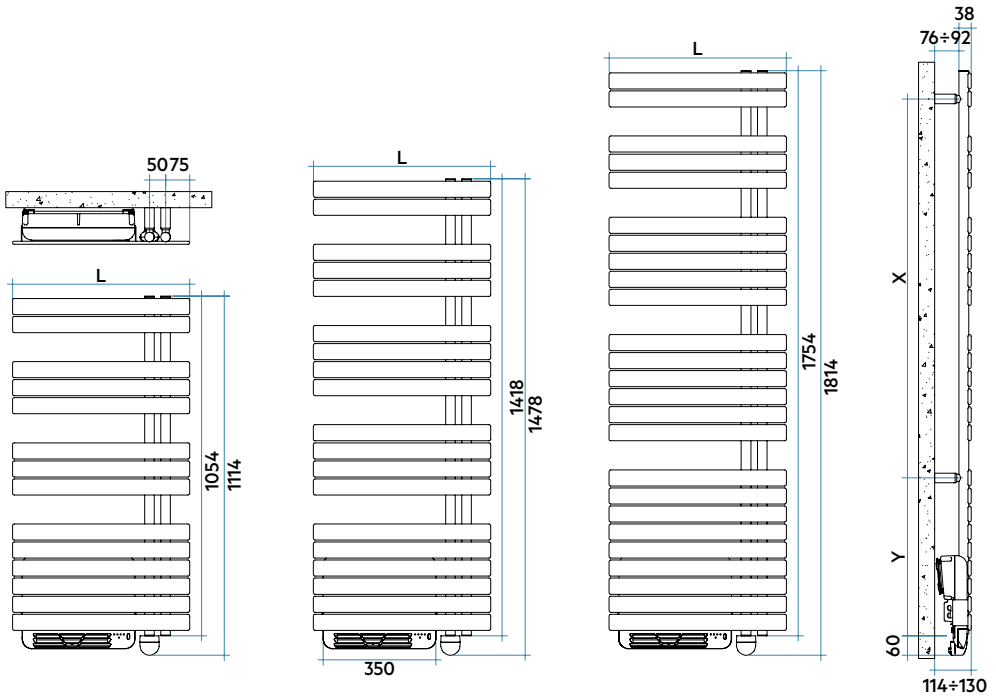

L mm	H mm	Y mm	X mm
550	1054	322	644
	1418	322	1008
	1754	490	1176

Model	Code	Depth P mm	Height H mm	Width L mm	Weight Kg	Electric Power Watt	Auxiliary heater with diffuser Watt	Price €
1054 14 rails 3 espaces	**SMM055 Z 01 IR 01 NNN**	110	1114	550	16,1	**500**	**+ 1000**	**840,00**
1418 19 rails 4 espaces	**SML055 Z 01 IR 01 NNN**	110	1478	550	20,8	**750**	**+ 1000**	**915,00**
1754 25 tubi 4 intervalli	**SMG055 Z 01 IR 01 NNN**	110	1814	550	26,2	**1000**	**+ 1000**	**1.053,00**

The radiator will be supplied with the resistance always mounted on the inner collector.

Key Codes

Width — Standard White colour code - for different colour codes see the colors page
Height

S | M | M 055 Z | 01 | IR | 01 | NNN

M for radiator SOUL with connection on the left — Packing code

Width — Standard White colour code - for different colour codes see the colors page
Height

S | U | M 055 Z | 01 | IR | 01 | NNN

U for radiator SOUL with connection on the right — Packing code

Wireless Remote Control

SOUL AIR ELECTRIC is equipped with a wireless controller that allows remote management of every electric radiator function. Because the controller is wireless, it has the advantage of being quick and easy to install and does not require any modifications within the home.

Technical specifications

- Wireless communication via radio signals transmitted to the receiver connected to the system
- Radiofrequency communication pursuant to European standards
- Operating modes: Manual, Automatic, Comfort, Economy, Holidays
- You can activate the manual functions, automatic and holiday
- Can be set comfort temperature of 5°C to 30°C
- Optional ITCS (Intelligent Temperature Control System)
- Open window detection function

FUNKY ELECTRIC
height 1810 mm, lenght 600 mm. Ivory finish (cod. 02).

FUNKY ELECTRIC
Ivory finish (cod. 02).

Technical features:

- steel towel warmer radiator with horizontal elements featuring with a 23mm diameter
- side round manifolds with a 30 mm diameter
- complete with thermal liquid
- red textile power cable, length 1200 mm, SCHUKO plug
- electronic control with integrated WiFi card
- WiFi electronic control in the same color as the radiator
- Class II, IP 24

Price included:

- 4 adjustable wall fixing brackets in the same color of the radiator

Finishes available	Surcharge
Standard White	-
Classic finished	+15%
Special finished	+25%
Other RAL colors	+40% following feasibility study

Finishing codes see page 588.

Available connection

Cod. FL

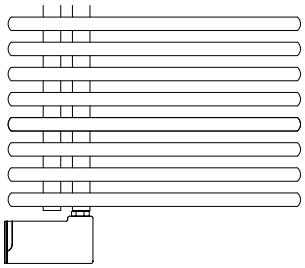

50 mm pitch on the left

Cod. FR

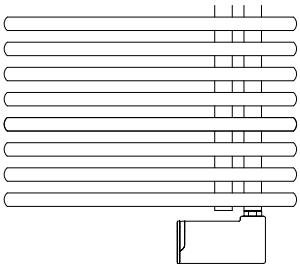

50 mm pitch on the right

NEW IN 2021. WiFi control unit *

Control your radiator remotely using the Irsap.now app available from the store (Android, iOS and Harmony OS).

Compatible with the systems:

The WiFi control, on the radiator, connects to smartphones, making product management simple and immediate, configurable by downloading the IRSAP NOW APP available from all Android and IOS stores.
This APP allows the management of multiple homes, allowing individual rooms or zones to be configured independently. The WiFi control is compatible with Apple Home, Google Home and Alexa. As well as monitoring and setting the desired temperature, the WiFi control has the following functions:
stand-by function, key lock function, antifreeze function, HOME/AWAY function (geolocation), holiday function, detect open window function, ITCS function (Intelligence Temperature Control System), which allows you to have the exact temperature at the set time.

*** Available only for UE and CH.**

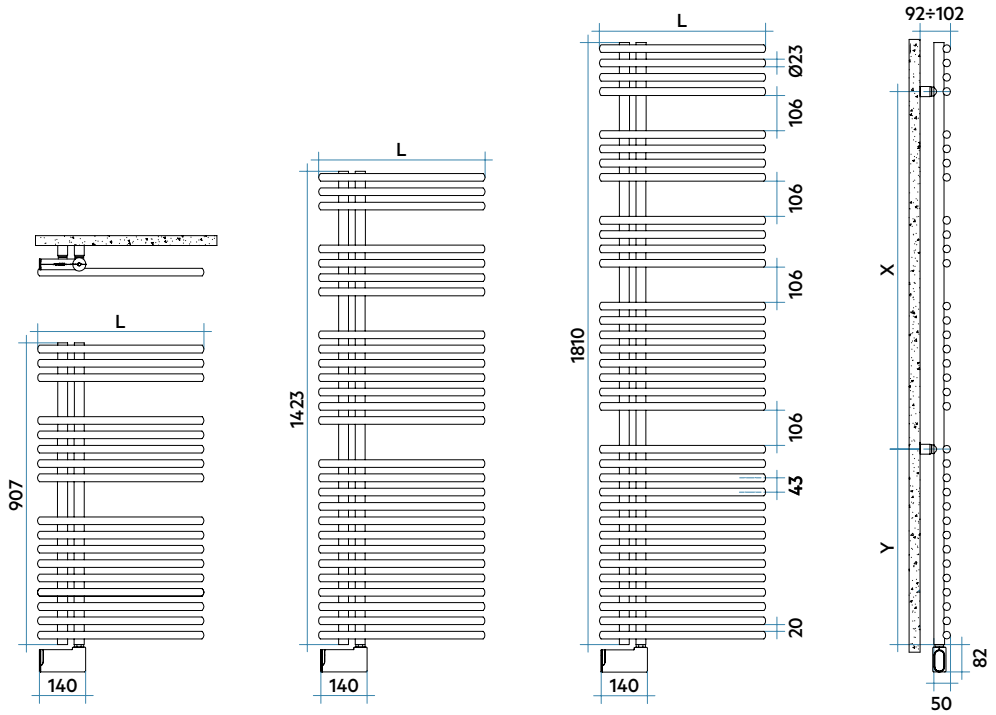

L mm	H mm	Y mm	X mm
500 600	907	372	430
	1423	544	774
	1810	587	1075

Model	Code	Depth P mm	Height H mm	Width L mm	Weight Kg	Electric Power Watt	Price €
907 17 rails 2 espaces	**FLS050 E 01 IR 01 NNN**	62	907	500	12,0	**400**	**520,00**
1423 27 rails 3 espaces	**FLL050 E 01 IR 01 NNN**	62	1423	500	18,5	**500**	**532,00**
	FLL060 E 01 IR 01 NNN	62	1423	600	21,4	**750**	**668,00**
1810 34 rails 4 espaces	**FLG060 E 01 IR 01 NNN**	62	1810	600	26,7	**1000**	**734,00**

The radiator will be supplied with the resistance always mounted on the inner collector.

Key Codes

Width — Standard White colour code - for different colour codes see the colors page
Height

F | L | S 050 E | 01 | IR | 01 | NNN

L for radiator FUNKY with connection on the left — Packing code

Width — Standard White colour code - for different colour codes see the colors page
Height

F | R | S 050 E | 01 | IR | 01 | NNN

R for radiator FUNKY with connection on the right — Packing code

Technical features:

- steel towel warmer radiator with horizontal elements featuring with a 23 mm diameter
- side round manifolds with a 30 mm diameter
- the radiator is filled with a cooling liquid and is combined with a booster system of electric power of 1000 watts.

This blower system provides atemperature uniform with the room in which it is installed.

Price included:

- 4 adjustable wall fixing brackets in the same color of the radiator
- Wireless remote control

Finishes available	Surcharge
Standard White	-
Classic finished	+15%
Special finished	+25%
Other RAL colors	+40% following feasibility study

Finishing codes see page 588.

Available connection

Cod. FA

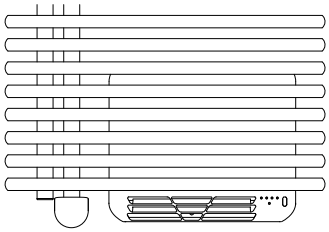

50 mm pitch on the left

Cod. FB

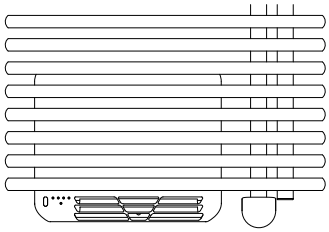

50 mm pitch on the right

Booster

MAIN CHARACTERISTICS OF AIR DIFFUSER

- ON/OFF switch
- Power supply 230 V 50 Hz, 1 ph
- Power installed = 1000 W
- Insulation: CLASSE II
- Connecting to a network equipment that comes with the phase and neutral version without plug or with Schuko plug
- Protection index: IP24
- Long electricity cable: 1.200 mm
- Electronic ambient thermostat

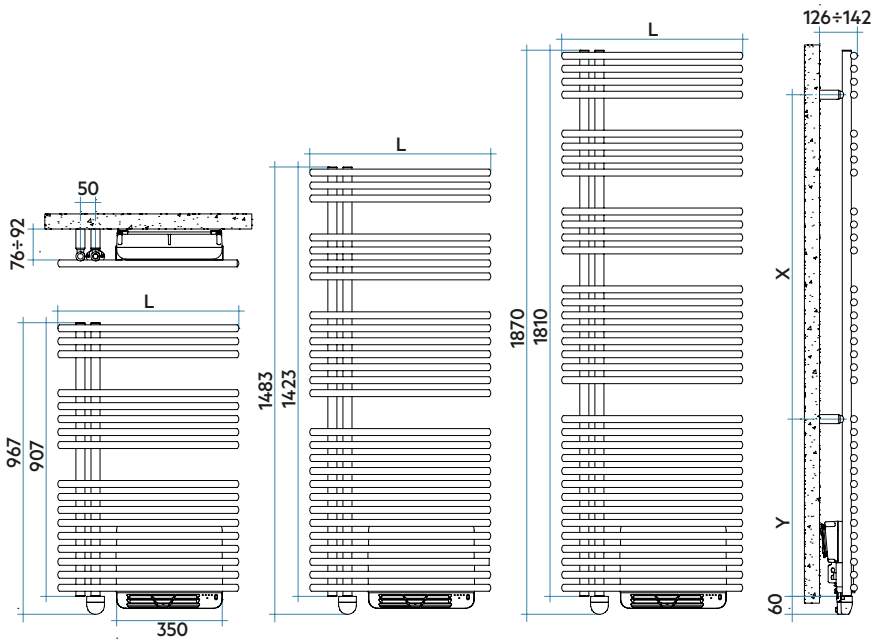

Model	Code	Depth P mm	Height H mm	Width L mm	Weight Kg	Electric Power Watt	Auxiliary heater with diffuser Watt	Price €
907 17 rails 2 espaces	**FAS060 Z 01 IR 01 NNN**	122	967	600	18,2	**500**	**+ 1000**	**703,00**
1423 27 rails 3 espaces	**FAL060 Z 01 IR 01 NNN**	122	1483	600	25,8	**750**	**+ 1000**	**863,00**
1810 34 rails 4 espaces	**FAG060 Z 01 IR 01 NNN**	122	1870	600	31,1	**1000**	**+ 1000**	**946,00**

The radiator will be supplied with the resistance always mounted on the inner collector.

Key Codes

Width — Standard White colour code - for different colour codes see the colors page
Height

F | A | S 060 Z | 01 | IR | 01 | NNN

A for radiator FUNKY with connection on the left — Packing code

Width — Standard White colour code - for different colour codes see the colors page
Height

F | B | S 060 Z | 01 | IR | 01 | NNN

B for radiator FUNKY with connection on the right — Packing code

Wireless Remote Control

FUNKY AIR ELECTRIC is equipped with a wireless controller that allows remote management of every electric radiator function. Because the controller is wireless, it has the advantage of being quick and easy to install and does not require any modifications within the home.

Technical specifications

- Wireless communication via radio signals transmitted to the receiver connected to the system
- Radiofrequency communication pursuant to European standards
- Operating modes: Manual, Automatic, Comfort, Economy, Holidays
- You can activate the manual functions, automatic and holiday
- Can be set comfort temperature of 5°C to 30°C
- Optional ITCS (Intelligent Temperature Control System)
- Open window detection function

NET ELECTRIC
height 1830 mm, lenght 500 mm. Standard White finish (cod. 01).
Designed by Synthesis

NET ELECTRIC
Standard White finish (cod. 01).

Technical features:

- steel towel warmer radiator with horizontal elements featuring rectangulartubes 20x25 mm section
- side round manifolds with a 30 mm diameter
- complete with thermal liquid
- electric heater provided with wireless electronic control
- in addition to setting the desired temperature and keeping it under control,the wireless control performs the following functions: Comfort function,reduced nighttime use, anti-freeze, and programmed stopping
- single phase power supply 220 - 230 V, 50 Hz, Class II, IP 44
- long electricity cable 1.200 mm, lower right side cable outlet, SCHUKO plug

Finishes available	Surcharge
Standard White	-
Classic finished	+15%
Special finished	+25%
Other RAL colors	+40% following feasibility study

Finishing codes see page 588.

Price included:

- 4 adjustable wall fixing brackets in the same color as the radiator

Wireless Remote Control

NET Electric is equipped with a wireless controller that allows remote management of every electric radiator function.
Because the controller is wireless, it has the advantage of being quick and easy to install and does not require any modifications within the home.

Technical specifications

- Wireless communication via radio signals transmitted to the receiver connected to the system.
- Approx. 30-50 metre range in residential environments (868 MHz).
- Radiofrequency communication pursuant to European standards.
- Optional ITCS (Intelligent Temperature Control System)
- Open window detection function.

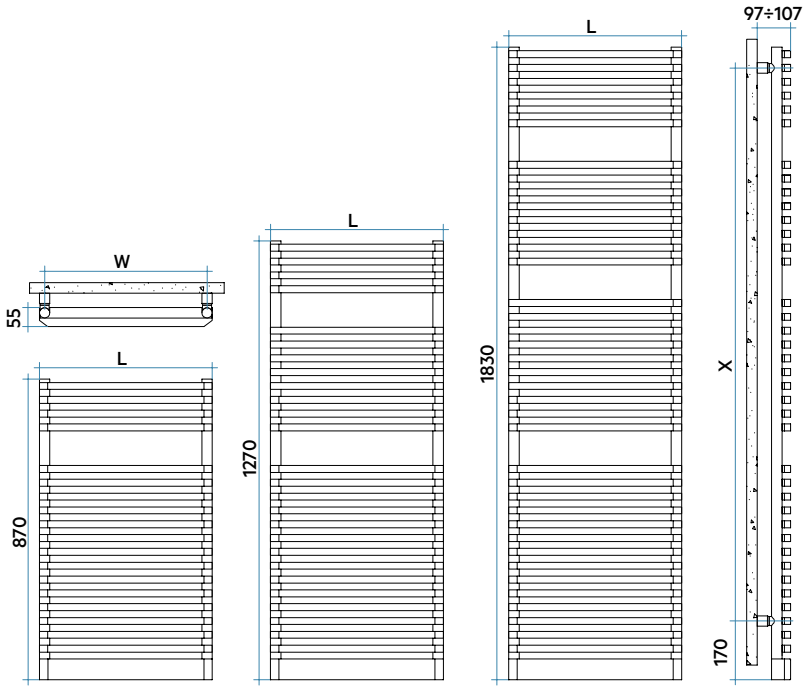

H mm	L mm	X mm	W mm
870	500	640	470
1270	500	1040	470
1830	500	1600	470

CE

Model	Code	Depth P mm	Height H mm	Width L mm	Weight Kg	Electric Power Watt	Price €
870 18 rails 1 espace	**NDS050 Z 01 IR 01 NNN**	62	870	500	12,8	**500**	**514,00**
1270 26 rails 2 espaces	**NDM050 Z 01 IR 01 NNN**	62	1270	500	18,0	**750**	**674,00**
1830 38 rails 3 espaces	**NDE050 Z 01 IR 01 NNN**	62	1830	500	26,5	**1000**	**932,00**

Key Codes

Width — Standard White colour code - for different colour codes see the colors page

ND S 050 Z | 01 | IR | 01 | NNN

Height — Packing code

Technical features:
- steel towel warmer radiator
- horizontal elements featuring rectangular tubes 20x25 mm section
- side round manifolds with a 30 mm diameter
- the radiator is filled with a cooling liquid and is combined with a booster system of electric power of 1000 watts.

This blower system provides a uniform temperature as the room in which it is installed.

Price included:
- 4 adjustable wall fixing brackets in the same color of the radiator
- Wireless remote control

Finishes available	Surcharge
Standard White	-
Classic finished	+15%
Special finished	+25%
Other RAL colors	+40% following feasibility study

Finishing codes see page 588.

Booster

MAIN CHARACTERISTICS OF AIR DIFFUSER
- ON/OFF switch
- Power supply 230 V 50 Hz, 1 ph
- Power installed = 1000 W
- Insulation: CLASSE II
- Connecting to a network equipment that comes with the phase and neutral version without plug or with Schuko plug
- Protection index: IP24
- Long electricity cable: 1.200 mm
- Electronic ambient thermostat

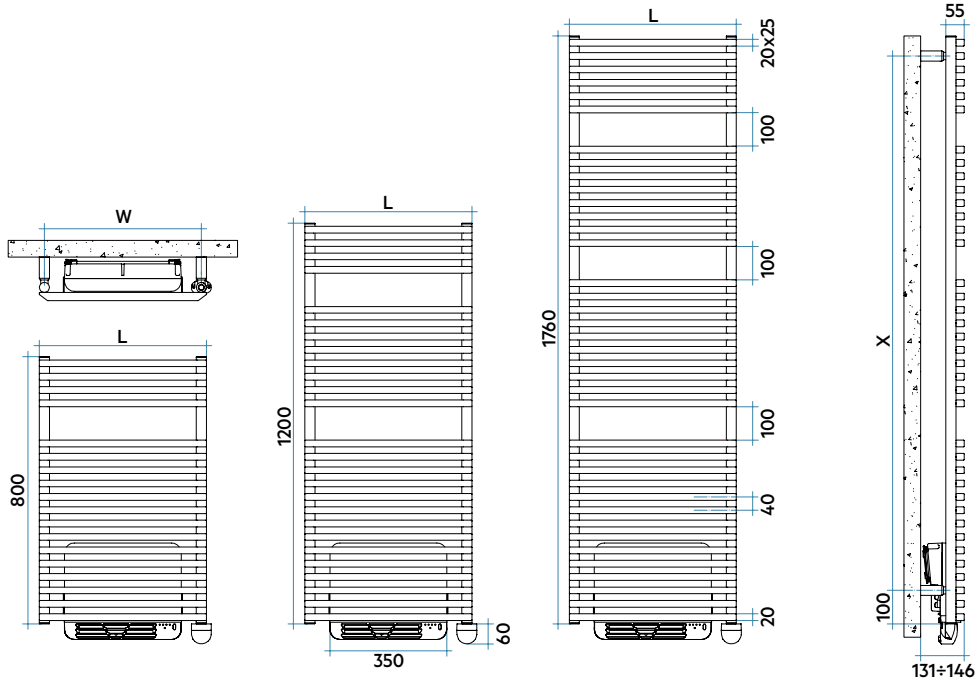

Model	Code	Depth P mm	Height H mm	Width L mm	Weight Kg	Electric Power Watt	Auxiliary heater with diffuser Watt	Price €
800 18 rails 1 espace	**NRS050 Z 01 IR 01 NNN**	124	860	500	15,0	**500**	**+ 1000**	**717,00**
1200 26 rails 2 espaces	**NRM050 Z 01 IR 01 NNN**	124	1260	500	20,5	**750**	**+ 1000**	**803,00**
1760 38 rails 3 espaces	**NRE050 Z 01 IR 01 NNN**	124	1820	500	28,7	**1000**	**+ 1000**	**946,00**

The radiator will be supplied with the resistance always mounted on the inner collector.

Key Codes

Width — Standard White colour code - for different colour codes see the colors page

NR S 050 Z | 01 | IR | 01 | NNN

Height — Packing code

Wireless Remote Control

NET AIR ELECTRIC is equipped with a wireless controller that allows remote management of every electric radiator function. Because the controller is wireless, it has the advantage of being quick and easy to install and does not require any modifications within the home.

Technical specifications

- Wireless communication via radio signals transmitted to the receiver connected to the system
- Radiofrequency communication pursuant to European standards
- Operating modes: Manual, Automatic, Comfort, Economy, Holidays
- You can activate the manual functions, automatic and holiday
- Can be set comfort temperature of 5°C to 30°C
- Optional ITCS (Intelligent Temperature Control System)
- Open window detection function

QUADRÉ ELECTRIC
height 1517 mm, lenght 530 mm. Ivory finish (cod. 02).

QUADRÉ ELECTRIC
Ivory finish (cod. 02).

Technical features:
- electric steel towel warmer radiator
- side manifolds with 30x30 mm square section
- horizontal tubes with 25x20 mm rectangular section
- complete with heating liquid
- red textile power cable, length 1200 mm, lower right side cable outlet, SCHUKO plug

Price included:
- wall brackets
- The model with WiFi electronic control, type E, includes the electronics in the same finish as the radiator

Finishes available	Surcharge
Standard White	-
Classic finished	+15%
Special finished	+25%
Other RAL colors	+40% following feasibility study

Finishing codes see page 588.

NEW IN 2021 *

Control your radiator remotely using the Irsap.now app available from the store (Android, iOS and Harmony OS).
Compatible with the systems:

*** Available only for UE and CH.**

Electric heaters available

ELECTRIC HEATING ELEMENT WITH ON/OFF SWITCH (TYPE I)

Electric heating element with built-in ON/OFF switch. Insulation class: I.
Protection index: IP54.
The electronics are supplied in Standard White color (cod. 01) for white radiators; chrome for colored radiators.

ELECTRIC HEATING ELEMENT WITH REGULATOR TO CONTROL THE INTERNAL TEMPERATURE OF THE FLUID (TYPE K)

Electric heating element with 4-pole connector with electronic thermostat for regulating the temperature of the internal fluid.
Insulation class: I.
Protection index: IP44.
The electronics are supplied in Standard White color (cod. 01) for white radiators; chrome for colored radiators.

ELECTRIC HEATING ELEMENT WITH IR ELECTRONIC CONTROL (TYPE H)

RF Wireless digital electronic control for regulating the ambient temperature, programmable weekly.
Insulation class: II.
Protection index: IP44.
The electronics are supplied in Standard White color (cod. 01) for white radiators; chrome for colored radiators.

ELECTRIC HEATING ELEMENT WITH WI-FI ELECTRONIC CONTROL (TYPE E)

WiFi electronic control for regulating the ambient temperature, programmable weekly.
Insulation class: II.
Protection index: IP24.
The electronics are available in the same color finish as the radiator.

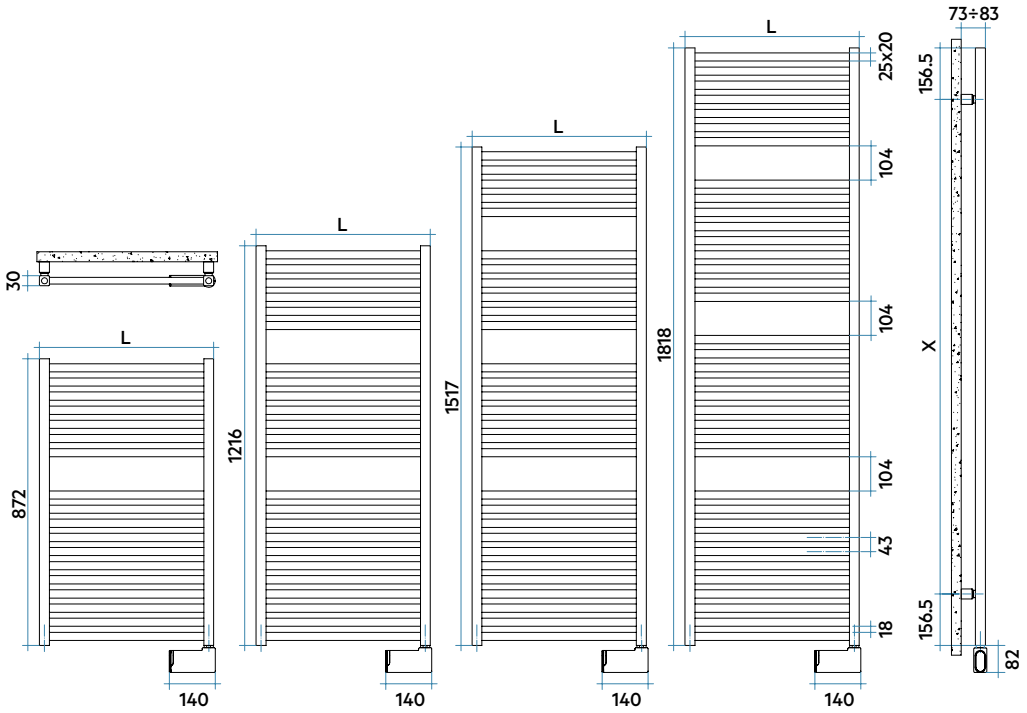

L mm	H mm	X mm
530	872	559
	1216	903
	1517	1204
	1818	1505

QUADRÈ ELECTRIC WITH SWITCH (I)

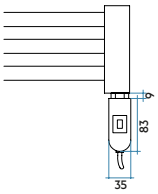

Model	Code	Depth	Height	Width	Weight	Electric Power	Price
		P mm	H mm	L mm	Kg	Watt	€ (I)
872 - 18 rails - 1 espace	**QSS053 I 01 IR 01 NNN**	42	872	530	13,9	**400**	**261,00**
1216 - 24 rails - 2 espaces	**QSM053 I 01 IR 01 NNN**	42	1216	530	18,4	**600**	**357,00**
1517 - 29 rails - 3 espaces	**QSL053 I 01 IR 01 NNN**	42	1517	530	22,4	**700**	**457,00**
1818 - 36 rails - 3 espaces	**QSE053 I 01 IR 01 NNN**	42	1818	530	27,8	**800**	**554,00**

QUADRÈ ELECTRIC WITH REGULATOR TO CONTROL THE INTERNAL TEMPERATURE OF THE FLUID (K)

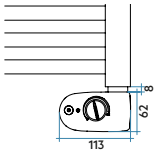

Model	Code	Depth	Height	Width	Weight	Electric Power	Price
		P mm	H mm	L mm	Kg	Watt	€ (K)
872 - 18 rails - 1 espace	**QSS053 K 01 IR 01 NNN**	42	872	530	14,0	**400**	**280,00**
1216 - 24 rails - 2 espaces	**QSM053 K 01 IR 01 NNN**	42	1216	530	18,5	**600**	**376,00**
1517 - 29 rails - 3 espaces	**QSL053 K 01 IR 01 NNN**	42	1517	530	22,5	**700**	**475,00**
1818 - 36 rails - 3 espaces	**QSE053 K 01 IR 01 NNN**	42	1818	530	27,9	**800**	**573,00**

QUADRÈ ELECTRIC WITH ELECTRONIC CONTROL (H)

ECO

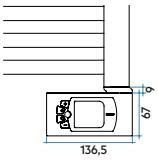

Model	Code	Depth	Height	Width	Weight	Electric Power	Price
		P mm	H mm	L mm	Kg	Watt	€ (H)
872 - 18 rails - 1 espace	**QSS053 H 01 IR 01 NNN**	42	872	530	14,1	**400**	**299,00**
1216 - 24 rails - 2 espaces	**QSM053 H 01 IR 01 NNN**	42	1216	530	18,6	**600**	**395,00**
1517 - 29 rails - 3 espaces	**QSL053 H 01 IR 01 NNN**	42	1517	530	22,6	**700**	**493,00**
1818 - 36 rails - 3 espaces	**QSE053 H 01 IR 01 NNN**	42	1818	530	28,1	**800**	**591,00**

QUADRÈ ELECTRIC WITH WI-FI ELECTRONIC CONTROL (E)

ECO

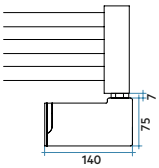

Model	Code	Depth	Height	Width	Weight	Electric Power	Price
		P mm	H mm	L mm	Kg	Watt	€ (E)
872 - 18 rails - 1 espace	**QSS053 E 01 IR 01 NNN**	42	872	530	14,4	**400**	**328,00**
1216 - 24 rails - 2 espaces	**QSM053 E 01 IR 01 NNN**	42	1216	530	18,9	**600**	**424,00**
1517 - 29 rails - 3 espaces	**QSL053 E 01 IR 01 NNN**	42	1517	530	22,9	**700**	**522,00**
1818 - 36 rails - 3 espaces	**QSE053 E 01 IR 01 NNN**	42	1818	530	28,4	**800**	**619,00**

Key Codes

Width — Standard White colour code - for different colour codes see the colors page

QS S 053 I | 01 | IR | 01 | NNN

Height — Packing code

XILO ELECTRIC
height 1744 mm, lenght 606 mm. Strawberry Red finish (cod. Y3).



XILO ELECTRIC
Strawberry Red finish (cod. Y3).

Technical features:

- steel towel warmer radiator with horizontal elements featuring rectangulartubes 20x25 mm section
- side round manifolds with a 30 mm diameter
- complete with thermal liquid
- red textile power cable, lenght 1200 mm, SCHUKO plug
- electronic control with integrated WiFi card
- WiFi electronic control in the same color as the radiator
- class II, IP24

Price included:

- 4 adjustable wall fixing brackets in the same color as the radiator
- The model with WiFi electronic control, type E, includes the electronics in the same finish as the radiator

Finishes available	Surcharge
Standard White	-
Classic finished	+15%
Special finished	+25%
Other RAL colors	+40% following feasibility study

Finishing codes see page 588.

NEW IN 2021. WiFi control unit *

Control your radiator remotely using the Irsap.now app available from the store (Android, iOS and Harmony OS).

Compatible with the systems:

The WiFi control, on the radiator, connects to smartphones, making product management simple and immediate, configurable by downloading the IRSAP NOW APP available from all Android and IOS stores.
This APP allows the management of multiple homes, allowing individual rooms or zones to be configured independently. The WiFi control is compatible with Apple Home, Google Home and Alexa. As well as monitoring and setting the desired temperature, the WiFi control has the following functions:
stand-by function, key lock function, antifreeze function, HOME/AWAY function (geolocation), holiday function, detect open window function, ITCS function (Intelligence Temperature Control System), which allows you to have the exact temperature at the set time.

*** Available only for UE and CH.**

Electric

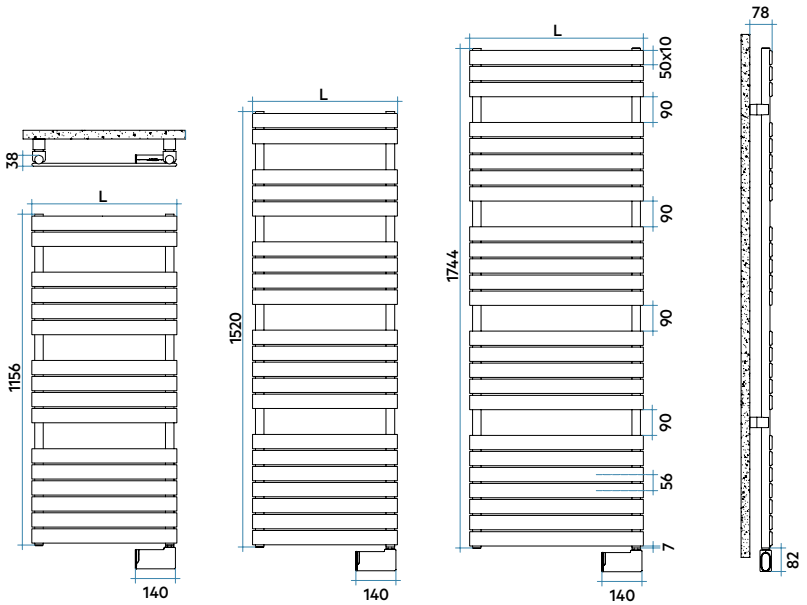

H mm	L mm	X mm	W mm
870	500	640	470
1270	500	1040	470
1830	500	1600	470

Model	Code	Depth P mm	Height H mm	Width L mm	Weight Kg	Electric Power Watt	Price €
1156 16 rails 3 espaces	**XOM050 E 01 IR 01 NNN**	38	1156	506	15,0	**500**	**570,00**
1520 21 rails 4 espaces	**XOL050 E 01 IR 01 NNN**	38	1520	506	19,6	**750**	**597,00**
	XOL060 E 01 IR 01 NNN	38	1520	606	22,4	**1000**	**652,00**
1744 25 rails 4 espaces	**XOG060 E 01 IR 01 NNN**	38	1744	606	26,4	**1200**	**788,00**

Key Codes

Width

Standard White colour code - for different colour codes see the colors page

XO M 050 E | 01 | IR | 01 | NNN

Height

Packing code

Technical features:
- electric towel warmer radiator made of steel
- horizontal elements with rectangular tubes 50x10 mm manifolds
- side manifolds with a 30 mm round section
- complete with thermal liquid and an auxiliary electrical power system that reaches 1000 Watt.

This auxiliary power system is combined with a fan to ensure the temperature set in the enviroment where it is used.

Price included:
- 4 adjustable wall fixing brackets in the same color as the radiator
- Wireless remote control

Finishes available	Surcharge
Standard White	-
Classic finished	+15%
Special finished	+25%
Other RAL colors	+40% following feasibility study

Finishing codes see page 588.

Booster

MAIN CHARACTERISTICS OF AIR DIFFUSER
- ON/OFF switch
- Power supply 230 V 50 Hz, 1 ph
- Power installed = 1000 W
- Insulation: CLASSE II
- Connecting to a network equipment that comes with the phase and neutral version without plug or with Schuko plug
- Protection index: IP24
- Long electricity cable: 1.200 mm
- Electronic ambient thermostat

XILO AIR

Electric

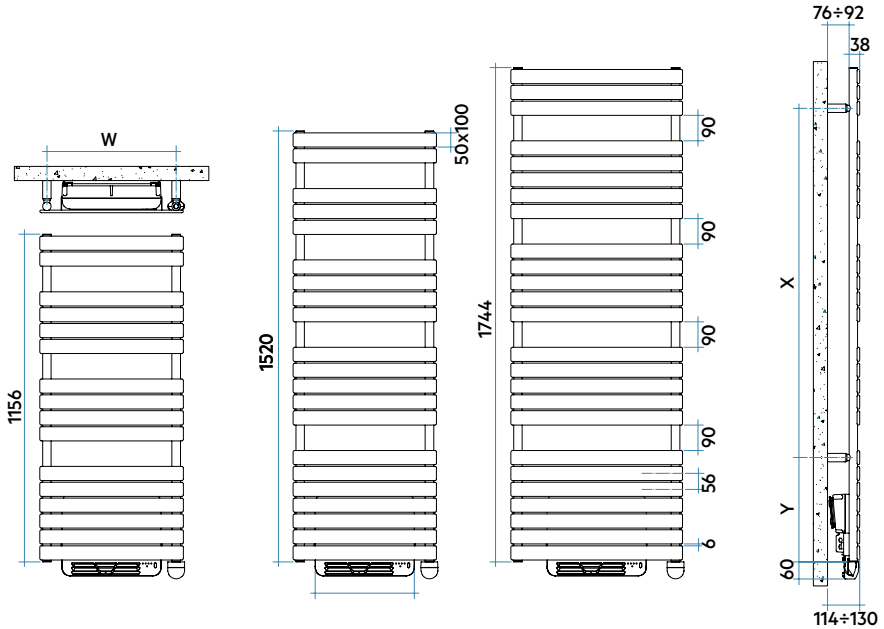

H mm	L mm	Y mm	X mm	W' mm
1156	506	312	756	456
1520	506	368	1064	456
	606	368	1064	556
1744	606	368	1232	556

Model	Code	Depth P mm	Height H mm	Width L mm	Weight Kg	Electric Power Watt	Auxiliary heater with diffuser Watt	Price €
1156 16 rails 3 espaces	**XAM050 Z 01 IR 01 NNN**	110	1216	506	17,0	**500**	**+ 1000**	**890,00**
1520 21 rails 4 espaces	**XAL050 Z 01 IR 01 NNN**	110	1580	506	21,5	**750**	**+ 1000**	**1.012,00**
	XAL060 Z 01 IR 01 NNN	110	1580	606	24,3	**1000**	**+ 1000**	**1.186,00**
1744 25 rails 4 espaces	**XAG060 Z 01 IR 01 NNN**	110	1804	606	28,3	**1200**	**+ 1000**	**1.362,00**

The Standard White radiator is combined with an air diffuser in the same colour; coloured radiators feature a chromium-plated air diffuser.
The radiator is not reversible.
The radiator will be supllied with the resistance always mounted on the right side.

Key Codes

Width — Standard White colour code - for different colour codes see the colors page

XA M 050 Z | 01 | IR | 01 | NNN

Height — Packing code

Wireless Remote Control

XILO AIR ELECTRIC is equipped with a wireless controller that allows remote management of every electric radiator function. Because the controller is wireless, it has the advantage of being quick and easy to install and does not require any modifications within the home.

Technical specifications

- Wireless communication via radio signals transmitted to the receiver connected to the system
- Radiofrequency communication pursuant to European standards
- Operating modes: Manual, Automatic, Comfort, Economy, Holidays
- You can activate the manual functions, automatic and holiday
- Can be set comfort temperature of 5°C to 30°C
- Optional ITCS (Intelligent Temperature Control System)
- Open window detection function

NOVO ELECTRIC
Manhattan Grey finish (cod. 4D).

NOVO ELECTRIC
height 1808 mm, lenght 500 mm. Manhattan Grey finish (cod. 4D).

Technical features:
- electric towel warmer radiator made of steel
- horizontal elements with round tubes 25 mm diameter
- side manifolds with a 40x30 mm semi-oval section
- complete with thermal liquid
- power cable, length 1200 mm, SCHUKO plug

Price included:
- 3 chela wall brackets
- The model with WiFi electronic control, type E, includes the electronics in the same finish as the radiator

Extension of Guarantee
Irsap guarantees only the hydraulic seal of NOVO ELECTRIC radiators for 10 years, starting from sales in 2009.

Finishes available	Surcharge
Standard White	-
Classic finished	+15%
Special finished	+25%
Other RAL colors	+40% following feasibility study

Finishing codes see page 588.

NEW IN 2021 *

Control your radiator remotely using the Irsap.now app available from the store (Android, iOS and Harmony OS).
Compatible with the systems:

*** Available only for UE and CH.**

Electric heaters available

ELECTRIC HEATING ELEMENT WITH ON/OFF SWITCH (TYPE I)

Electric heating element with built-in ON/OFF switch. Insulation class: I.
Protection index: IP54.
The electronics are supplied in Standard White color (cod. 01) for white radiators; chrome for colored radiators.

ELECTRIC HEATING ELEMENT WITH REGULATOR TO CONTROL THE INTERNAL TEMPERATURE OF THE FLUID (TYPE K)

Electric heating element with 4-pole connector with electronic thermostat for regulating the temperature of the internal fluid.
Insulation class: I.
Protection index: IP44.
The electronics are supplied in Standard White color (cod. 01) for white radiators; chrome for colored radiators.

ELECTRIC HEATING ELEMENT WITH IR ELECTRONIC CONTROL (TYPE H)

RF Wireless digital electronic control for regulating the ambient temperature, programmable weekly.
Insulation class: II.
Protection index: IP44.
The electronics are supplied in Standard White color (cod. 01) for white radiators; chrome for colored radiators.

ELECTRIC HEATING ELEMENT WITH WI-FI ELECTRONIC CONTROL (TYPE E)

WiFi electronic control for regulating the ambient temperature, programmable weekly.
Insulation class: II.
Protection index: IP24.
The electronics are available in the same color finish as the radiator.

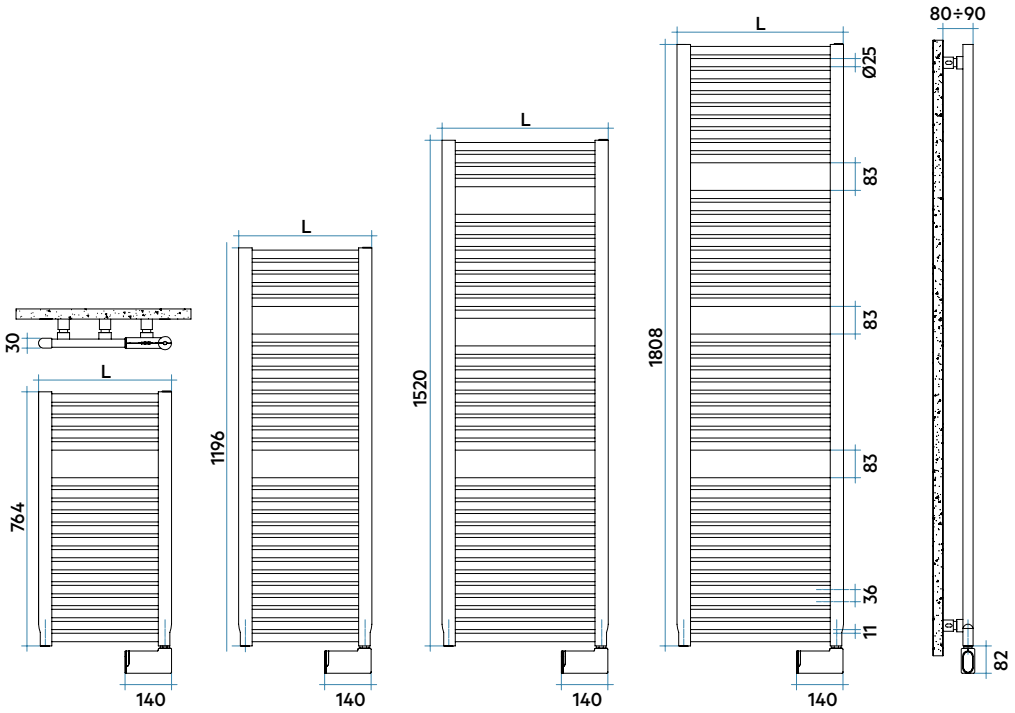

NOVO ELECTRIC WITH SWITCH (I)

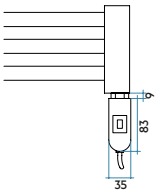

Model	Code	Depth	Height	Width	Weight	Electric Power	Price
		P mm	H mm	L mm	Kg	Watt	€ (I)
764 - 19 rails - 1 espace	**NOP050 I 01 IR 01 NNN**	30	764	500	11,1	**400**	**505,00**
1196 - 29 rails - 2 espaces	**NOM050 I 01 IR 01 NNN**	30	1196	500	16,9	**700**	**650,00**
1520 - 36 rails - 3 espaces	**NOL050 I 01 IR 01 NNN**	30	1520	500	20,9	**700**	**773,00**
1808 - 44 rails - 3 espaces	**NOG050 I 01 IR 01 NNN**	30	1808	500	25,3	**1000**	**896,00**

NOVO ELECTRIC WITH REGULATOR TO CONTROL THE INTERNAL TEMPERATURE OF THE FLUID (K)

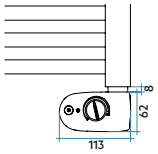

Model	Code	Depth	Height	Width	Weight	Electric Power	Price
		P mm	H mm	L mm	Kg	Watt	€ (K)
764 - 19 rails - 1 espace	**NOP050 K 01 IR 01 NNN**	30	764	500	11,0	**400**	**541,00**
1196 - 29 rails - 2 espaces	**NOM050 K 01 IR 01 NNN**	30	1196	500	16,9	**700**	**686,00**
1520 - 36 rails - 3 espaces	**NOL050 K 01 IR 01 NNN**	30	1520	500	21,0	**700**	**809,00**
1808 - 44 rails - 3 espaces	**NOG050 K 01 IR 01 NNN**	30	1808	500	25,3	**1000**	**932,00**

NOVO ELECTRIC WITH ELECTRONIC CONTROL (H)

ECO

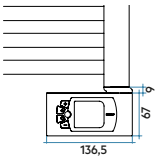

Model	Code	Depth	Height	Width	Weight	Electric Power	Price
		P mm	H mm	L mm	Kg	Watt	€ (H)
764 - 19 rails - 1 espace	**NOP050 H 01 IR 01 NNN**	30	764	500	11,4	**400**	**577,00**
1196 - 29 rails - 2 espaces	**NOM050 H 01 IR 01 NNN**	30	1196	500	17,2	**700**	**721,00**
1520 - 36 rails - 3 espaces	**NOL050 H 01 IR 01 NNN**	30	1520	500	21,3	**700**	**845,00**
1808 - 44 rails - 3 espaces	**NOG050 H 01 IR 01 NNN**	30	1808	500	25,7	**1000**	**967,00**

NOVO ELECTRIC WITH WI-FI ELECTRONIC CONTROL (E)

ECO

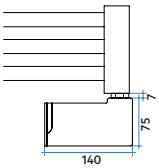

Model	Code	Depth	Height	Width	Weight	Electric Power	Price
		P mm	H mm	L mm	Kg	Watt	€ (E)
764 - 19 rails - 1 espace	**NOP050 E 01 IR 01 NNN**	30	764	500	11,7	**400**	**748,00**
1196 - 29 rails - 2 espaces	**NOM050 E 01 IR 01 NNN**	30	1196	500	17,5	**700**	**894,00**
1520 - 36 rails - 3 espaces	**NOL050 E 01 IR 01 NNN**	30	1520	500	21,6	**700**	**1.015,00**
1808 - 44 rails - 3 espaces	**NOG050 E 01 IR 01 NNN**	30	1808	500	26,0	**1000**	**1.137,00**

Key Codes

Width

Standard White colour code - for different colour codes see the colors page

NO P 050 I	01	IR	01	NNN

Height

Packing code

NOVO CHROME-PLATED ELECTRIC
height 1808 mm, lenght 750 mm. Chrome-plated finish (cod. 50).

NOVO CHROME-PLATED ELECTRIC
Chrome-plated finish (cod. 50).

Technical features:
- electric towel warmer radiator made of steel
- horizontal elements with round tubes 23 mm diameter
- side manifolds with a 40x30 mm semi-oval section
- complete with thermal liquid
- power cable, length 1200 mm, SCHUKO plug

Price included:
- 3 chela wall brackets

Extension of Guarantee
Irsap guarantees only the hydraulic seal of NOVO Chrome-plated ELECTRIC radiators for 10 years, starting from sales in 2009.

Finishes available	Surcharge
Chrome-plated (cod. 50)	-

NEW IN 2021 *

Control your radiator remotely using the Irsap.now app available from the store (Android, iOS and Harmony OS).
Compatible with the systems:

*** Available only for UE and CH.**

Electric heaters available

ELECTRIC HEATING ELEMENT WITH ON/OFF SWITCH (TYPE I)

Electric heating element with built-in ON/OFF switch. Insulation class: I.
Protection index: IP54.
The electronics are supplied in glossy chrome color.

ELECTRIC HEATING ELEMENT WITH REGULATOR TO CONTROL THE INTERNAL TEMPERATURE OF THE FLUID (TYPE K)

Electric heating element with 4-pole connector with electronic thermostat for regulating the temperature of the internal fluid. Insulation class: I.
Protection index: IP44.
The electronics are supplied in glossy chrome color.

ELECTRIC HEATING ELEMENT WITH IR ELECTRONIC CONTROL (TYPE H)

RF Wireless digital electronic control for regulating the ambient temperature, programmable weekly.
Insulation class: II.
Protection index: IP44.
The electronics are supplied in glossy chrome color.

ELECTRIC HEATING ELEMENT WITH WI-FI ELECTRONIC CONTROL (TYPE E)

WiFi electronic control for regulating the ambient temperature, programmable weekly.
Insulation class: II.
Protection index: IP24.

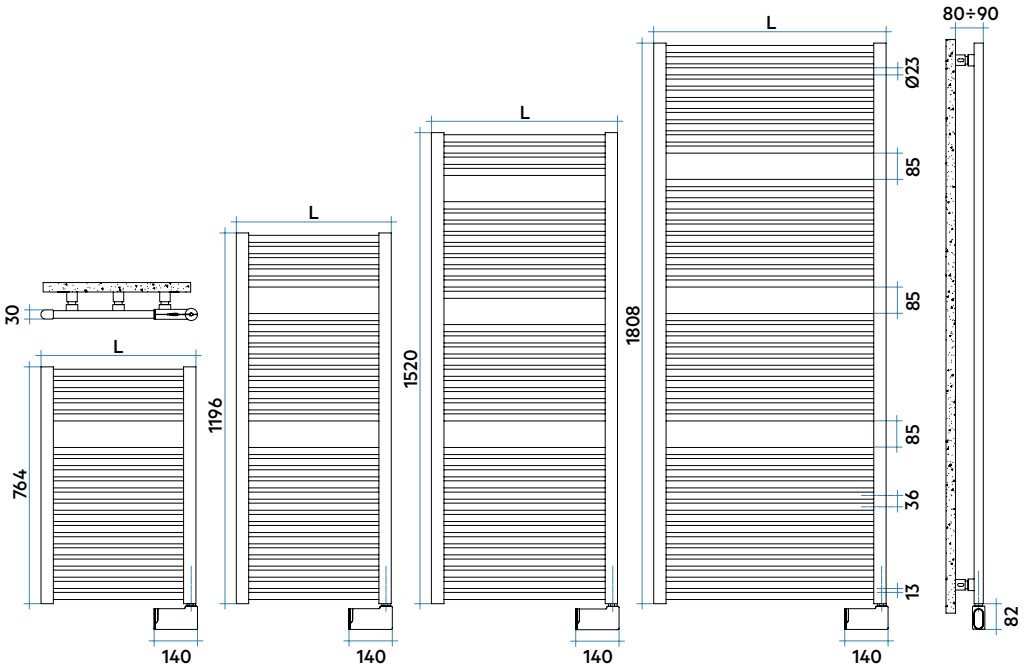

NOVO CHROME-PLATED ELECTRIC WITH SWITCH (I)

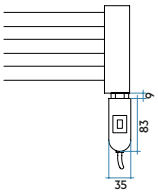

Model	Code	Depth	Height	Width	Weight	Electric Power	Price
		P mm	H mm	L mm	Kg	Watt	€ (I)
764 - 19 rails - 1 espace	**NLP050 I 50 IR 01 NNN**	30	764	500	10,2	**300**	**1.018,00**
1196 - 29 rails - 2 espaces	**NLM050 I 50 IR 01 NNN**	30	1196	500	15,4	**400**	**1.382,00**
1520 - 36 rails - 3 espaces	**NLL060 I 50 IR 01 NNN**	30	1520	600	22,2	**700**	**2.195,00**
1808 - 44 rails - 3 espaces	**NLG075 I 50 IR 01 NNN**	30	1808	750	37,6	**1000**	**2.409,00**

NOVO CHROME-PLATED ELECTRIC WITH REGULATOR TO CONTROL THE INTERNAL TEMPERATURE OF THE FLUID (K)

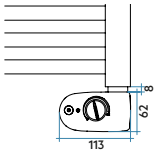

Model	Code	Depth	Height	Width	Weight	Ele ctric Power	Price
		P mm	H mm	L mm	Kg	Watt	€ (K)
764 - 19 rails - 1 espace	**NLP050 K 50 IR 01 NNN**	30	764	500	10,5	**300**	**1.065,00**
1196 - 29 rails - 2 espaces	**NLM050 K 50 IR 01 NNN**	30	1196	500	15,9	**400**	**1.429,00**
1520 - 36 rails - 3 espaces	**NLL060 K 50 IR 01 NNN**	30	1520	600	23,1	**700**	**2.242,00**
1808 - 44 rails - 3 espaces	**NLG075 K 50 IR 01 NNN**	30	1808	750	33,7	**1000**	**2.457,00**

NOVO CHROME-PLATED ELECTRIC WITH ELECTRONIC CONTROL (H)

ECO

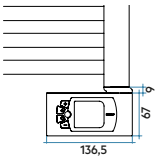

Model	Code	Depth	Height	Width	Weight	Electric Power	Price
		P mm	H mm	L mm	Kg	Watt	€ (H)
764 - 19 rails - 1 espace	**NLP050 H 50 IR 01 NNN**	30	764	500	10,4	**300**	**1.112,00**
1196 - 29 rails - 2 espaces	**NLM050 H 50 IR 01 NNN**	30	1196	500	15,7	**400**	**1.476,00**
1520 - 36 rails - 3 espaces	**NLL060 H 50 IR 01 NNN**	30	1520	600	22,5	**700**	**2.289,00**
1808 - 44 rails - 3 espaces	**NLG075 H 50 IR 01 NNN**	30	1808	750	38,0	**1000**	**2.504,00**

NOVO CHROME-PLATED ELECTRIC WITH WI-FI ELECTRONIC CONTROL (E)

ECO

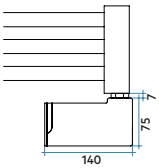

Model	Code	Depth	Height	Width	Weight	Electric Power	Price
		P mm	H mm	L mm	Kg	Watt	€ (E)
764 - 19 rails - 1 espace	**NLP050 E 50 IR 01 NNN**	30	764	500	10,7	**300**	**1.283,00**
1196 - 29 rails - 2 espaces	**NLM050 E 50 IR 01 NNN**	30	1196	500	16,0	**400**	**1.646,00**
1520 - 36 rails - 3 espaces	**NLL060 E 50 IR 01 NNN**	30	1520	600	22,9	**700**	**2.460,00**
1808 - 44 rails - 3 espaces	**NLG075 E 50 IR 01 NNN**	30	1808	750	38,3	**1000**	**2.673,00**

Key Codes

Width — Chrome-plated finish code

NL P 050 I	50	IR	01	NNN

Height — Packing code

FLAUTO ELECTRIC
Yellow finish (cod. 04).

FLAUTO ELECTRIC
height 1218 mm, lenght 506 mm. Yellow finish (cod. 04).

Technical features:

- electric towel warmer radiator made of steel
- horizontal elements with round tubes 18 mm diameter
- side manifolds with a 30 mm round section
- complete with thermal liquid
- power cable, length 1200 mm, SCHUKO plug

Price included:

- 4 chela wall brackets
- The model with WiFi electronic control, type E, includes the electronics in the same finish as the radiator

Finishes available	Surcharge
Standard White	-
Classic finished	+15%
Special finished	+25%
Other RAL colors	+40% following feasibility study

Finishing codes see page 588.

Electric heaters available

ELECTRIC HEATING ELEMENT WITH IR ELECTRONIC CONTROL (TYPE H)

RF Wireless digital electronic control for regulating the ambient temperature, programmable weekly.
Insulation class: II.
Protection index: IP44.
The electronics are supplied in Standard White color (cod. 01) for white radiators; chrome for colored radiators.

ELECTRIC HEATING ELEMENT WITH WI-FI ELECTRONIC CONTROL (TYPE E)

WiFi electronic control for regulating the ambient temperature, programmable weekly.
Insulation class: II.
Protection index: IP24.
The electronics are available in the same color finish as the radiator.

NEW IN 2021 *

Control your radiator remotely using the Irsap.now app available from the store (Android, iOS and Harmony OS).
Compatible with the systems:

*** Available only for UE and CH.**

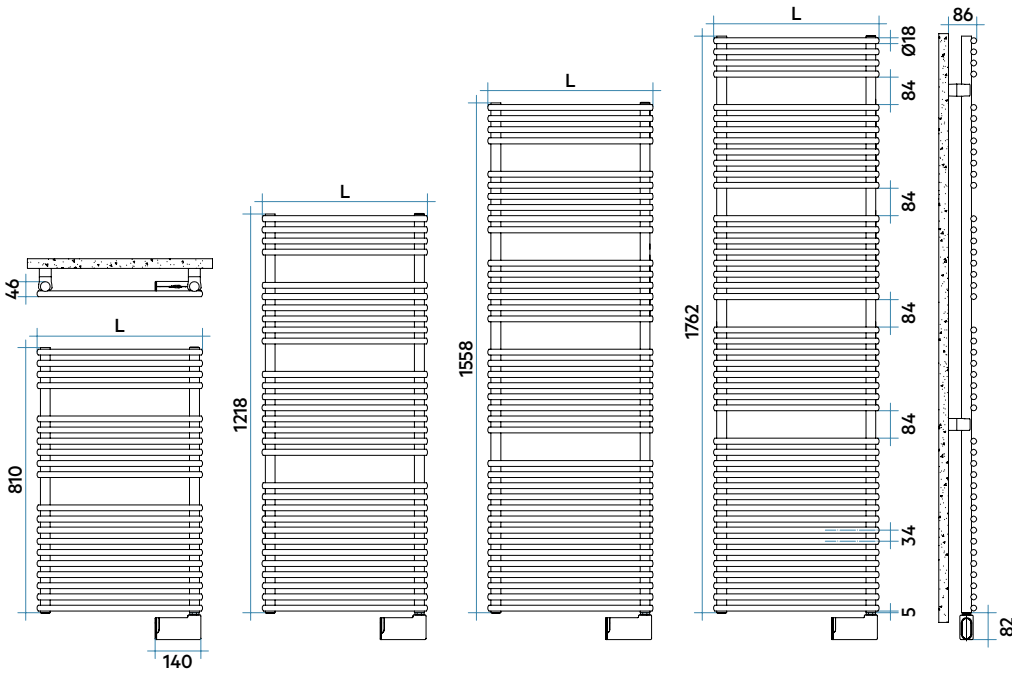

FLAUTO ELECTRIC WITH ELECTRONIC CONTROL (H)

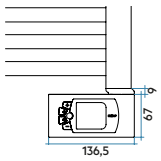

Model	Code	Depth	Height	Width	Weight	Electric Power	Price
		P mm	H mm	L mm	Kg	Watt	€ (H)
810 - 20 rails - 2 espace	**FTP050 H 01 IR 01 NNN**	46	810	506	9,4	**400**	**674,00**
1218 - 30 rails - 3 espaces	**FTM050 H 01 IR 01 NNN**	46	1218	506	13,8	**600**	**832,00**
1158 - 38 rails - 4 espaces	**FTL050 H 01 IR 01 NNN**	46	1558	506	17,5	**800**	**991,00**
1762 - 44 rails - 4 espaces	**FTG050 H 01 IR 01 NNN**	46	1762	506	20,0	**1000**	**1.504,00**

FLAUTO ELECTRIC WITH WI-FI ELECTRONIC CONTROL (E)

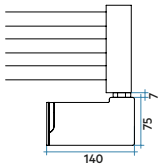

Model	Code	Depth	Height	Width	Weight	Electric Power	Price
		P mm	H mm	L mm	Kg	Watt	€ (E)
810 - 20 rails - 2 espace	**FTP050 E 01 IR 01 NNN**	46	810	506	9,8	**400**	**868,00**
1218 - 30 rails - 3 espaces	**FTM050 E 01 IR 01 NNN**	46	1218	506	14,2	**600**	**1.026,00**
1158 - 38 rails - 4 espaces	**FTL050 E 01 IR 01 NNN**	46	1558	506	17,9	**800**	**1.188,00**
1762 - 44 rails - 4 espaces	**FTG050 E 01 IR 01 NNN**	46	1762	506	20,4	**1000**	**1.699,00**

Key Codes

Width — Standard White colour code - for different colour codes see the colors page

FT P 050 H | 01 | IR | 01 | NNN

Height — Packing code

FLAUTO CHROME-PLATED ELECTRIC
height 1218 mm, lenght 506 mm. Chrome-plated finish (cod. 50).



FLAUTO CHROME-PLATED ELECTRIC
Chrome-plated finish (cod. 50).

Technical features:
- electric towel warmer radiator made of steel
- horizontal elements with round tubes 18 mm diameter
- side manifolds with a 30 mm round section
- complete with thermal liquid
- power cable, length 1200 mm, SCHUKO plug

Price included:
- 4 chela wall brackets

Finishes available	Surcharge
Chrome-plated (cod. 50)	-

Electric heaters available

ELECTRIC HEATING ELEMENT WITH IR ELECTRONIC CONTROL (TYPE H)

RF Wireless digital electronic control for regulating the ambient temperature, programmable weekly.
Insulation class: II.
Protection index: IP44.
The electronics are supplied in glossy chrome color.

ELECTRIC HEATING ELEMENT WITH WI-FI ELECTRONIC CONTROL (TYPE E)

WiFi electronic control for regulating the ambient temperature, programmable weekly.
Insulation class: II.
Protection index: IP24.

NEW IN 2021 *

Control your radiator remotely using the Irsap.now app available from the store (Android, iOS and Harmony OS).
Compatible with the systems:

*** Available only for UE and CH.**

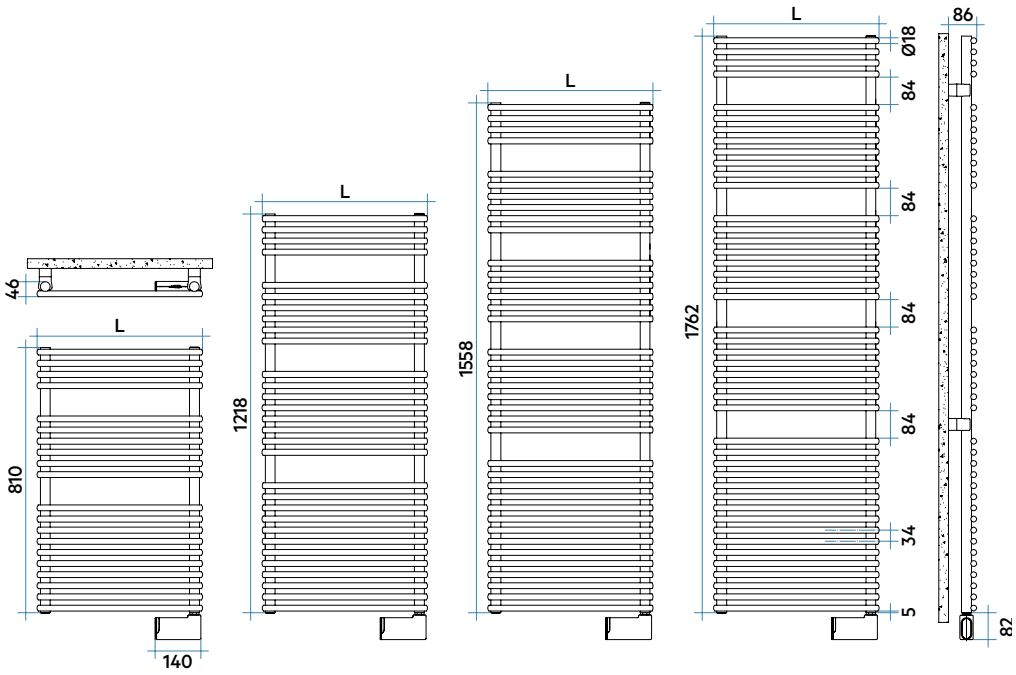

CE

ECO

FLAUTO CHROME-PLATED ELECTRIC WITH ELECTRONIC CONTROL (H)

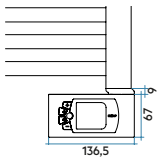

Model	Code	Depth	Height	Width	Weight	Electric Power	Price
		P mm	H mm	L mm	Kg	Watt	€ (H)
810 - 20 rails - 2 espace	**FTP050 H 50 IR 01 NNN**	46	810	506	9,4	**300**	**1.270,00**
1218 - 30 rails - 3 espaces	**FTM050 H 50 IR 01 NNN**	46	1218	506	13,8	**400**	**1.455,00**
1158 - 38 rails - 4 espaces	**FTL050 H 50 IR 01 NNN**	46	1558	506	17,5	**600**	**2.271,00**
1762 - 44 rails - 4 espaces	**FTG050 H 50 IR 01 NNN**	46	1762	506	20,0	**700**	**2.625,00**

ECO

FLAUTO CHROME-PLATED ELECTRIC WITH WI-FI ELECTRONIC CONTROL (E)

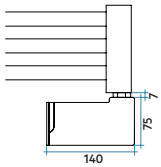

Model	Code	Depth	Height	Width	Weight	Electric Power	Price
		P mm	H mm	L mm	Kg	Watt	€ (E)
810 - 20 rails - 2 espace	**FTP050 E 50 IR 01 NNN**	46	810	506	9,7	**300**	**1.461,00**
1218 - 30 rails - 3 espaces	**FTM050 E 50 IR 01 NNN**	46	1218	506	14,2	**400**	**1.649,00**
1158 - 38 rails - 4 espaces	**FTL050 E 50 IR 01 NNN**	46	1558	506	17,8	**600**	**2.467,00**
1762 - 44 rails - 4 espaces	**FTG050 E 50 IR 01 NNN**	46	1762	506	20,4	**700**	**2.820,00**

Key Codes

Width — Chrome-plated finish code

FT P 050 H | 50 | IR | 01 | NNN

Height — Packing code

VELA ELECTRIC
height 1820 mm, lenght 560 mm. Agave finish (cod. 9N).

VELA ELECTRIC
Agave finish (cod. 9N).

Technical features:
- electric towel warmer radiator made of steel
- horizontal elements with oval tubes 50x20 mm diameter
- side manifolds with a 40x30 mm semioval section
- complete with thermal liquid
- power cable, length 1200 mm, SCHUKO plug

Price included:
- 3 chela wall brackets
- The model with WiFi electronic control, type E, includes the electronics in the same finish as the radiator

Finishes available	Surcharge
Standard White	-
Classic finished	+15%
Special finished	+25%
Other RAL colors	+40% following feasibility study

Finishing codes see page 588.

NEW IN 2021 *

Control your radiator remotely using the Irsap.now app available from the store (Android, iOS and Harmony OS).
Compatible with the systems:

*** Available only for UE and CH.**

Electric heaters available

ELECTRIC HEATING ELEMENT WITH ON/OFF SWITCH (TYPE I)

Electric heating element with built-in ON/OFF switch. Insulation class: I.
Protection index: IP54.
The electronics are supplied in Standard White color (cod. 01) for white radiators; chrome for colored radiators.

ELECTRIC HEATING ELEMENT WITH REGULATOR TO CONTROL THE INTERNAL TEMPERATURE OF THE FLUID (TYPE K)



Electric heating element with 4-pole connector with electronic thermostat for regulating the temperature of the internal fluid.
Insulation class: I.
Protection index: IP44.
The electronics are supplied in Standard White color (cod. 01) for white radiators; chrome for colored radiators.

ELECTRIC HEATING ELEMENT WITH IR ELECTRONIC CONTROL (TYPE H)

RF Wireless digital electronic control for regulating the ambient temperature, programmable weekly.
Insulation class: II.
Protection index: IP44.
The electronics are supplied in Standard White color (cod. 01) for white radiators; chrome for colored radiators.

ELECTRIC HEATING ELEMENT WITH WI-FI ELECTRONIC CONTROL (TYPE E)

WiFi electronic control for regulating the ambient temperature, programmable weekly.
Insulation class: II.
Protection index: IP24.
The electronics are available in the same color finish as the radiator.

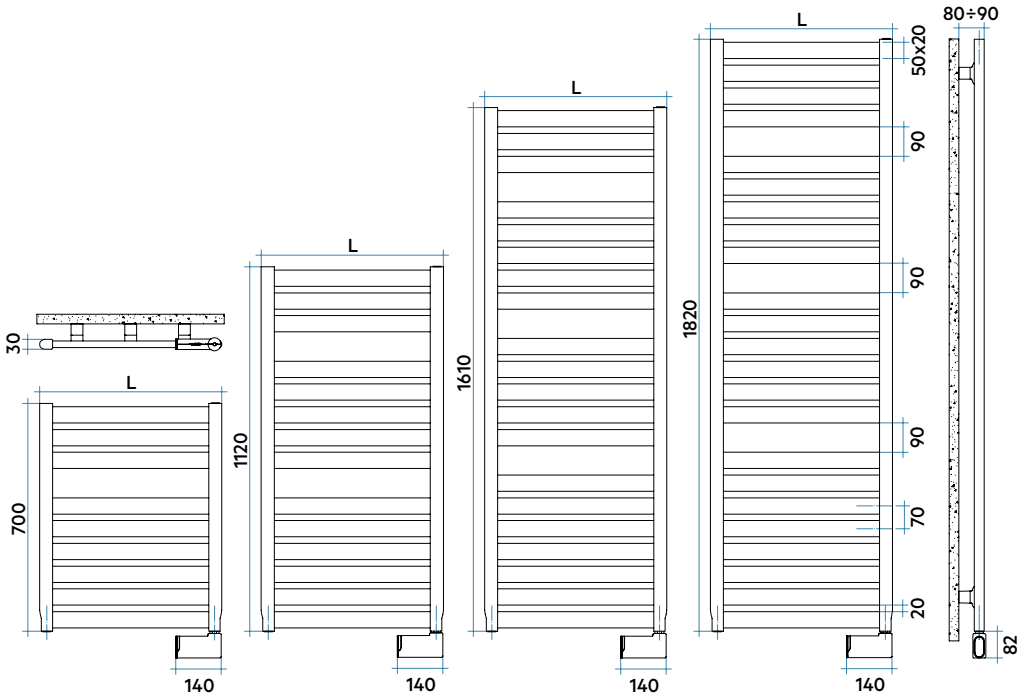

CE

VELA ELECTRIC WITH SWITCH (I)

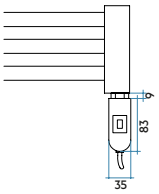

Model	Code	Depth	Height	Width	Weight	Electric Power	Price
		P mm	H mm	L mm	Kg	Watt	€ (I)
700 - 9 rails - 1 espace	**VES056 I 01 IR 01 NNN**	30	700	560	12,4	**400**	**668,00**
1120 - 14 rails - 2 espaces	**VEM056 I 01 IR 01 NNN**	30	1120	560	19,1	**400**	**860,00**
1610 - 20 rails - 3 espaces	**VEL056 I 01 IR 01 NNN**	30	1610	560	27,0	**700**	**1.042,00**
1820 - 23 rails - 3 espaces	**VEE056 I 01 IR 01 NNN**	30	1820	560	30,4	**1000**	**1.167,00**

VELA ELECTRIC WITH REGULATOR TO CONTROL THE INTERNAL TEMPERATURE OF THE FLUID (K)

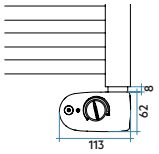

Model	Code	Depth	Height	Width	Weight	Electric Power	Price
		P mm	H mm	L mm	Kg	Watt	€ (K)
700 - 9 rails - 1 espace	**VES056 K 01 IR 01 NNN**	30	700	560	12,2	**400**	**737,00**
1120 - 14 rails - 2 espaces	**VEM056 K 01 IR 01 NNN**	30	1120	560	18,9	**400**	**925,00**
1610 - 20 rails - 3 espaces	**VEL056 K 01 IR 01 NNN**	30	1610	560	27,0	**700**	**1.106,00**
1820 - 23 rails - 3 espaces	**VEE056 K 01 IR 01 NNN**	30	1820	560	30,4	**1000**	**1.223,00**

VELA ELECTRIC WITH ELECTRONIC CONTROL (H)

ECO

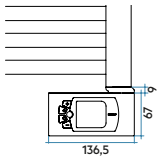

Model	Code	Depth	Height	Width	Weight	Electric Power	Price
		P mm	H mm	L mm	Kg	Watt	€ (H)
700 - 9 rails - 1 espace	**VES056 H 01 IR 01 NNN**	30	700	560	12,6	**400**	**805,00**
1120 - 14 rails - 2 espaces	**VEM056 H 01 IR 01 NNN**	30	1120	560	19,3	**400**	**990,00**
1610 - 20 rails - 3 espaces	**VEL056 H 01 IR 01 NNN**	30	1610	560	27,3	**700**	**1.170,00**
1820 - 23 rails - 3 espaces	**VEE056 H 01 IR 01 NNN**	30	1820	560	30,8	**1000**	**1.279,00**

VELA ELECTRIC WITH WI-FI ELECTRONIC CONTROL (E)

ECO

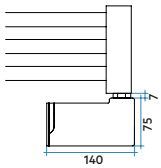

Model	Code	Depth	Height	Width	Weight	Electric Power	Price
		P mm	H mm	L mm	Kg	Watt	€ (E)
700 - 9 rails - 1 espace	**VES056 E 01 IR 01 NNN**	30	700	560	12,9	**400**	**983,00**
1120 - 14 rails - 2 espaces	**VEM056 E 01 IR 01 NNN**	30	1120	560	19,7	**400**	**1.168,00**
1610 - 20 rails - 3 espaces	**VEL056 E 01 IR 01 NNN**	30	1610	560	27,7	**700**	**1.350,00**
1820 - 23 rails - 3 espaces	**VEE056 E 01 IR 01 NNN**	30	1820	560	31,1	**1000**	**1.459,00**

Key Codes

Width

Standard White colour code - for different colour codes see the colors page

VE S 056 I | 01 | IR | 01 | NNN

Height

Packing code

BELLA ELECTRIC
4 elem., height 550 mm, lenght 532 mm. Chrome-plated finish (cod. 50).

BELLA ELECTRIC
Chrome-plated finish (cod. 50).

Technical features:
- stainless steel towel radiator
- tubes 25 mm diameter
- manifolds 25 mm diameter
- thermal fluid

Price included:
- 4 adjustable wall fixing brackets in the same color of the radiator

Characteristics:
- on/off switch
- power supply 230 V 50 Hz, 1 ph
- insulation: CLASS I, IP24
- connecting to a network equipment that comes with the phase, neutral and ground wire
- long electricity cable: 100 mm

Finishes available	Surcharge
Standard White Stainless Steel (cod. 01)	-
Chrome-plated (cod. 50)	-
Brushed Copper (cod. 5F)	-
Satin Nickel (cod. 6E)	-

Available finishes:
Tube Chrome-plated finish (cod. 50);
Ring Chrome-plated finish.

Available finishes:
Tube Standard White finish (cod. 01);
Ring Chrome-plated finish.

Finishes only for Bella

Standard White G
Cod. 01
FINISHES

Chrome-plated G
Cod. 50
FINISHES



Brushed Copper G
Cod. 5F
FINISHES

Satin Nickel G
Cod. 6E
FINISHES

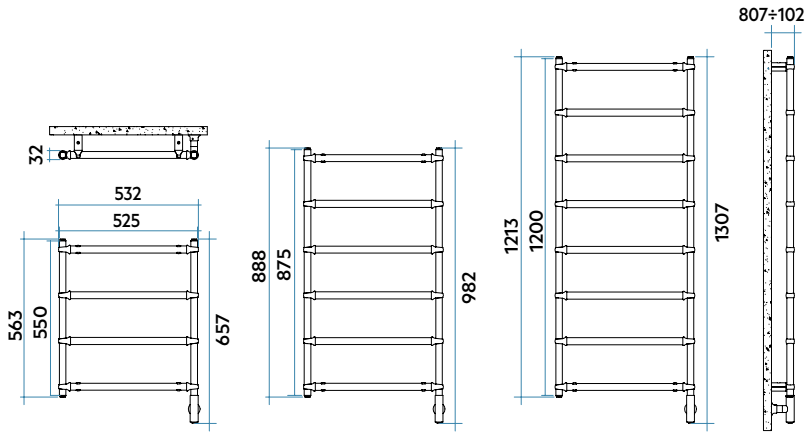

Chrome-plated - Chrome-plated / Brushed Copper - Brushed Copper / Satin Nickel - Satin Nickel

Model	Code	Depth P mm	Height H mm	Width L mm	Weight Kg	Electric Power Watt	Price €
550 4 rails 3 espaces	**BES053 I XX IR 01 NNN**	32	550	532	3,5	**150**	**631,00**
875 6 rails 5 espaces	**BEP053 I XX IR 01 NNN**	32	875	532	5,4	**150**	**1.070,00**
1200 8 rails 7 espaces	**BEM053 I XX IR 01 NNN**	32	1200	532	7,2	**250**	**1.370,00**

White / Chrome-plated

Model	Code	Depth P mm	Height H mm	Width L mm	Weight Kg	Electric Power Watt	Price €
550 4 rails 3 espaces	**BES053 I 01 IR 01 NNN**	32	550	532	3,5	**150**	**631,00**
875 6 rails 5 espaces	**BEP053 I 01 IR 01 NNN**	32	875	532	5,4	**150**	**1.070,00**
1200 8 rails 7 espaces	**BEM053 I 01 IR 01 NNN**	32	1200	532	7,2	**250**	**1.370,00**

Key Codes

Finish code option: **50** for Chrome-plated finish; **5F** for Brushed Copper finish; **6E** for Satin Nickel finish.

Width

BE S 043 I | XX | IR | 01 | NNN

Height

01

Packing code

Standard White colour code

MINUETTE ELECTRIC
height 596 mm, lenght 540 mm. Chrome-plated finish (cod. 50).

MINUETTE ELECTRIC
Chrome-plated finish (cod. 50).

Technical features:
- stainless brass towel warmer
- horizontal tubes 30 mm diameter
- side manifolds 30 mm diameter
- thermal fluid

Price included:
- 4 adjustable wall fixing brackets in the same color of the radiator

Finishes available	Surcharge
Chrome-plated (cod. 50)	-
Gold (cod. 52)	-
Brushed Copper (cod. 5F)	-
Satin Nickel (cod. 6E)	-
Brushed Bronze (cod. 54)	-

Characteristics:
- on/off switch
- power supply 230 V 50 Hz, 1 ph
- insulation: CLASS I, IP24
- connecting to a network equipment that comes with the phase, neutral and ground wire
- long electricity cable: 100 mm

Finishes only for Minuette



Brushed Bronze Ⓖ
Cod. 54
FINISHES



Brushed Copper Ⓖ
Cod. 5F
FINISHES



Gold Ⓖ
Cod. 52
FINISHES

Satin Nickel Ⓖ
Cod. 6E
FINISHES

Chrome-plated Ⓖ
Cod. 50
FINISHES

Electric

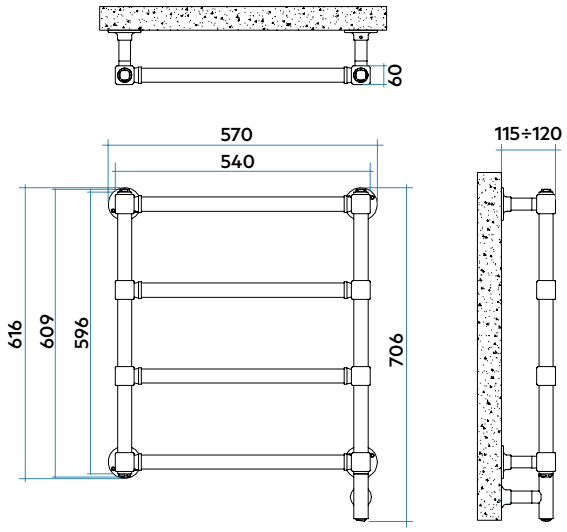

CE

Chrome-plated

Model	Code	Depth	Height	Width	Weight	Electric Power	Price
		P mm	H mm	L mm	Kg	Watt	€
596 4 rails 3 espaces	**MGS054 I 50 IR 01 NNN**	60	596	540	8,5	**150**	**1.737,00**

Brushed Bronze

Model	Code	Depth	Height	Width	Weight	Electric Power	Price
		P mm	H mm	L mm	Kg	Watt	€
596 4 rails 3 espaces	**MGS054 I 54 IR 01 NNN**	60	596	540	8,5	**150**	**2.462,00**

Gold / Brushed Copper / Satin Nickel

Model	Code	Depth	Height	Width	Weight	Electric Power	Price
		P mm	H mm	L mm	Kg	Watt	€
596 4 rails 3 espaces	**MGS054 I XX IR 01 NNN**	60	596	540	8,5	**150**	**2.608,00**

Key Codes

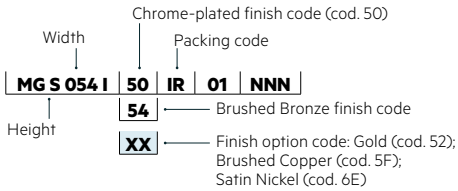

ARES ELECTRIC
height 1462 mm, lenght 580 mm. Standard White finish (cod. 01).

ARES ELECTRIC
Standard White finish (cod. 01).

Technical features:
- electric towel warmer radiator made of steel
- horizontal elements with round tubes 23 mm diameter
- side manifolds with a 40x30 mm semioval section
- complete with thermal liquid
- power cable, length 1200 mm, SCHUKO plug

Price included:
- 3 infratube for wall fixing
- The model with WiFi electronic control, type E, includes the electronics in the same finish as the radiator

Finishes available	Surcharge
Standard White	-
Classic finished	+15%
Special finished	+25%
Other RAL colors	+40% following feasibility study

Finishing codes see page 588.

NEW IN 2021 *

Control your radiator remotely using the Irsap.now app available from the store (Android, iOS and Harmony OS).
Compatible with the systems:

*** Available only for UE and CH.**

Electric heaters available

ELECTRIC HEATING ELEMENT WITH ON/OFF SWITCH (TYPE I)

Electric heating element with built-in ON/OFF switch. Insulation class: I.
Protection index: IP54.
The electronics are supplied in Standard White color (cod. 01) for white radiators; chrome for colored radiators.

ELECTRIC HEATING ELEMENT WITH REGULATOR TO CONTROL THE INTERNAL TEMPERATURE OF THE FLUID (TYPE K)

Electric heating element with 4-pole connector with electronic thermostat for regulating the temperature of the internal fluid.
Insulation class: I.
Protection index: IP44.
The electronics are supplied in Standard White color (cod. 01) for white radiators; chrome for colored radiators.

ELECTRIC HEATING ELEMENT WITH IR ELECTRONIC CONTROL (TYPE H)

RF Wireless digital electronic control for regulating the ambient temperature, programmable weekly.
Insulation class: II.
Protection index: IP44.
The electronics are supplied in Standard White color (cod. 01) for white radiators; chrome for colored radiators.

ELECTRIC HEATING ELEMENT WITH WI-FI ELECTRONIC CONTROL (TYPE E)

WiFi electronic control for regulating the ambient temperature, programmable weekly.
Insulation class: II.
Protection index: IP24.
The electronics are available in the same color finish as the radiator.

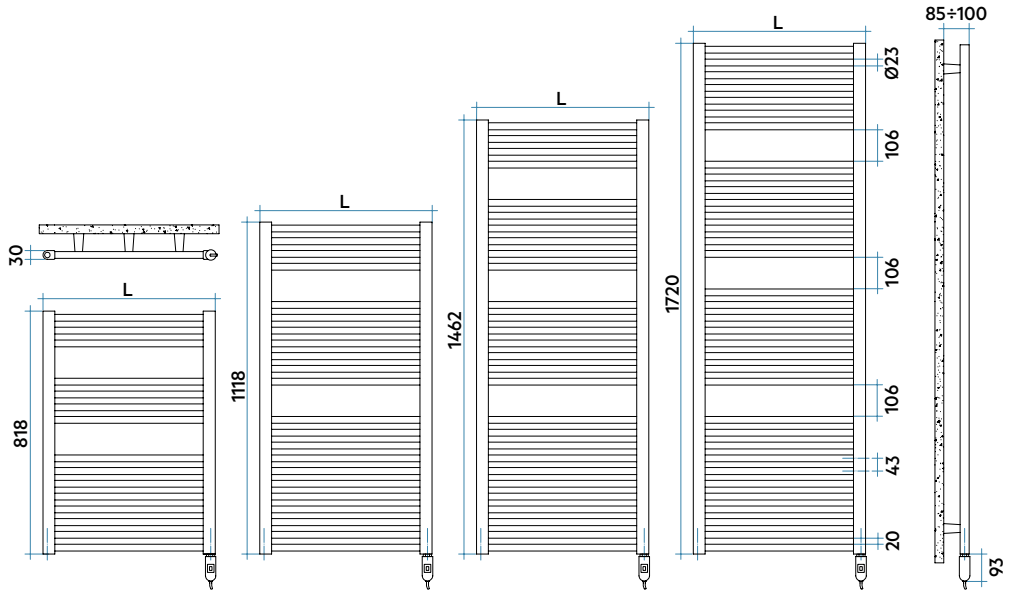

ARES ELECTRIC WITH SWITCH (I)

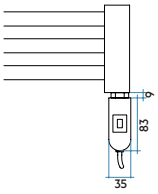

Model	Code	Depth	Height	Width	Weight	Electric Power	Price
		P mm	H mm	L mm	Kg	Watt	€ (I)
818 - 15 rails - 2 espaces	**EIS050 I 01 IR 01 NNN**	30	818	500	9,1	**400**	**196,00**
1118 - 22 rails - 2 espaces	**EIM050 I 01 IR 01 NNN**	30	1118	500	12,8	**400**	**233,00**
	EIM058 I 01 IR 01 NNN	30	1118	580	14,2	**700**	**253,00**
1462 - 28 rails - 3 espaces	**EIL050 I 01 IR 01 NNN**	30	1462	500	16,3	**700**	**267,00**
1720 - 34 rails - 3 espaces	**EIG050 I 01 IR 01 NNN**	30	1720	500	19,4	**700**	**319,00**
	EIG058 I 01 IR 01 NNN	30	1720	580	21,7	**1000**	**339,00**

ARES ELECTRIC WITH REGULATOR TO CONTROL THE INTERNAL TEMPERATURE OF THE FLUID (K)

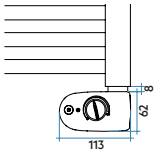

Model	Code	Depth	Height	Width	Weight	Electric Power	Price
		P mm	H mm	L mm	Kg	Watt	€ (K)
818 - 15 rails - 2 espaces	**EIS050 K 01 IR 01 NNN**	30	818	500	8,9	**400**	**224,00**
1118 - 22 rails - 2 espaces	**EIM050 K 01 IR 01 NNN**	30	1118	500	12,6	**400**	**261,00**
	EIM058 K 01 IR 01 NNN	30	1118	580	14,3	**700**	**281,00**
1462 - 28 rails - 3 espaces	**EIL050 K 01 IR 01 NNN**	30	1462	500	16,3	**700**	**294,00**
1720 - 34 rails - 3 espaces	**EIG050 K 01 IR 01 NNN**	30	1720	500	19,4	**700**	**347,00**
	EIG058 K 01 IR 01 NNN	30	1720	580	21,8	**1000**	**367,00**

ARES ELECTRIC WITH ELECTRONIC CONTROL (H)

ECO

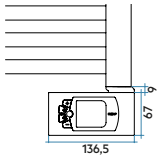

Model	Code	Depth	Height	Width	Weight	Electric Power	Price
		P mm	H mm	L mm	Kg	Watt	€ (H)
818 - 15 rails - 2 espaces	**EIS050 H 01 IR 01 NNN**	30	818	500	9,6	**400**	**251,00**
1118 - 22 rails - 2 espaces	**EIM050 H 01 IR 01 NNN**	30	1118	500	13,2	**400**	**288,00**
	EIM058 H 01 IR 01 NNN	30	1118	580	14,4	**700**	**308,00**
1462 - 28 rails - 3 espaces	**EIL050 H 01 IR 01 NNN**	30	1462	500	16,8	**700**	**320,00**
1720 - 34 rails - 3 espaces	**EIG050 H 01 IR 01 NNN**	30	1720	500	19,9	**700**	**375,00**
	EIG058 H 01 IR 01 NNN	30	1720	580	22,0	**1000**	**395,00**

ARES ELECTRIC WITH WI-FI ELECTRONIC CONTROL (E)

ECO

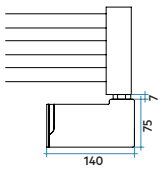

Model	Code	Depth	Height	Width	Weight	Electric Power	Price
		P mm	H mm	L mm	Kg	Watt	€ (E)
818 - 15 rails - 2 espaces	**EIS050 E 01 IR 01 NNN**	30	818	500	10,3	**400**	**322,00**
1118 - 22 rails - 2 espaces	**EIM050 E 01 IR 01 NNN**	30	1118	500	14,5	**400**	**352,00**
	EIM058 E 01 IR 01 NNN	30	1118	580	14,5	**700**	**372,00**
1462 - 28 rails - 3 espaces	**EIL050 E 01 IR 01 NNN**	30	1462	500	18,4	**700**	**380,00**
1720 - 34 rails - 3 espaces	**EIG050 E 01 IR 01 NNN**	30	1720	500	22,0	**700**	**423,00**
	EIG058 E 01 IR 01 NNN	30	1720	580	22,0	**1000**	**443,00**

Key Codes

Width

Standard White colour code - for different colour codes see the colors page

EI S 058 I	01	IR	01	NNN

ARES CHROME-PLATED ELECTRIC
height 1462 mm, lenght 580 mm. Chrome-plated finish (cod. 50).

ARES CHROME-PLATED ELECTRIC
Chrome-plated finish (cod. 50).

Technical features:
- electric towel warmer radiator made of steel
- horizontal elements with round tubes 23 mm diameter
- side manifolds with a 40x30 mm semioval section
- complete with thermal liquid
- power cable, length 1200 mm, schuko plug

Price included:
- 3 chrome-plated infratube for wall fixing

Finishes available	Surcharge
Chrome-plated (cod. 50)	-

NEW IN 2021 *

Control your radiator remotely using the Irsap.now app available from the store (Android, iOS and Harmony OS).
Compatible with the systems:

*** Available only for UE and CH.**

Electric heaters available

ELECTRIC HEATING ELEMENT WITH ON/OFF SWITCH (TYPE I)

Electric heating element with built-in ON/OFF switch. Insulation class: I.
Protection index: IP54.
The electronics are supplied in glossy chrome color.

ELECTRIC HEATING ELEMENT WITH REGULATOR TO CONTROL THE INTERNAL TEMPERATURE OF THE FLUID (TYPE K)

Electric heating element with 4-pole connector with electronic thermostat for regulating the temperature of the internal fluid. Insulation class: I.
Protection index: IP44.
The electronics are supplied in glossy chrome color.

ELECTRIC HEATING ELEMENT WITH IR ELECTRONIC CONTROL (TYPE H)

RF Wireless digital electronic control for regulating the ambient temperature, programmable weekly.
Insulation class: II.
Protection index: IP44.
The electronics are supplied in glossy chrome color.

ELECTRIC HEATING ELEMENT WITH WI-FI ELECTRONIC CONTROL (TYPE E)

WiFi electronic control for regulating the ambient temperature, programmable weekly.
Insulation class: II.
Protection index: IP24.

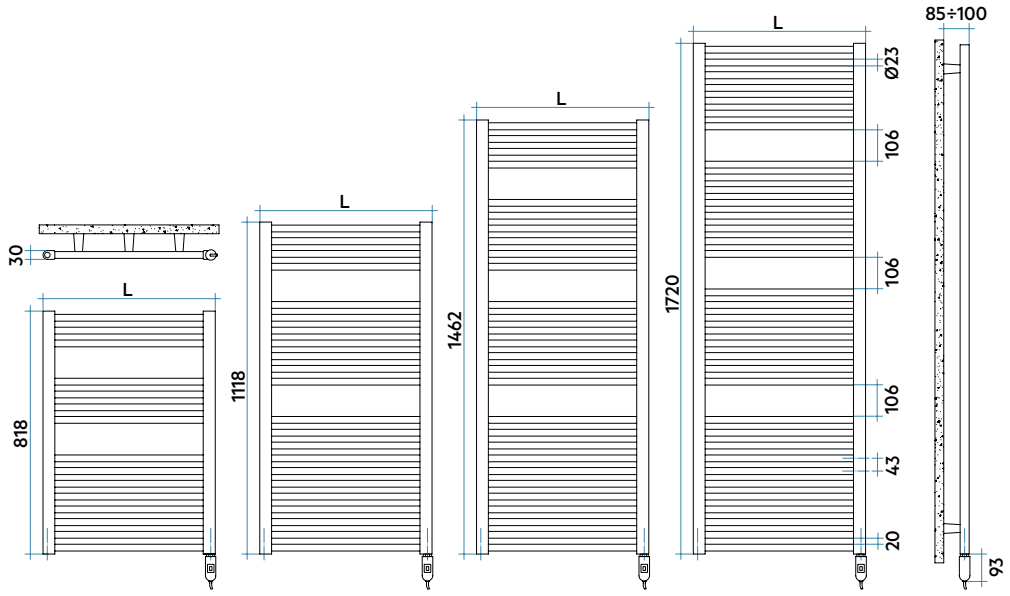

ARES CHROME-PLATED ELECTRIC WITH SWITCH (I)

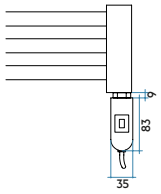

Model	Code	Depth	Height	Width	Weight	Electric Power	Price
		P mm	H mm	L mm	Kg	Watt	€ (I)
818 - 15 rails - 2 espaces	**EIS058 I 50 IR 01 NNN**	30	818	580	10,1	**300**	**537,00**
1118 - 22 rails - 2 espaces	**EIM050 I 50 IR 01 NNN**	30	1118	500	12,8	**300**	**562,00**
	EIM058 I 50 IR 01 NNN	30	1118	580	14,2	**400**	**582,00**
1462 - 28 rails - 3 espaces	**EIL050 I 50 IR 01 NNN**	30	1462	500	16,3	**400**	**640,00**
1720 - 34 rails - 3 espaces	**EIG050 I 50 IR 01 NNN**	30	1720	500	19,4	**400**	**771,00**
	EIG058 I 50 IR 01 NNN	30	1720	580	21,7	**700**	**791,00**

ARES CHROME-PLATED ELECTRIC WITH REGULATOR TO CONTROL THE INTERNAL TEMPERATURE OF THE FLUID (K)

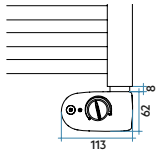

Model	Code	Depth	Height	Width	Weight	Electric Power	Price
		P mm	H mm	L mm	Kg	Watt	€ (K)
818 - 15 rails - 2 espaces	**EIS058 K 50 IR 01 NNN**	30	818	580	9,9	**300**	**565,00**
1118 - 22 rails - 2 espaces	**EIM050 K 50 IR 01 NNN**	30	1118	500	12,6	**300**	**589,00**
	EIM058 K 50 IR 01 NNN	30	1118	580	14,0	**400**	**609,00**
1462 - 28 rails - 3 espaces	**EIL050 K 50 IR 01 NNN**	30	1462	500	16,3	**400**	**669,00**
1720 - 34 rails - 3 espaces	**EIG050 K 50 IR 01 NNN**	30	1720	500	19,4	**400**	**799,00**
	EIG058 K 50 IR 01 NNN	30	1720	580	21,7	**700**	**819,00**

ARES CHROME-PLATED ELECTRIC WITH ELECTRONIC CONTROL (H)

ECO

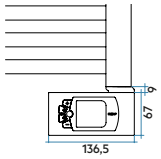

Model	Code	Depth	Height	Width	Weight	Electric Power	Price
		P mm	H mm	L mm	Kg	Watt	€ (H)
818 - 15 rails - 2 espaces	**EIS058 H 50 IR 01 NNN**	30	818	580	10,3	**300**	**593,00**
1118 - 22 rails - 2 espaces	**EIM050 H 50 IR 01 NNN**	30	1118	500	13,2	**300**	**616,00**
	EIM058 H 50 IR 01 NNN	30	1118	580	14,4	**400**	**636,00**
1462 - 28 rails - 3 espaces	**EIL050 H 50 IR 01 NNN**	30	1462	500	16,7	**400**	**697,00**
1720 - 34 rails - 3 espaces	**EIG050 H 50 IR 01 NNN**	30	1720	500	19,8	**400**	**826,00**
	EIG058 H 50 IR 01 NNN	30	1720	580	22,0	**700**	**846,00**

ARES CHROME-PLATED ELECTRIC WITH WI-FI ELECTRONIC CONTROL (E)

ECO

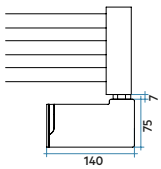

Model	Code	Depth	Height	Width	Weight	Electric Power	Price
		P mm	H mm	L mm	Kg	Watt	€ (E)
818 - 15 rails - 2 espaces	**EIS058 E 50 IR 01 NNN**	30	818	580	10,6	**300**	**742,00**
1118 - 22 rails - 2 espaces	**EIM050 E 50 IR 01 NNN**	30	1118	500	13,2	**300**	**746,00**
	EIM058 E 50 IR 01 NNN	30	1118	580	14,7	**400**	**766,00**
1462 - 28 rails - 3 espaces	**EIL050 E 50 IR 01 NNN**	30	1462	500	16,8	**400**	**816,00**
1720 - 34 rails - 3 espaces	**EIG050 E 50 IR 01 NNN**	30	1720	500	19,9	**400**	**928,00**
	EIG058 E 50 IR 01 NNN	30	1720	580	22,2	**700**	**948,00**

Key Codes

Width — Chrome-plated finish code

EI S 058 I	50	IR	01	NNN

Height — Packing code

VENUS ELECTRIC
height 1720 mm, lenght 595 mm.
Standard White finish (cod. 01).

VENUS ELECTRIC
Standard White finish (cod. 01).

Technical features:
- electric towel warmer radiator made of steel
- horizontal elements with round tubes 23 mm diameter
- side manifolds with a 40x30 mm semioval section
- complete with thermal liquid
- power cable, length 1200 mm, SCHUKO plug

Price included:
- 4 chela wall brackets
- The model with WiFi electronic control, type E, includes the electronics in the same finish as the radiator

Finishes available	Surcharge
Standard White	-
Classic finished	+15%
Special finished	+25%
Other RAL colors	+40% following feasibility study

Finishing codes see page 588.

NEW IN 2021 *

Control your radiator remotely using the Irsap.now app available from the store (Android, iOS and Harmony OS).
Compatible with the systems:

*** Available only for UE and CH.**

Electric heaters available

ELECTRIC HEATING ELEMENT WITH ON/OFF SWITCH (TYPE I)

Electric heating element with built-in ON/OFF switch. Insulation class: I.
Protection index: IP54.
The electronics are supplied in Standard White color (cod. 01) for white radiators; chrome for colored radiators.

ELECTRIC HEATING ELEMENT WITH REGULATOR TO CONTROL THE INTERNAL TEMPERATURE OF THE FLUID (TYPE K)

Electric heating element with 4-pole connector with electronic thermostat for regulating the temperature of the internal fluid.
Insulation class: I.
Protection index: IP44.
The electronics are supplied in Standard White color (cod. 01) for white radiators; chrome for colored radiators.

ELECTRIC HEATING ELEMENT WITH IR ELECTRONIC CONTROL (TYPE H)

RF Wireless digital electronic control for regulating the ambient temperature, programmable weekly.
Insulation class: II.
Protection index: IP44.
The electronics are supplied in Standard White color (cod. 01) for white radiators; chrome for colored radiators.

ELECTRIC HEATING ELEMENT WITH WI-FI ELECTRONIC CONTROL (TYPE E)

WiFi electronic control for regulating the ambient temperature, programmable weekly.
Insulation class: II.
Protection index: IP24.
The electronics are available in the same color finish as the radiator.

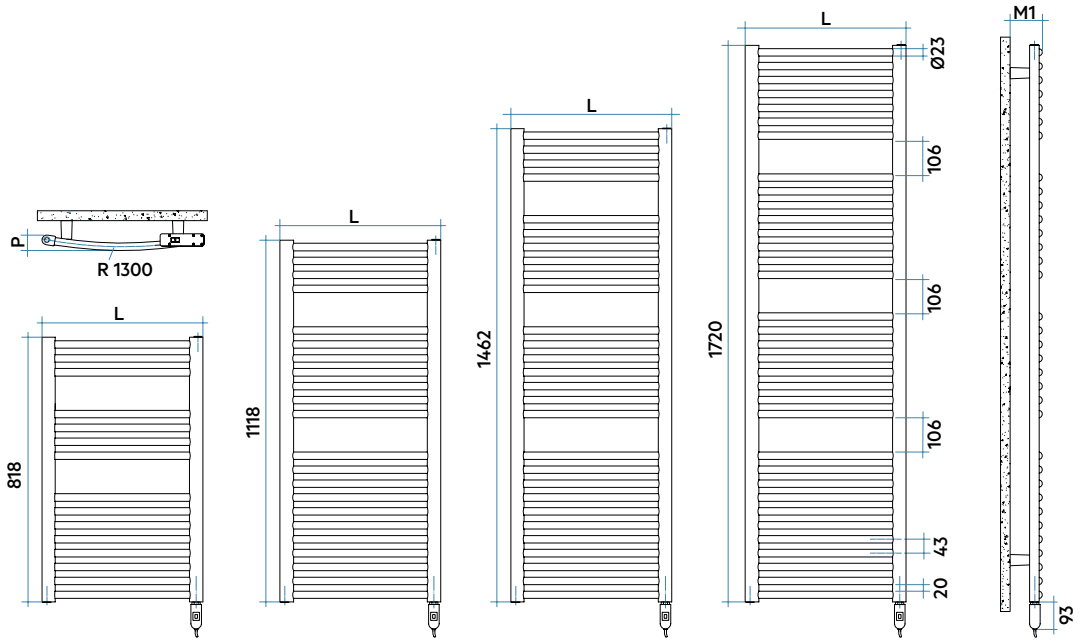

L mm	P mm	M1 mm
497	48	92 ÷107
595	57	97 ÷112

CE

VENUS ELECTRIC WITH SWITCH (I)

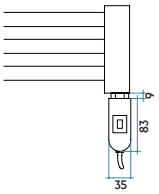

Model	Code	Depth	Height	Width	Weight	Electric Power	Price
		P mm	H mm	L mm	Kg	Watt	€ (I)
818 - 15 rails - 2 espaces	MIS060 I 01 IR 01 NNN	55	818	595	10,2	400	227,00
1118 - 22 rails - 2 espaces	MIM060 I 01 IR 01 NNN	55	1118	595	14,4	700	266,00
1462 - 28 rails - 3 espaces	MIL060 I 01 IR 01 NNN	55	1462	595	18,4	700	302,00
1720 - 34 rails - 3 espaces	MIG060 I 01 IR 01 NNN	55	1720	595	22,1	1000	358,00

VENUS ELECTRIC WITH REGULATOR TO CONTROL THE INTERNAL TEMPERATURE OF THE FLUID (K)

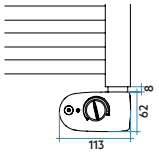

Model	Code	Depth	Height	Width	Weight	Electric Power	Price
		P mm	H mm	L mm	Kg	Watt	€ (K)
818 - 15 rails - 2 espaces	MIS060 K 01 IR 01 NNN	55	818	595	10,1	400	256,00
1118 - 22 rails - 2 espaces	MIM060 K 01 IR 01 NNN	55	1118	595	14,4	700	294,00
1462 - 28 rails - 3 espaces	MIL060 K 01 IR 01 NNN	55	1462	595	18,4	700	331,00
1720 - 34 rails - 3 espaces	MIG060 K 01 IR 01 NNN	55	1720	595	22,2	1000	385,00

VENUS ELECTRIC WITH ELECTRONIC CONTROL (H)

ECO

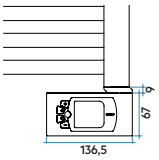

Model	Code	Depth	Height	Width	Weight	Electric Power	Price
		P mm	H mm	L mm	Kg	Watt	€ (H)
818 - 15 rails - 2 espaces	MIS060 H 01 IR 01 NNN	55	818	595	10,4	400	284,00
1118 - 22 rails - 2 espaces	MIM060 H 01 IR 01 NNN	55	1118	595	14,8	700	322,00
1462 - 28 rails - 3 espaces	MIL060 H 01 IR 01 NNN	55	1462	595	18,8	700	359,00
1720 - 34 rails - 3 espaces	MIG060 H 01 IR 01 NNN	55	1720	595	22,4	1000	412,00

VENUS ELECTRIC WITH WI-FI ELECTRONIC CONTROL (E)

ECO

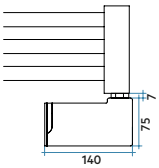

Model	Code	Depth	Height	Width	Weight	Electric Power	Price
		P mm	H mm	L mm	Kg	Watt	€ (E)
818 - 15 rails - 2 espaces	MIS060 E 01 IR 01 NNN	55	818	595	10,8	400	345,00
1118 - 22 rails - 2 espaces	MIM060 E 01 IR 01 NNN	55	1118	595	15,0	700	384,00
1462 - 28 rails - 3 espaces	MIL060 E 01 IR 01 NNN	55	1462	595	19,1	700	411,00
1720 - 34 rails - 3 espaces	MIG060 E 01 IR 01 NNN	55	1720	595	22,8	1000	463,00

Key Codes

Width

Standard White colour code - for different colour codes see the colors page

MI S 060 I	01	IR	01	NNN

VENUS CHROME-PLATED ELECTRIC
Chrome-plated finish (cod. 50).

VENUS CHROME-PLATED ELECTRIC
height 1720 mm, lenght 595 mm. Chrome-plated finish (cod. 50).

Technical features:

- electric towel warmer radiator made of steel
- horizontal elements with round tubes 23 mm diameter
- side manifolds with a 40x30 mm semioval section
- complete with thermal liquid
- power cable, length 1200 mm, SCHUKO plug

Price included:

- 4 chela wall brackets

Finishes available	Surcharge
Chrome-plated (cod. 50)	-

NEW IN 2021 *

Control your radiator remotely using the Irsap.now app available from the store (Android, iOS and Harmony OS).
Compatible with the systems:

*** Available only for UE and CH.**

Electric heaters available

ELECTRIC HEATING ELEMENT WITH ON/OFF SWITCH (TYPE I)

Electric heating element with built-in ON/OFF switch. Insulation class: I.
Protection index: IP54.
The electronics are supplied in glossy chrome color.

ELECTRIC HEATING ELEMENT WITH REGULATOR TO CONTROL THE INTERNAL TEMPERATURE OF THE FLUID (TYPE K)

Electric heating element with 4-pole connector with electronic thermostat for regulating the temperature of the internal fluid.
Insulation class: I.
Protection index: IP44.
The electronics are supplied in glossy chrome color.

ELECTRIC HEATING ELEMENT WITH IR ELECTRONIC CONTROL (TYPE H)

RF Wireless digital electronic control for regulating the ambient temperature, programmable weekly.
Insulation class: II.
Protection index: IP44.
The electronics are supplied in glossy chrome color.

ELECTRIC HEATING ELEMENT WITH WI-FI ELECTRONIC CONTROL (TYPE E)

WiFi electronic control for regulating the ambient temperature, programmable weekly.
Insulation class: II.
Protection index: IP24.

VENUS

Chrome-plated Electric

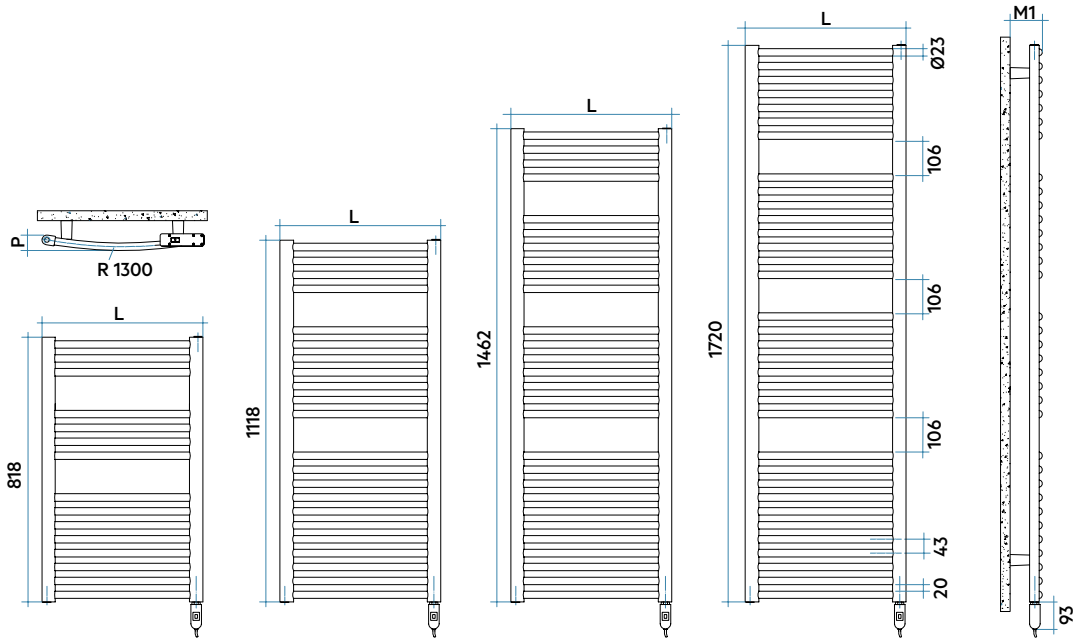

L mm	P mm	M1 mm
497	48	92 ÷107
595	57	97 ÷112

VENUS CHROME-PLATED ELECTRIC WITH SWITCH (I)

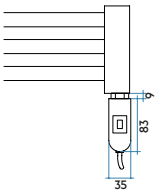

Model	Code	Depth	Height	Width	Weight	Electric Power	Price
		P mm	H mm	L mm	Kg	Watt	€ (I)
818 - 15 rails - 2 espaces	**MIS060 I 50 IR 01 NNN**	55	818	595	10,2	**300**	**563,00**
1118 - 22 rails - 2 espaces	**MIM060 I 50 IR 01 NNN**	55	1118	595	14,4	**400**	**611,00**
1462 - 28 rails - 3 espaces	**MIL060 I 50 IR 01 NNN**	55	1462	595	18,4	**400**	**695,00**
1720 - 34 rails - 3 espaces	**MIG060 I 50 IR 01 NNN**	55	1720	595	22,1	**700**	**830,00**

VENUS CHROME-PLATED ELECTRIC WITH REGULATOR TO CONTROL THE INTERNAL TEMPERATURE OF THE FLUID (K)

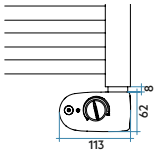

Model	Code	Depth	Height	Width	Weight	Electric Power	Price
		P mm	H mm	L mm	Kg	Watt	€ (K)
818 - 15 rails - 2 espaces	**MIS060 K 50 IR 01 NNN**	55	818	595	10,1	**300**	**592,00**
1118 - 22 rails - 2 espaces	**MIM060 K 50 IR 01 NNN**	55	1118	595	14,3	**400**	**639,00**
1462 - 28 rails - 3 espaces	**MIL060 K 50 IR 01 NNN**	55	1462	595	18,2	**400**	**723,00**
1720 - 34 rails - 3 espaces	**MIG060 K 50 IR 01 NNN**	55	1720	595	22,1	**700**	**858,00**

VENUS CHROME-PLATED ELECTRIC WITH ELECTRONIC CONTROL (H)

ECO

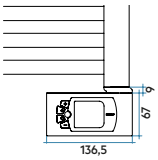

Model	Code	Depth	Height	Width	Weight	Electric Power	Price
		P mm	H mm	L mm	Kg	Watt	€ (H)
818 - 15 rails - 2 espaces	**MIS060 H 50 IR 01 NNN**	55	818	595	10,4	**300**	**620,00**
1118 - 22 rails - 2 espaces	**MIM060 H 50 IR 01 NNN**	55	1118	595	14,8	**400**	**667,00**
1462 - 28 rails - 3 espaces	**MIL060 H 50 IR 01 NNN**	55	1462	595	18,8	**400**	**750,00**
1720 - 34 rails - 3 espaces	**MIG060 H 50 IR 01 NNN**	55	1720	595	22,4	**700**	**885,00**

VENUS CHROME-PLATED ELECTRIC WITH WI-FI ELECTRONIC CONTROL (E)

ECO

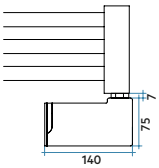

Model	Code	Depth	Height	Width	Weight	Electric Power	Price
		P mm	H mm	L mm	Kg	Watt	€ (E)
818 - 15 rails - 2 espaces	**MIS060 E 50 IR 01 NNN**	55	818	595	10,7	**300**	**682,00**
1118 - 22 rails - 2 espaces	**MIM060 E 50 IR 01 NNN**	55	1118	595	15,0	**400**	**727,00**
1462 - 28 rails - 3 espaces	**MIL060 E 50 IR 01 NNN**	55	1462	595	19,0	**400**	**811,00**
1720 - 34 rails - 3 espaces	**MIG060 E 50 IR 01 NNN**	55	1720	595	22,7	**700**	**948,00**

Key Codes

Width — Chrome-plated finish code

MI S 060 I | 50 | IR | 01 | NNN

Height — Packing code

Technical features:
- steel towel warmer radiator
- elements in circular pipes with a diameter of 23 mm
- manifolds with 40x30 mm semi-oval section
- the radiator is filled with a cooling liquid and is combined with a boostersystem of electric power of 1000 Watt. This blower system provides a uniform temperature as the room in wich it is installed.

Price included:
- 4 adjustable wall fixing brackets in the same color as the radiator
- Wireless remote control

Finishes available	Surcharge
Standard White	-
Classic finished	+15%
Special finished	+25%
Other RAL colors	+40% following feasibility study

Finishing codes see page 588.

Booster

MAIN CHARACTERISTICS OF AIR DIFFUSER
- ON/OFF switch
- Power supply 230 V 50 Hz, 1 ph
- Power installed = 1000 W
- Insulation: CLASSE II
- Connecting to a network equipment that comes with the phase and neutral version without plug or with Schuko plug
- Protection index: IP24
- Long electricity cable: 1.200 mm
- Electronic ambient thermostat

FLÈCHE AIR

Electric

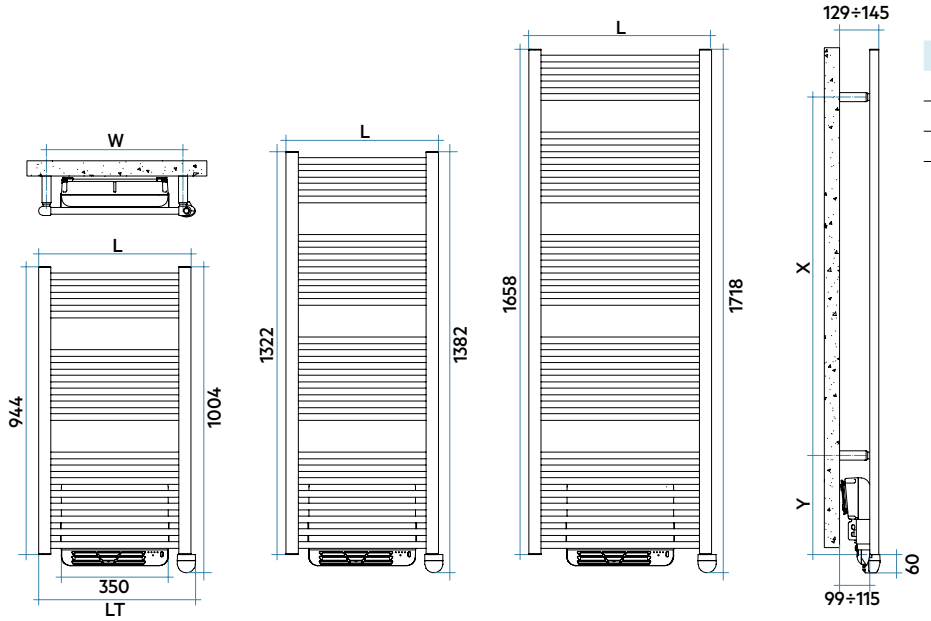

H mm	L mm	LT mm	Y mm	X mm	W mm
944	500	515	325	462	448
1322	500	515	325	840	448
1658	500	515	325	1176	548

Model	Code	Depth P mm	Height H mm	Width L mm	Weight Kg	Electric Power Watt	Auxiliary heater with diffuser Watt	Price €
944 18 rails 2 espaces	**PAP050 Z 01 IR 01 NNN**	130	1004	500	13,0	**500**	**+ 1000**	**497,00**
1322 25 rails 3 espaces	**PAM050 Z 01 IR 01 NNN**	130	1382	500	17,1	**750**	**+ 1000**	**555,00**
1658 31 rails 4 espaces	**PAL060 Z 01 IR 01 NNN**	130	1718	600	22,8	**1000**	**+ 1000**	**603,00**

Key Codes

Width — Standard White colour code - for different colour codes see the colors page

PA P 050 Z | 01 | IR | 01 | NNN

Height — Packing code

Wireless Remote Control

FLÈCHE AIR ELECTRIC is equipped with a wireless controller that allows remote management of every electric radiator function. Because the controller is wireless, it has the advantage of being quick and easy to install and does not require any modifications within the home.

Technical specifications

- Wireless communication via radio signals transmitted to the receiver connected to the system
- Radiofrequency communication pursuant to European standards
- Operating modes: Manual, Automatic, Comfort, Economy, Holidays
- You can activate the manual functions, automatic and holiday
- Can be set comfort temperature of 5°C to 30°C
- Optional ITCS (Intelligent Temperature Control System)
- Open window detection function

DECORATIVE & TECHNICAL ACCESSORIES

The wide range of Irsap original accessories allows the completion of the heating elements.
Towel-holders, hangers, and valves all in the same color make each radiator unique and personalized.
The hydraulic connection elements, wall and floor fixings, and the electric heating elements provide the right answer to every kind of installation need.

HANG UP	P.	542
COMPATIBILITY OF ACCESSORIES	P.	544
ACCESSORIES TOWEL HOLDER	P.	545
ACCESSORIES TOWEL HOLDER FOR RELAX	P.	547
THERMOSTATIC VALVED AND HEADS	P.	550
PIPE COVER	P.	554
FITTINGS AND ADAPTERS	P.	555
VENT VALVES, CUPS AND COVERS	P.	556
DIAPHRAGMS AND NIPPLES	P.	557
ACCESSORIES FOR WALL FIXING	P.	558
ACCESSORIES FOR FLOOR FIXING	P.	563
ACCESSORIES FOR ELECTRICAL OPERATIONS	P.	564

HANG UP

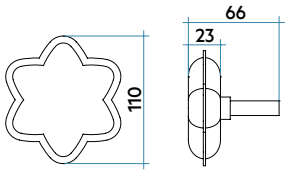

Hang Up **FIORE**			Code		Price
Universal	FIORE	width 110 mm, white	APPUFIORE 01	€	59,60
	FIORE	width 110 mm, colored	APPUFIORE XX	€	74,20
	FIORE	width 110 mm, chrome-plated	APPUFIORE 50	€	81,00
Tesi	FIORE	width 110 mm, white	APPTFIORE 01	€	59,60
	FIORE	width 110 mm, colored	APPTFIORE XX	€	74,20
	FIORE	width 110 mm, chrome-plated	APPTFIORE 50	€	81,00

01 = Standard White finish code - **50** = Chrome-plated finish code - **XX** = Classic and Special finishes code - pag. 588

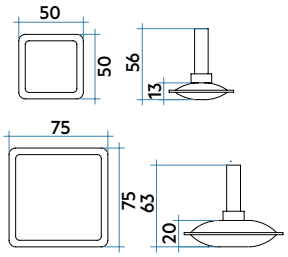

Hang Up **QUADRO 50** and **QUADRO 75**			Code		Price
Universal	QUADRO 50	side 50 mm, white	APPUQUADRO50 01	€	55,10
	QUADRO 50	side 50 mm, colored	APPUQUADRO50 XX	€	68,70
	QUADRO 50	side 50 mm, chrome-plated	APPUQUADRO50 50	€	75,30
Tesi	QUADRO 50	side 50 mm, white	APPTQUADRO50 01	€	55,10
	QUADRO 50	side 50 mm, colored	APPTQUADRO50 XX	€	68,70
	QUADRO 50	side 50 mm, chrome-plated	APPTQUADRO50 50	€	75,30
Universal	QUADRO 75	side 75 mm, white	APPUQUADRO75 01	€	59,60
	QUADRO 75	side 75 mm, colored	APPUQUADRO75 XX	€	74,20
	QUADRO 75	side 75 mm, chrome-plated	APPUQUADRO75 50	€	81,00
Tesi	QUADRO 75	side 75 mm, white	APPTQUADRO75 01	€	59,60
	QUADRO 75	side 75 mm, colored	APPTQUADRO75 XX	€	74,20
	QUADRO 75	side 75 mm, chrome-plated	APPTQUADRO75 50	€	81,00

01 = Standard White finish code - **50** = Chrome-plated finish code - **XX** = Classic and Special finishes code - pag. 588

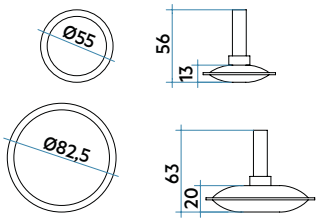

Hang Up **TONDO 55** and **TONDO 82**			Code		Price
Universal	TONDO 55	diameter 55 mm, white	APPUTONDO55 01	€	55,10
	TONDO 55	diameter 55 mm, colored	APPUTONDO55 XX	€	68,70
	TONDO 55	diameter 55 mm, chrome-plated	APPUTONDO55 50	€	75,30
Tesi	TONDO 55	diameter 55 mm, white	APPTTONDO55 01	€	55,10
	TONDO 55	diameter 55 mm, colored	APPTTONDO55 XX	€	68,70
	TONDO 55	diameter 55 mm, chrome-plated	APPTTONDO55 50	€	75,30
Universal	TONDO 82	diameter 82 mm, white	APPUTONDO82 01	€	59,60
	TONDO 82	diameter 82 mm, colored	APPUTONDO82 XX	€	74,20
	TONDO 82	diameter 82 mm, chrome-plated	APPUTONDO82 50	€	81,00
Tesi	TONDO 82	diameter 82 mm, white	APPTTONDO82 01	€	59,60
	TONDO 82	diameter 82 mm, colored	APPTTONDO82 XX	€	74,20
	TONDO 82	diameter 82 mm, chrome-plated	APPTTONDO82 50	€	81,00

01 = Standard White finish code - **50** = Chrome-plated finish code - **XX** = Classic and Special finishes code - pag. 588

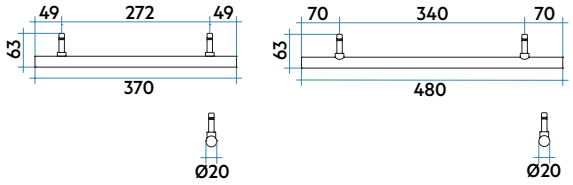

Hang Up TONDO 20 towel rails

			Code	Price
Universal	TONDO 20 small	lenght 370 mm, white	ASTEUTONDO20S 01	€ 46,10
	TONDO 20 small	lenght 370 mm, colored	ASTEUTONDO20S XX	€ 59,70
	TONDO 20 small	lenght 370 mm, chrome-plated	ASTEUTONDO20S 50	€ 67,50
Universal	TONDO 20 large	lenght 480 mm, white	ASTEUTONDO20L 01	€ 51,70
	TONDO 20 large	lenght 480 mm, colored	ASTEUTONDO20L XX	€ 65,30
	TONDO 20 large	lenght 480 mm, chrome-plated	ASTEUTONDO20L 50	€ 79,80

01 = Standard White finish code - **50** = Chrome-plated finish code - **XX** = Classic and Special finishes code - pag. 588

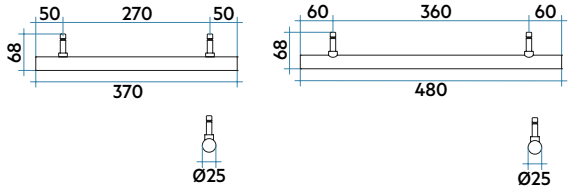

Hang Up TONDO 25 towel rails

			Code	Price
Universal	TONDO 25 small	lenght 370 mm, white	ASTEUTONDO25S 01	€ 46,10
	TONDO 25 small	lenght 370 mm, colored	ASTEUTONDO25S XX	€ 59,70
	TONDO 25 small	lenght 370 mm, chrome-plated	ASTEUTONDO25S 50	€ 67,50
Tesi	TONDO 25 small	lenght 370 mm, white	ASTETTONDO25S 01	€ 46,10
	TONDO 25 small	lenght 370 mm, colored	ASTETTONDO25S XX	€ 59,70
	TONDO 25 small	lenght 370 mm, chrome-plated	ASTETTONDO25S 50	€ 67,50
Universal	TONDO 25 large	lenght 480 mm, white	ASTEUTONDO25L 01	€ 51,70
	TONDO 25 large	lenght 480 mm, colored	ASTEUTONDO25L XX	€ 65,30
	TONDO 25 large	lenght 480 mm, chrome-plated	ASTEUTONDO25L 50	€ 79,80
Tesi	TONDO 25 large	lenght 480 mm, white	ASTETTONDO25L 01	€ 51,70
	TONDO 25 large	lenght 480 mm, colored	ASTETTONDO25L XX	€ 65,30
	TONDO 25 large	lenght 480 mm, chrome-plated	ASTETTONDO25L 50	€ 79,80

01 = Standard White finish code - **50** = Chrome-plated finish code - **XX** = Classic and Special finishes code - pag. 588

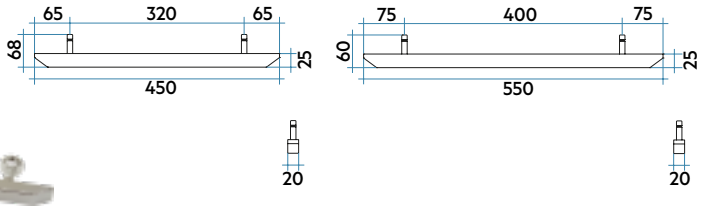

Hang Up QUADRO 20 towel rails

			Code	Price
Universal	QUADRO 20 small	lenght 450 mm, white	ASTEUQUAD20S 01	€ 46,10
	QUADRO 20 small	lenght 450 mm, colored	ASTEUQUAD20S XX	€ 59,70
	QUADRO 20 small	lenght 450 mm, chrome-plated	ASTEUQUAD20S 50	€ 67,50
Universal	QUADRO 20 large	lenght 550 mm, white	ASTEUQUAD20L 01	€ 51,70
	QUADRO 20 large	lenght 550 mm, colored	ASTEUQUAD20L XX	€ 65,30
	QUADRO 20 large	lenght 550 mm, chrome-plated	ASTEUQUAD20L 50	€ 79,80

01 = Standard White finish code - **50** = Chrome-plated finish code - **XX** = Classic and Special finishes code - pag. 588

HANG UP Accessories are the ideal complement to enhance the aesthetic attraction of IRSAP radiators.
These accessories come in steel and can be mounted both during and after the installation of the radiator.
HANG UP is composed of two parts:the practical and decorative external element and the elegant, easy-to-mount fixing system. There are two versions of HANG UP:
- **the TESI version, with fixing system compatible with TESI 2,3,4,5, 6 col, TESI 3 EH Electric, TESI CHROME-PLATED, TESI JOIN, TESI MEMORY and TESI RUNNER).**
- **the UNIVERSAL version (with fixing system compatible with almost all the radiators in the IRSAP range – see the Table on the next page)**

HANG UP COMPATIBILITY OF ACCESSORIES

Hang Up Universal

Accessories

	TONDO 20 Round tube ø 20 mm		TONDO 25 Round tube ø 25 mm		QUADRO 20 Rectangular tube 25 x 20 mm		HANGERS (All)
HYDRAULIC RADIATORS	Small 370 mm	Large 480 mm	Small 370 mm	Large 480 mm	Small 450 mm	Large 550 mm	
Ares, Ares Chrome-plated	✔	min. width 480 mm	✔	min. width 480 mm	✔	min. width 530 mm	✔
Arpa18 / Arpa18_2 Horizontal	✔	✔	✔	✔	✔	✔	✔
Arpa18 / Arpa18_2 Vertical	min. 18 el.	✗	min. 12 el.	✗	✗	✗	✔
Arpa23 Horizontal, Arpa23_2 Horizontal	✔	✔	✔	✔	✔	✔	✔
Arpa23 Vertical, Arpa23_2 Vertical	min. 10 el.	min. 12 el.	min. 10 el.	✗	✗	✗	✔
Blues	✔	✗	✔	✗	✗	✗	✔
Ellipsis_B	L min 500	L min 500	L min 500	L min 500	L min 500	L min 600	✔
Ellipsis_H Horiz., Ellipsis_H 2 Horiz.	✔	✔	✔	✔	✔	L min 650	✔
Ellipsis_V Vertical, Ellipsis_V 2 Vertical	✗	✗	✗	min. 8 el.	✗	✗	✔
Filo	✔	min. width 516 mm	✔	min. width 516 mm	✔	min. width 516 mm	✔
Flauto, Flauto2, Flauto Chrome-plated	✔	min. width 506 mm	✔	min. width 506 mm	✔	min. width 506 mm	✔
Funky, Funky Air Mix	✔	min. width 506 mm	✔	min. width 506 mm	✔	min. width 506 mm	✔
Jazz, Jazz Air Mix	✔	min. width 506 mm	✔	min. width 506 mm	✔	min. width 506 mm	✔
Kart	✔	✔	✔	✔	✔	✔	✔
Like	✔	✔	✔	✔	✔	min. width 532 mm	✔
Net, Net Air Mix	✔	✔	✔	✔	✔	✔	✔
Novo, Novo Chrome-plated	✔	min. width 500 mm	✔	min. width 500 mm	✔	min. width 500 mm	✔
Novo Cult, Novo Cult Chrome-plated	✔	min. width 500 mm	✔	min. width 500 mm	✔	min. width 500 mm	✔
Oddo	✔	min. width 500 mm	✔	min. width 500 mm	✔	min. width 500 mm	✔
Page	✔	✗	✔	✗	✗	✗	✔
Quadré	✔	min. width 480 mm	✔	min. width 480 mm	✔	min. width 480 mm	✔
Rigo	✔	✔	✔	✔	✔	✔	✔
Sax Horizontal, Sax2 Horizontal	✔	✔	✔	✔	✔	✔	✔
Sax Vertical, Sax2 Vertical	✗	✗	✗	✗	min. 10 el.	min. 12 el.	✔
Stile'	✔	✔	✔	✔	✔	min. width 581 mm	✔
Vela	✔	✔	✔	✔	✔	min. width 560 mm	✔
Venus, Venus Chrome-plated	✔	✔	✔	✔	✔	min. width 595 mm	✔
ELECTRIC RADIATORS							
Ares Electric, Ares Chrome-plated Electric	✔	✔	✔	✔	✔	✔	✔
Flèche Air Electric,	✔	✔	✔	✔	✔	✔	✔
Flauto Electric, Flauto Chrome-plated Electric	✔	✔	✔	✔	✔	✔	✔
Funky Electric, Funky Air Electric	✔	✔	min. width 506 mm	✔	min. width 506 mm	✔	✔
Jazz Electric, Jazz Air Electric	✔	✔	min. width 506 mm	✔	min. width 506 mm	✔	✔
Net Electric, Net Air Electric	✔	✔	✔	✔	✔	✔	✔
Novo Electric, Novo Chrome-plated Electric	✔	✔	✔	✔	✔	✔	✔
Quadré Electric	✔	min. width 480 mm	✔	min. width 480 mm	✔	min. width 480 mm	✔
Sax Electric	✗	✗	✗	✗	min. 10 el.	min. 12 el.	✔
Vela Electric	✔	✔	✔	✔	✔	✔	✔
Venus Electric, Venus Chrome-plated Electric	✔	✔	✔	✔	✔	min. width 595 mm	✔

Universal HANG UP accessories are NOT compatible with the following models:
Radiators with hydraulic operation: Arpa12 H, Arpa12_2 H, Arpa12 V, Arpa12_2 V, Bella, Dedalo, Get Up, Get Up Air Mix, Minuette, Orimono, Piano H, Piano2 H, Piano V, Piano2 V, Quadraqua, Relax Immagina, Relax Power, Relax Over Power, Relax Renova, Sequenze, Soul, Soul Air Mix, Step, Tolè, Xilo, Xilo 2, Xilo Air Mix.
Electric radiators: Dedalo el., Get Up El., Get Up Air el., Minuette el., Piano el., Polygon el., Quadraqua el., Relax el., Sequenze el., Soul Air el., Soul El.,Step_E, Xilo el., Xilo Air el.

Hang Up Tesi

HYDRAULIC RADIATORS							
Tesi Chrome-plated	✗	✗	min. 8 el.	min. 10 el.	✗	✗	✔
Tesi Join	✗	✗	✗	✗	✗	✗	✔
Tesi Memory	✗	✗	✗	✗	✗	✗	✗
Tesi Runner	✗	✗	min. 8 el.	min. 10 el.	✗	✗	✔
Tesi 2, 3, 4, 5, 6	✗	✗	min. 8 el.	min. 10 el.	✗	✗	✔
ELECTRIC RADIATORS							
Tesi 3 EH Electric	✗	✗	✔	min. 10 el.	✗	✗	✔

HANG UP accessories are NOT compatible with the following models: Tesi Clean.

KEY: ✔ Accessory compatible with the radiator
✗ Accessory NOT compatible with the radiator

ACCESSORIES TOWEL-HOLDER

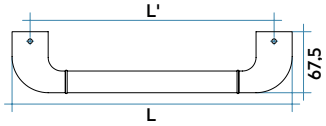

L mm	L' mm
220	180
310	270
400	360
580	540

Towel rails for TESI radiators	Code	Price
Towel rail for TESI radiator, lenght 220 mm, white (*)	ANSTERT22 01	€ 39,60
Towel rail for TESI radiator, lenght 220 mm, chrome-plated	ANSTERT22 50	€ 71,10
Towel rail for TESI radiator, lenght 310 mm, white (*)	ANSTERT31 01	€ 41,80
Towel rail for TESI radiator, lenght 310 mm, chrome-plated	ANSTERT31 50	€ 72,90
Towel rail for TESI radiator, lenght 400 mm, white (*)	ANSTERT40 01	€ 45,30
Towel rail for TESI radiator, lenght 400 mm, chrome-plated	ANSTERT40 50	€ 76,40
Towel rail for TESI radiator, lenght 580 mm, white (*)	ANSTERT58 01	€ 56,30
Towel rail for TESI radiator, lenght 580 mm, chrome-plated	ANSTERT58 50	€ 78,90

01 = Standard White finish code - 50 = Chrome-plated finish code

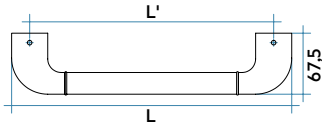

L mm	L' mm
220	180
310	270
400	360
580	540

Towel rails for NOVO radiators	Code	Price
Towel rail for NOVO radiator, lenght 220 mm, white (*)	ANSTEND22 01	€ 39,90
Towel rail for NOVO radiator, lenght 220 mm, chrome-plated	ANSTEND22 50	€ 67,60
Towel rail for NOVO radiator, lenght 310 mm, white (*)	ANSTEND31 01	€ 42,10
Towel rail for NOVO radiator, lenght 310 mm, chrome-plated	ANSTEND31 50	€ 69,10
Towel rail for NOVO radiator, lenght 400 mm, white (*)	ANSTEND40 01	€ 45,30
Towel rail for NOVO radiator, lenght 400 mm, chrome-plated	ANSTEND40 50	€ 72,90
Towel rail for NOVO radiator, lenght 580 mm, white (*)	ANSTEND58 01	€ 51,30
Towel rail for NOVO radiator, lenght 580 mm, chrome-plated	ANSTEND58 50	€ 75,20

01 = Standard White finish code - 50 = Chrome-plated finish code

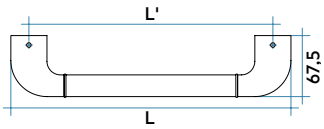

L mm	L' mm
220	180
310	270
400	360
580	540

Towel rails for VELA radiators	Code	Price
Towel rail for VELA radiator, lenght 220 mm, white (*)	ANSTEVE22 01	€ 39,60
Towel rail for VELA radiator, lenght 220 mm, chrome-plated	ANSTEVE22 50	€ 67,30
Towel rail for VELA radiator, lenght 310 mm, white (*)	ANSTEVE31 01	€ 41,80
Towel rail for VELA radiator, lenght 310 mm, chrome-plated	ANSTEVE31 50	€ 69,30
Towel rail for VELA radiator, lenght 400 mm, white (*)	ANSTEVE40 01	€ 45,30
Towel rail for VELA radiator, lenght 400 mm, chrome-plated	ANSTEVE40 50	€ 72,90
Towel rail for VELA radiator, lenght 580 mm, white (*)	ANSTEVE58 01	€ 51,30
Towel rail for VELA radiator, lenght 580 mm, chrome-plated	ANSTEVE58 50	€ 75,20

01 = Standard White finish code - 50 = Chrome-plated finish code

(*) Product available while stocks last.

ACCESSORIES TOWEL-HOLDER

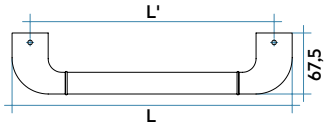

L mm	L' mm
220	180
310	270
400	360
580	540

Towel rails for ARES radiator	Code		Price
Towel rail for ARES radiator, lenght 310 mm, white (*)	ANSTEGM31 01	€	41,80
Towel rail for ARES radiator, lenght 310 mm, chrome-plated	ANSTEGM31 50	€	69,10
Towel rail for ARES radiator, lenght 400 mm, white (*)	ANSTEGM40 01	€	45,30
Towel rail for ARES radiator, lenght 400 mm, chrome-plated	ANSTEGM40 50	€	72,90
Towel rail for ARES radiator, lenght 580 mm, white (*)	ANSTEGM58 01	€	51,30
Towel rail for ARES radiator, lenght 580 mm, chrome-plated	ANSTEGM58 50	€	75,20

01 = Standard White finish code - 50 = Chrome-plated finish code

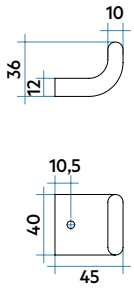

Appendino	Code		Price
❶ Appendino APPENDIUNO without hook, white	APPAPUNOC 01	€	19,50
❷ Hook Appendiuno for NOVO radiator, white	APPATORIC 01	€	11,70
❸ Hook Appendiuno for VELA radiator, white	APPATVELC 01	€	11,70
❹ Hook Appendiuno for TESI radiators, white	APPATVERC 01	€	8,30
❺ Hook Appendiuno for ARES radiator, white	APPATO23C 01	€	11,70
❻ Appendino APPENDIUNO without hook, chrome-plated	APPAPUNOC 50	€	26,30
❼ Hook Appendiuno for ARES radiator, chrome-plated	APPATO23C 50	€	15,10
❽ Hook Appendiuno for TESI radiators, chrome-plated	APPATVERC 50	€	10,80

01 = Standard White finish code - 50 = Chrome-plated finish code

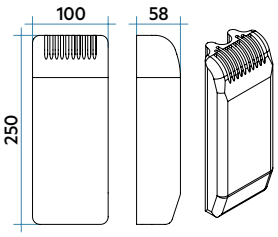

Humidifier for TESI radiators	Code		Price
Humidifier for TESI, white colour	AUMIDIF01 01	€	34,20

01 = Standard White finish code

(*) Product available while stocks last.

ACCESSORIES TOWEL-HOLDER FOR RELAX

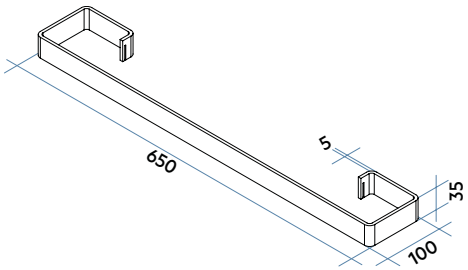

Towel holder for RELAX ELECTRICS radiators only for 616 mm width	Code	Price
Height adjustable towel holder for RELAX ELECTRIC, 616 mm width, chrome-plated	**ASTENSQELM 50**	€ 171,00

This accessory can only be combined with the electric version of Relax Power products

50 = Chrome-plated finish code

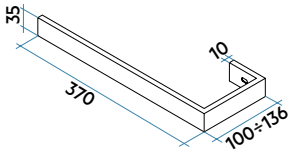

Towel holder "Small" for RELAX POWER, OVER POWER, RENOVA radiators	Code	Price
Towel holder SMALL for RELAX POWER, chrome-plated	**ASTENSQ20S 50**	€ 126,00
Towel holder SMALL for RELAX OVER POWER and RELAX RENOVA, chrome-plated	**ASTENSQ60S 50**	€ 126,00

50 = Chrome-plated finish code

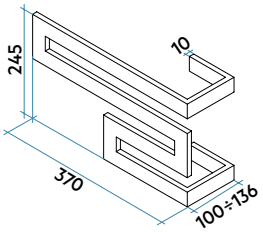

Towel holder "Large" for RELAX POWER, OVER POWER, RENOVA radiators	Code	Price
Towel holder LARGE for RELAX POWER, chrome-plated	**ASTENSQ20L 50**	€ 178,00
Towel holder LARGE for RELAX OVER POWER and RELAX RENOVA, chrome-plated	**ASTENSQ60L 50**	€ 178,00

50 = Chrome-plated finish code

CHOOSE THE HYDRAULIC CONNECTIONS

What are valve and lockshield

On each radiator, in addition to the vent valve, a valve and a lockshield must be fitted. These components are comparable to normal taps and allow the installer to physically connect the heating body (radiator) to the heating system (pipes). Both have the function of closing the circuit water and isolating the radiator from the rest of the system in maintenance situations.

The lockshield has no adjustment knob. The return circuit to regulate the flow in the radiators can be closed with a tool (hexagonal / Allen wrench).

The valve has a knob for manual adjustment. It can be used by the user directly and immediately to regulate the flow of water and therefore the temperature of the radiator, by manoeuvring it according to the needs of the moment.

Before you choose

Before choosing valve and lockshield it is necessary to know the dimensions of the system pipes and the dimensions of the radiator water inlet and outlet connections. Irsap has chosen to standardise most of the hydraulic connections of its radiators by bringing them to 1/2" (the half inch is the standard unit of measurement in Europe and the most used).

It is also necessary to know whether the pipes used in the system are made of iron, copper, plastic, multilayer, etc. This factor determines the choice of the type of valve:
• Iron fitting, usually used on old systems; for these systems Irsap offers valves in Standard White and Chrome finish;
• Copper and/or multilayer fitting, the most used because it relates to recently built systems; the valves are offered in all colour variants, complete with adapters for copper pipe dn 12, dn 14 and adapters for multilayer pipe dn 14, thick 2, dn 16, thick 2 mm.

Types and characteristics

The valve and lockshield kits are of different types, to allow optimal connection with the radiator:

Angled valves and lockshields

Angled valves and lockshields
Mainly used to connect the radiator to the heating system when the pipes come out of the wall, therefore perpendicularly to the heating body.

Straight valves and lockshields

Straight valves and lockshields
Mainly used to connect the radiator to the heating system when the pipes come out of the floor, therefore under the heating body.

Space-saving valves and lockshields

Space-saving valves and lockshields
these are a particular type of valves designed to reduce the overall space in depth, because the operating knobs are oriented towards the inside of the radiator.
Depending on this feature, you must choose whether the valve should be on the right or left.

Single-pipe valve body

Single-pipe valve body
this special valve in the straight and angled version is used to connect the radiator to "single-pipe" systems, no module and/or twin-pipe systems (only compatible with 11 mm dn probe). These systems, which are little used today, have the characteristic of connecting heating bodies in series.

The thermostatically controlled valves and thermostatic heads

With a few exceptions, IRSAP valves are thermostatically controlled valves with pre-adjustment (fig.1) which is necessary for the correct balancing of the system.

The combination of the thermostatically controlled valve and the thermostatic head (fig. 2) allows the radiator to increase and decrease the water flow automatically depending on the room temperature and the set point set on the thermostatic head. This solution is therefore excellent for adapting the room temperature independently, thus saving energy. This technology allows access to the tax relief program on building recovery/renovation.

Fig. 1

Fig. 2

Valves for mixed operation radiators (hydraulic/electric).

In summer, when the boilers are shut down, it is possible to use the towel warmers in electric mode by inserting a special electric heating element.
In order to install the electric heating element on the radiators, without changing the hydraulic centre distance, guaranteeing normal operation in both hydraulic and mixed mode, IRSAP proposes the use of special thermostatically controlled space-saving valves and lockshield..

THE EASY SOLUTION.

Systems with 50 mm fittings.



The variation of the heating hydraulic system in a home has always been synonymous with extensive masonry work.
This involves long work times and quite considerable costs, so that modifications tend to be lumped together and postponed until the home is to be totally restructured.
The cliché according to which "the heating system is born when the house is built and can never be changed" can be contradicted by making the system according to modern concepts, which in the design stage already contemplate the possibility of future variation.
Most Irsap radiators offer the possibility of central hydraulic fittings with a fixed centre distance of 50 mm; in these types of radiators the position of the water inlet and outlet pipes is independent of the radiator dimensions and is always the same for every height and every width of the different models.

In any bathroom a single masonry structure can therefore be made to bring the two water pipes into a single position, keeping them at a distance of 50 mm.
Any radiator can be connected to that hydraulic connection.
Even the choice of the radiator dimensions can be postponed without having to interrupt the construction of the system. Moreover, due to the same principle, in case of future replacement of the same radiator with another one that is different in size and shape, there will be no problems with masonry works, it will not be necessary to change the position of the pipes coming out of the wall.

THERMOSTATIC VALVES AND HEADS

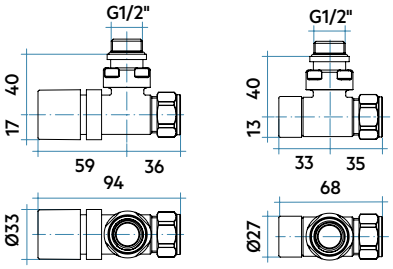

Kit for thermostatic angle valve and lockshield valve with pre-adjustment	Code	Price
Angle valve and lockshield valve with 1/2" multilayer/copper connection, white	VALKROSQUCU 01	€ 105,70
Angle valve and lockshield valve with 1/2" multilayer/copper connection, chrome-plated	VALKROSQUCU 50	€ 105,70
Angle valve and lockshield valve with 1/2" multilayer/copper connection, colored	VALKROSQUCU XX	€ 124,80
Angle valve and lockshield valve with 1/2" iron connection, white	VALKITSQUFE 01	€ 72,10
Angle valve and lockshield valve with 1/2" iron connection, chrome-plated	VALKITSQUFE 50	€ 68,90

The valve and lockshield valve kits come complete with 15 copper connections, 14 (2 thick) and 16 (2 thick) multilayer connections.

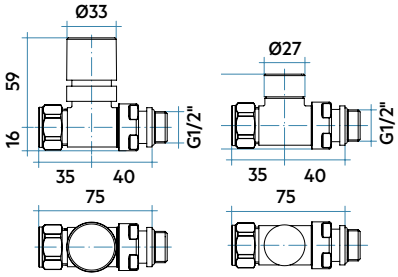

Kit for thermostatic straight valve and lockshield valve with pre-adjustment	Code	Price
Straight valve and lockshield valve with 1/2" multilayer/copper connection, white	VALKRODIRCU 01	€ 113,50
Straight valve and lockshield valve with 1/2" multilayer/copper connection, chrome-plated	VALKRODIRCU 50	€ 113,50
Straight valve and lockshield valve with 1/2" multilayer/copper connection, colored	VALKRODIRCU XX	€ 129,20

01 = Standard White finish code - **50** = Chrome-plated finish code - **XX** = Classic and Special finishes code - pag. 588

The valve and lockshield valve kits come complete with 15 copper connections, 14 (2 thick) and 16 (2 thick) multilayer connections.

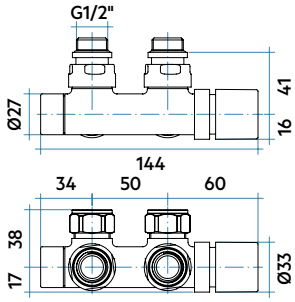

Kit for thermostatic 50 mm valve group with pre-adjustment	Code	Price
Thermostatic angle reversible valve and lockshield valve group with 1/2" multilayer/copper conn., white	VALKRO50SQUCU 01	€ 154,00
Thermostatic angle reversible valve and lockshield valve group with 1/2" multilayer/copper conn., chrome	VALKRO50SQUCU 50	€ 154,00
Thermostatic angle reversible valve and lockshield valve group with 1/2" multilayer/copper conn., colored	VALKRO50SQUCU XX	€ 169,70

01 = Standard White finish code - **50** = Chrome-plated finish code - **XX** = Classic and Special finishes code - pag. 588

The valve and lockshield valve kits come complete with 15 copper connections, 14 (2 thick) and 16 (2 thick) multilayer connections.

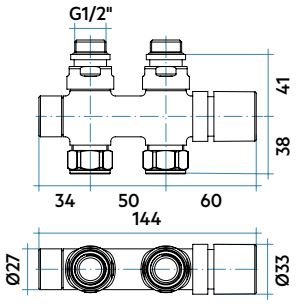

Kit for thermostatic 50 mm valve group with pre-adjustment	Code	Price
Thermostatic straight valve and lockshield valve group with 1/2" multilayer/copper connection, white	VALKRO50DIRCU 01	€ 159,70
Thermostatic straight valve and lockshield valve group with 1/2" multilayer/copper connection, chrome	VALKRO50DIRCU 50	€ 159,70
Thermostatic straight valve and lockshield valve group with 1/2" multilayer/copper connection, colored	VALKRO50DIRCU XX	€ 175,40

01 = Standard White finish code - **50** = Chrome-plated finish code - **XX** = Classic and Special finishes code - pag. 588

The valve and lockshield valve kits come complete with 15 copper connections, 14 (2 thick) and 16 (2 thick) multilayer connections.

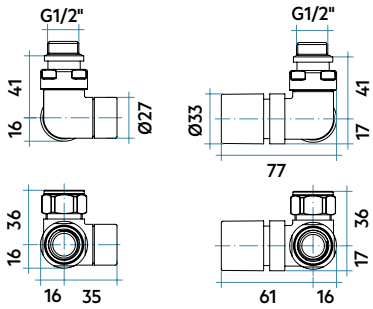

Kit space-saving valve and lockshield valve with pre-adjustment	Code	Price
Angled right valve and left lockshield, white, thermostatically controlled, copper/multilayer fitting 1/2"	VALKROSALVCU 01	€ 150,60
Angled right valve and left lockshield, chrome, thermostatically controlled, copper/multilayer fitting 1/2"	VALKROSALVCU 50	€ 150,60
Angled right valve and left lockshield, colored, thermostatically controlled, copper/multilayer fitting 1/2"	VALKROSALVCU XX	€ 173,10
Angled left valve and right lockshield, white, thermostatically controlled, copper/multilayer fitting 1/2"	VALKROSALVCUS 01	€ 150,60
Angled left valve and right lockshield, chrome, thermostatically controlled, copper/multilayer fitting 1/2"	VALKROSALVCUS 50	€ 150,60
Angled left valve and right lockshield, colored, thermostatically controlled, copper/multilayer fitting 1/2"	VALKROSALVCUS XX	€ 173,10

01 = Standard White finish code - **50** = Chrome-plated finish code - **XX** = Classic and Special finishes code - pag. 588

The valve and lockshield valve kits come complete with 15 copper connections, 14 (2 thick) and 16 (2 thick) multilayer connections.

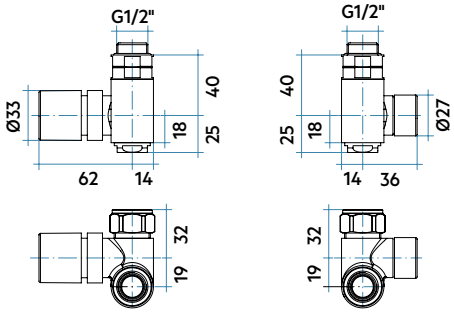

Kit of thermostatically controlled space-saving valve and lockshield with pre-adjustment for mixed operation, 1/2"	Code	Price
Right-hand valve and left-hand lockshield at 90°, save space, white for mixed operation	VALKROSQMIST 01	€ 155,80
Right-hand valve and left-hand lockshield at 90°, save space, chrome-plated for mixed operation	VALKROSQMIST 50	€ 155,80
Left-hand valve and left-hand lockshield at 90°, save space, white for mixed operation	VALKROSQMISTS 01	€ 155,80
Left-hand valve and left-hand lockshield at 90°, save space, chrome-plated for mixed operation	VALKROSQMISTS 50	€ 155,80

01 = Standard White finish code - **50** = Chrome-plated finish code - **XX** = Classic and Special finishes code - pag. 588

The valve and lockshield valve kits come complete with 15 copper connections, 14 (2 thick) and 16 (2 thick) multilayer connections.

THERMOSTATIC VALVES AND HEADS

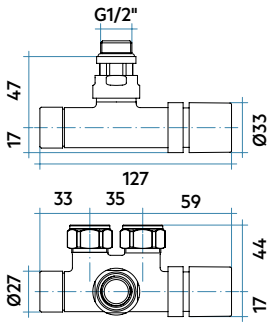

Kit of thermostatically controlled single-pipe angled valves, pitch 35 mm, 1/2” no module and/or twin-pipe systems	Code	Price
Kit monotube angle valve, white	KITMONESC 01	€ 92,20
Kit monotube angle valve, chrome-plated	KITMONESC 50	€ 92,20
Kit monotube angle valve, colored	KITMONESC XX	€ 103,40

01 = Standard White finish code - **50** = Chrome-plated finish code - **XX** = Classic and Special finishes code - pag. 588

The valve is supplied with the lockshield fully open.

The valve kits, supplied with 11 mm diameter recirculation probe, are complete with fittings for copper 15 and multilayer 14, thick 2, 16, thick 2.

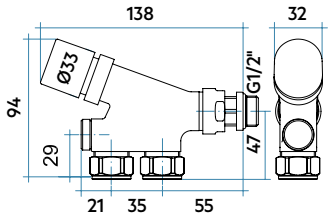

Kit of thermostatically controlled single-pipe straight valves, pitch 35 mm, 1/2” no module and/or twin-pipe systems	Code	Price
Kit monotube straight valve, white	KITMONREC 01	€ 101,20
Kit monotube straight valve, chrome-plated	KITMONREC 50	€ 101,20
Kit monotube straight valve, colored	KITMONREC XX	€ 111,40

01 = Standard White finish code - **50** = Chrome-plated finish code - **XX** = Classic and Special finishes code - pag. 588

The valve is supplied with the lockshield 50% open.

The valve kits, supplied with 11 mm diameter recirculation probe, are complete with fittings for copper 15 and multilayer 14, thick 2, 16, thick 2.

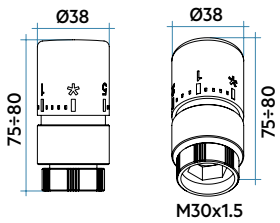

Thermostatic head	Code	Price
Liquid-filled thermostatic head, white finish CERTIFIED PRODUCT	TESTELIQ3 01	€ 47,00
Liquid-filled thermostatic head, chrome-plated finish	TESTELIQ3 50	€ 68,00
Liquid-filled thermostatic head, satin finish	TESTELIQ3 55	€ 112,00

01 = Standard White finish code - **50** = Chrome-plated finish code - **55** = Satin chrome finish code

Thermostatic heads have a universal thread M30 x 1.5.



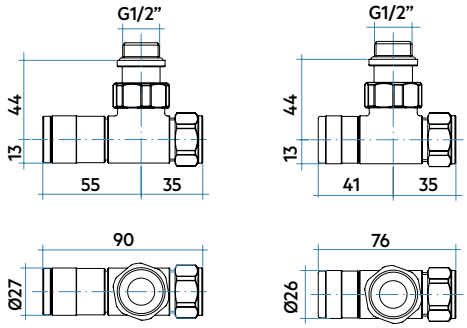

Kit not thermostatic valve and lockshield valve	Code	Price
Chrome-plated angle valve and lockshield valve, 1/2" multilayer/copper connection	**VALKITTONDO 50**	€ 95,40
Satin finish angle valve and lockshield valve, 1/2" multilayer/copper connection	**VALKITTONDO 55**	€ 121,90

50 = Chrome-plated finish code - **55** = Satin chrome finish code

The valve and lockshield valve kits come complete with 12, 14 and 15 copper connections.

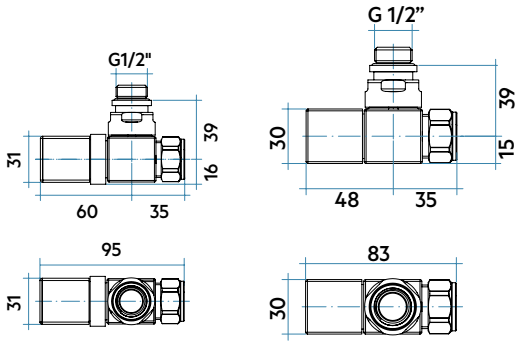

Kit for thermostatic angle valve and lockshield valve with pre-adjustment	Code	Price
Angle valve and lockshield valve with 1/2” multilayer/copper connection, chrome-plated	**VALKROQUACU 50**	€ 125,10
Angle valve and lockshield valve with 1/2” multilayer/copper connection, satin	**VALKROQUACU AS**	€ 182,30

50 = Chrome-plated finish code - **AS** = Satin stainless steel finish code

The valve and lockshield valve kits come complete with 15 copper connections, 14 (2 thick) and 16 (2 thick) multilayer connections.



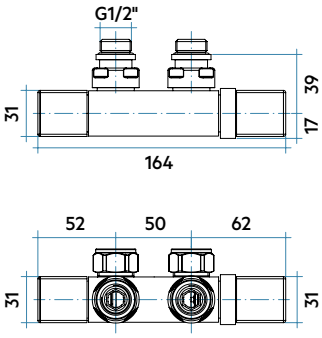

Kit for thermostatic 50 mm valve group with pre-adjustment	Code	Price
Thermostatic angle reversible valve and lockshield valve group with 1/2” multilayer/copper conn., chrome	**VALKRO50QUACU 50**	€ 165,40
Thermostatic angle reversible valve and lockshield valve group with 1/2” multilayer/copper conn., satin	**VALKRO50QUACU AS**	€ 240,60

50 = Chrome-plated finish code - **AS** = Satin stainless steel finish code

The valve and lockshield valve kits come complete with 15 copper connections, 14 (2 thick) and 16 (2 thick) multilayer connections.

PIPE COVER

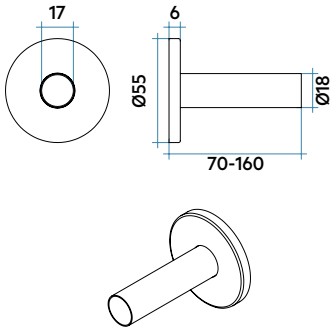

Separate pipe cover kit for radiator installation	Code		Price
2 white pipe cover kit lenght 70 mm	**VALKITCOPTU70 01**	€	48,90
2 chrome-plated pipe cover kit lenght 70 mm	**VALKITCOPTU70 50**	€	52,90
2 satin pipe cover kit lenght 70 mm	**VALKITCOPTU70 55**	€	59,80
2 white pipe cover kit lenght 160 mm	**VALKITCOPT160 01**	€	48,90
2 chrome-plated pipe cover kit lenght 160 mm	**VALKITCOPT160 50**	€	52,90
2 satin pipe cover kit lenght 160 mm	**VALKITCOPT160 55**	€	59,80

01 = Standard White finish code - **50** = Chrome-plated finish code - **55** = Satin chrome finish code

Separate pipe cover kit not adaptable for single-pipe valves

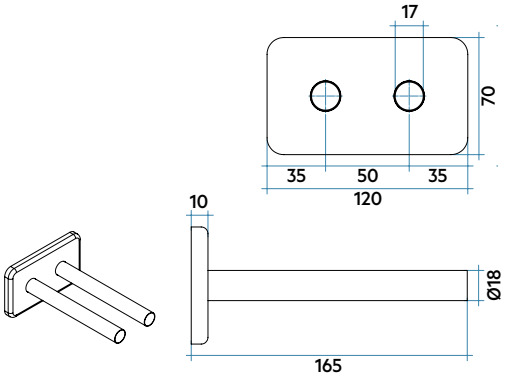

Pipe cover kit with pitch 50 mm for radiator installation	Code		Price
White pipe cover kit pitch 50 mm, length 160 mm	**VALKITCOPT50 01**	€	48,90
Chrome-plated pipe cover kit pitch 50 mm, length 160 mm	**VALKITCOPT50 50**	€	52,90
Satin pipe cover kit pitch 50 mm, length 160 mm	**VALKITCOPT50 55**	€	59,80

01 = Standard White finish code - **50** = Chrome-plated finish code - **55** = Satin chrome finish code

Pipe cover kit with pitch 50 mm not adaptable for single-pipe valves

Kit suitable for copper/multilayer pipes from 10 to 16 mm

FITTINGS AND ADAPTERS

Fittings for water connections	Code		Price
Connection diameter 15 mm for valves with copper attachment, chrome-plated	RACRACR1550	€	9,20
Connection diameter 16 mm for valves with copper attachment, chrome-plated	RACRACR1650	€	9,20
Connection diameter 16 x 2,25 mm for multilayer pipe, chrome-plated	RACMULTLU03	€	9,20
Connection diameter 17 x 2 mm for multilayer pipe, chrome-plated	RACMULTLU06	€	9,20
Connection diameter 18 x 2 mm for multilayer pipe, chrome-plated	RACMULT04	€	9,20
Connection diameter 20 x 2 mm for multilayer pipe, chrome-plated	RACMULT07	€	9,20
Connection diameter 20 x 2,25 mm for multilayer pipe, chrome-plated	RACMULT05	€	9,20
Connection diameter 20 x 2,5 mm for multilayer pipe, chrome-plated	RACMULT20X2.5	€	9,20

❶

❷

❸

❹

Accessories for hydraulic installation	Code		Price
❶ Universal spanner for plugs and bushes, made of non-scratch material	ATCHIAV000	€	7,70
❷ Chrome reduction 1/2" to 3/8"	ASIRID01	€	4,20
❸ 1/2" male - female chrome-plated fitting	ASIRID02	€	2,90
❹ Copper/iron adapter, 1/2" chrome-plated	RACCUFE12 50	€	23,70

❶

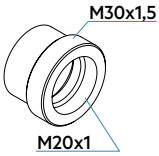

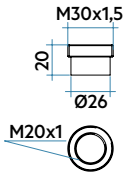

❷

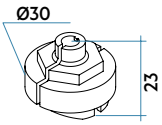

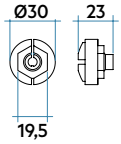

Adapters for thermostatically controlled valves	Code		Price
❶ Adattatore M30 x 1,5 mm per valvole termostatizzabili tipo FAR	ADATM301503	€	10,60
❷ Adattatore M30 x 1,5 mm per valvole termostatizzabili tipo Giacomini	ADATM301502	€	6,00

❶

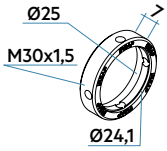

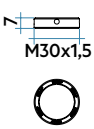

❷

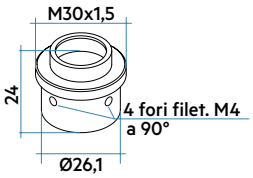

Adapters for thermostatically controlled valves	Code		Price
❶ Adapter for thermostatic head (Caleffi type) M30x1,5 with four grains	VALGHITERM2	€	4,50
❷ Adapter for thermostatic head (Danfoss type) M30x1,5 with four grains	ADATM30150450	€	25,90

VENT VALVES, CUPS AND COVERS

❶ ❷ ❸ ❹ ❺

Air vents	Code	Price
❶ 1/2" adjustable chrome-plated and white air vent	ASIVAL03E	€ 5,50
❷ 3/8" adjustable chrome-plated and white air vent	ASIVAL04	€ 5,50
❸ 3/4" adjustable chrome-plated and white air vent	ASIVAL09	€ 5,90
❹ 1/2" adjustable all chrome-plated air vent	ASIVAL03CRO	€ 6,30
❺ Automatic air vent, chrome-plated	ASIVAL06ACRO	€ 16,90

❶ ❷ ❸ ❹

Air vents	Code	Price
❶ Air vent key	ATCHIAVSFIAE	€ 1,50
❷ Vent valve of 1/4" with rubber hose suitable for RELAX OVER POWER and RELAX RENOVA radiators	ASIVAL13	€ 6,10
❸ Concealed vent valve of 1/2" suitable for SOU,L FUNKY and JAZZ radiators	ASIVAL15	€ 6,10
❹ 1/2" adjustable all chrome-plated air vent for Decorative radiators	ASIVALARCRO	€ 6,10

❶ ❷ ❸ ❹ ❺ ❻

Cups and covers	Code	Price
❶ Plastic white plug for ASITAP07, ASITAP08 and ASITAP09	ASITAPCOP	€ 1,70
❷ Plastic chrome plug for ASITAP07, ASITAP08 and ASITAP09	ASITAPCOPCRO	€ 2,70
❸ 1/2" chrome-plated end plug	ASITAP 01 E	€ 3,80
❹ 1/2" chromium-plated plug with recessed hexagonal head (8 mm)	ASITAP 07	€ 4,00
❺ 3/8" chromium-plated plug with recessed hexagonal head (8 mm)	ASITAP 08	€ 4,00
❻ 3/4" chromium-plated plug with recessed hexagonal head (8 mm)	ASITAP 09	€ 4,50

DIAPHRAGMS AND NIPPLES

❶

❷

❸

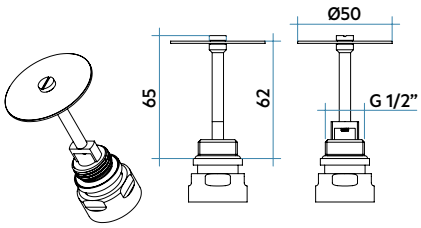

Flow diverter	Code	Price
❶ Flow deflector for TESI without plugs mounted	DIAFRAMM	€ 12,00
❷ Mobile flow diverter for PIANO, ARPA23, FLAUTO, RIGO, KART, NET and SAX	ASIDEV04	€ 12,20
❸ Flow deflector for TESI radiators with 1/2" plugs mounted	ASIDEV05	€ 14,80

• To use this product replace the valve shank with this deflector, the overall dimensions do not change if Irsap valves are used.

❶

❷

❸

❹

Silicon seals and Nipples for TESI	Code	Price
❶ 1” 1/4 silicone seals for plugs and bushes	ATSILICONT	€ 1,60
❷ Silicone gasket for 1 1/4" caps and adapters, transparent, for TESI with Loft finish	ATSILICONTTR	€ 1,70
❸ 1” 1/4 silicone seals for nipples	ATSILICONN	€ 1,60
❹ Nipple (right - left) for radiator connection 1” 1/4	ANIPPLENOR	€ 2,70

Extension	Code	Price
Extension 1/2” M. - 15 mm diameter	PRO1612050	€ 13,50
Extension 1/2” M. - 16 mm diameter	PRO1517550	€ 13,50

ACCESSORIES FOR WALL FIXING

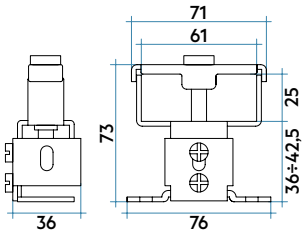

Brackets, complete with screws and anchors for SAX2 radiator	Code	Price
Pair of white brackets for SAX2, anchor	BSACSX22520 01	€ 21,40
Pair of colored brackets for SAX2, anchor	BSACSX22520 XX	€ 22,50

01 = Standard White finish code - **XX** = Classic and Special finishes code - pag. 588

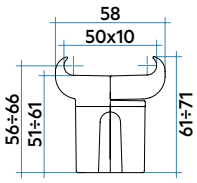

Brackets for PIANO2 wall fixing, screw and anchors included	Code	Price
Pair of white brackets blanches for PIANO2, adjustable	KIT2MORS50VT 01	€ 21,90
Pair of coloured brackets blanches for PIANO2, adjustable	KIT2MORS50VT XX	€ 27,40

01 = Standard White finish code - **XX** = Classic and Special finishes code - pag. 588

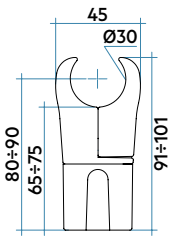

Brackets for ARPA18_2, ARPA23_2, ELLIPSIS_V 2, ELLIPSIS_H 2 wall fixing, screw and anchors included	Code	Price
Pair of white brackets blanches for ARPA18_2, ARPA23_2, ELLIPSIS_V 2, ELLIPSIS_H 2 adjustable	KIT2MORSA28 01	€ 21,90
Pair of coloured brackets blanches for ARPA18_2, ARPA23_2, ELLIPSIS_V 2, ELLIPSIS_H 2 adjustable	KIT2MORSA28 XX	€ 27,40

01 = Standard White finish code - **XX** = Classic and Special finishes code - pag. 588

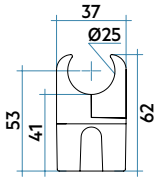

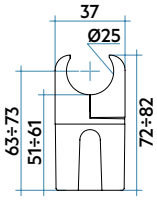

Chela for TESI and NOVO radiators	Code	Price
Clips on to Ø25 tube and not adjustable spacer depth of 4 cm, white **(*)**	**ATTCHELA4 01**	€ 10,30
Clips on to Ø25 tube and not adjustable spacer depth of 4 cm, chrome-plated **(*)**	**ATTCHELA4 50**	€ 17,50
Clips on to Ø25 tube and not adjustable spacer depth of 4 cm, colored **(*)**	**ATTCHELA4 XX**	€ 13,00
Clips on to Ø25 tube and adjustable spacer, depth from 5 to 6 cm, white **(**)**	**ATTCHELA5 01**	€ 10,50
Clips on to Ø25 tube and adjustable spacer, depth from 5 to 6 cm, chrome-plated **(**)**	**ATTCHELA5 50**	€ 18,20
Clips on to Ø25 tube and adjustable spacer, depth from 5 to 6 cm, colored **(**)**	**ATTCHELA5 XX**	€ 13,20

01 = Standard White finish code - **50** = Chrome-plated finish code - **XX** = Classic and Special finishes code - pag. 588

(*) Accessory recommended for installation of Tesi 2, 3 radiators
(**) Accessory recommended for installation of Novo radiators

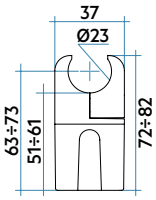

Chela for NOVO CHROME-PLATED radiator	Code	Price
Clips on to Ø23 and adjustable spacer, depth from 5 to 6 cm, white	**ATTCHE235 01**	€ 13,90
Clips on to Ø23 and adjustable spacer, depth from 5 to 6 cm, chrome-plated	**ATTCHE235 50**	€ 17,50
Clips on to Ø23 and adjustable spacer, depth from 5 to 6 cm, colored	**ATTCHE235 XX**	€ 17,10

01 = Standard White finish code - **50** = Chrome-plated finish code - **XX** = Classic and Special finishes code - pag. 588

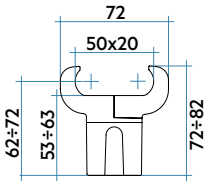

Chela for VELA radiator	Code	Price
Clips on to tube and adjustable spacer, depth from 5 to 6 cm, white	**ATTVELACO 01**	€ 17,40
Clips on to tube and adjustable spacer, depth from 5 to 6 cm, chrome-plated	**ATTVELACO 50**	€ 24,50
Clips on to tube and adjustable spacer, depth from 5 to 6 cm, colored	**ATTVELACO XX**	€ 21,40

01 = Standard White finish code - **50** = Chrome-plated finish code - **XX** = Classic and Special finishes code - pag. 588

ACCESSORIES FOR WALL FIXING

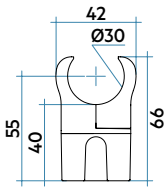

Chela for radiators: RIGO, FLAUTO, FLAUTO 2, FLAUTO CHROME-PLATED, PIANO, SAX, ARPA12, ARPA18, ELLIPSIS_V, ELLIPSIS_H, ELLIPSIS_B	Code	Price
Clips on to manifold, wall fixing, white	ATTCHE430 01	€ 18,10
Clips on to manifold, wall fixing, colored	ATTCHE430 XX	€ 22,60
Clips on to manifold, wall fixing, chrome-plated	ATTCHE430 50	€ 23,80

01 = Standard White finish code - **50** = Chrome-plated finish code - **XX** = Classic and Special finishes code - pag. 588

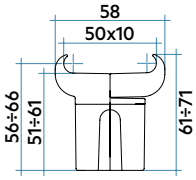

Chela for PIANO2 radiators	Code	Price
Clips on tubes 50x10 mm, wall fixing, white	ATTMORS50 01	€ 13,50
Clips on tubes 50x10 mm, wall fixing, colored	ATTMORS50 XX	€ 17,30

01 = Standard White finish code - **XX** = Classic and Special finishes code - pag. 588

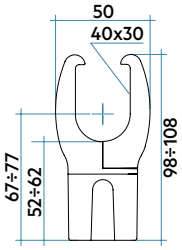

Chela for semioval manifolds 40x30 side installation	Code	Price
Clip on the white tube and adjustable spacer, depth from 5 to 6 cm	ATTCHEBAC 01	€ 42,50
Clip on the colored tube and adjustable spacer, depth from 5 to 6 cm	ATTCHEBAC XX	€ 57,40
Clip on the chrome-plated tube and adjustable spacer, depth from 5 to 6 cm	ATTCHEBAC 50	€ 53,20

01 = Standard White finish code - **50** = Chrome-plated finish code - **XX** = Classic and Special finishes code - pag. 588

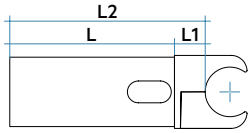

Chela Wall spacers	Code		Price
with 43 mm anchor (L), white	ATTPRO43 01	€	25,50
with 43 mm anchor (L), chrome-plated	ATTPRO43 50	€	29,70
with 63 mm anchor (L), white	ATTPRO63 01	€	25,50
with 63 mm anchor (L), chrome-plated	ATTPRO63 50	€	29,70
with 83 mm anchor (L), white	ATTPRO83 01	€	25,50
with 83 mm anchor (L), chrome-plated	ATTPRO83 50	€	29,70
with 103 mm anchor (L), white	ATTPRO103 01	€	25,50
with 103 mm anchor (L), chrome-plated	ATTPRO103 50	€	29,70
with 123 mm anchor (L), white	ATTPRO123 01	€	25,50
with 123 mm anchor (L), chrome-plated	ATTPRO123 50	€	29,70
30 cm wall fixed	ADISTMU30 01	€	11,70

01 = Standard White finish code - **50** = Chrome-plated finish code - **XX** = Classic and Special finishes code - pag. 588

For different installation requirements, 4 spacers are avaible to replace the original CHELA spacers:30 cm wall fixed version and with anchor.
L : mm 43 - 63 - 83 - 103 - 123
L1: 17 mm (ATTCHELA4; ATTCHE430) - 17÷ 27 mm (ATTVELACO; ATTDUBLE1; ATTCHE235; ATTCHELA5; ATTCHEBAC) - 30 ÷ 40 mm: (ATTMORS28)
L2: space radiator tube from wall

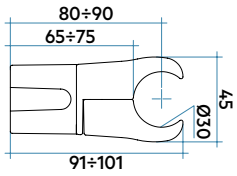

Chela for ARPA23_2 Vert. and Horiz.	Code		Price
Clips on manifold Ø30, wall fixing, white	ATTMORS28 01	€	13,50
Clips on manifold Ø30, wall fixing, colored	ATTMORS28 XX	€	17,30

01 = Standard White finish code - **XX** = Classic and Special finishes code - pag. 588

ACCESSORIES FOR WALL FIXING



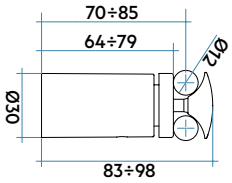

Clips between tubes for FILO radiator	Code		Price
Clips between tubes and adjustable spacer, depth from 5,5 to 6 cm, white	**ATTCHEINEMIN 01**	€	7,10
Clips between tubes and adjustable spacer, depth from 5,5 to 6 cm, chrome-plated	**ATTCHEINEMIN 50**	€	10,30

01 = Standard White finish code - **50** = Chrome-plated finish code

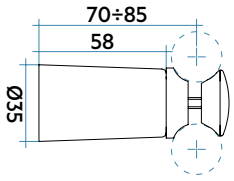

Clips between tubes for VELA and ARES radiators	Code		Price
Clip on to tube, wall fixing, white	**ATTCHEINE 01**	€	8,90
Clip on to tube, wall fixing, colored	**ATTCHEINE 50**	€	10,80

01 = Standard White finish code - **50** = Chrome-plated finish code

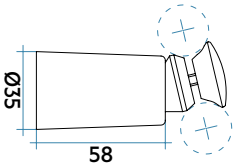

Clips between tubes for VENUS and VENUS CHROME-PLATED radiators	Code		Price
Clips between tubes and adjustable spacer, white	**ATTCHEINEINC 01**	€	9,80
Clips between tubes and adjustable spacer, colored	**ATTCHEINEINC 50**	€	12,80

01 = Standard White finish code - **50** = Chrome-plated finish code

In addition to the patented wall fixing brackets, each Chela or Infra-pipe package contains the respective screws and anchors.

ACCESSORIES FOR FLOOR FIXING

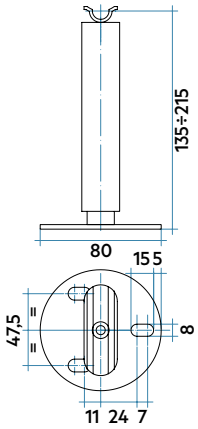

Exemples of installation

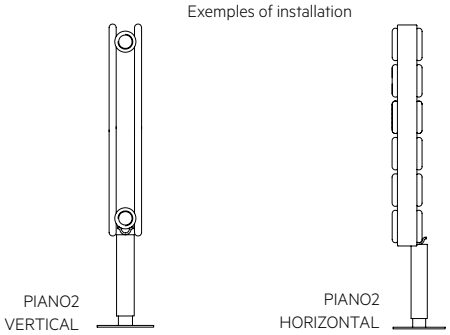

Floor stands for PIANO, PIANO2, SAX, SAX2, ARPA12, ARPA12_2, ARPA18, ARPA18_2, ARPA23, ARPA23_2, ELLIPSIS_V, ELLIPSIS_V 2, ELLIPSIS_H, ELLIPSIS_H 2	Code	Price
Height adjustable white stand for floor installation, white	**AMENSPAVPA 01**	€ 48,50
Height adjustable white stand for floor installation, colored	**AMENSPAVPA XX**	€ 51,90

01 = Standard White finish code - **XX** = Classic and Special finishes code - pag. 588

ACCESSORIES FOR ELECTRICAL OPERATIONS

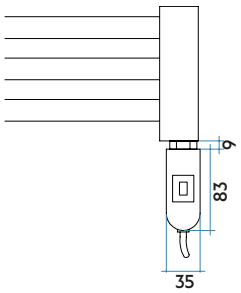

Electric heating element with ON/OFF switch (type I)	Code	Price
300 W complete with two 1/2" T and one 1/2" plug (340 mm), white	**ANRES300WDI**	**€ 135,00**
400 W complete with two 1/2" T and one 1/2" plug (405 mm), white	**ANRES400WDI**	**€ 137,00**
700 W complete with two 1/2" T and one 1/2" plug (540 mm), white	**ANRES700WDI**	**€ 147,00**
1000 W complete with two 1/2" T and one 1/2" plug (700 mm), white	**ANRES1000WDI**	**€ 158,00**
300 W complete with two 1/2" T and one 1/2" plug (340 mm), chrome-plated	**ANRES300WDI 50**	**€ 138,00**
400 W complete with two 1/2" T and one 1/2" plug (405 mm), chrome-plated	**ANRES400WDI 50**	**€ 141,00**
700 W complete with two 1/2" T and one 1/2" plug (540 mm), chrome-plated	**ANRES700WDI 50**	**€ 149,00**
1000 W complete with two 1/2" T and one 1/2" plug (700 mm), chrome-plated	**ANRES1000WDI 50**	**€ 161,00**

01 = Standard White finish code - **50** = Chrome-plated finish code

Electric heating element with built-in ON/OFF switch.
Characteristics: 230 V, 50 Hz, insulation Class I, protection rating IP54.
Allows the towel warmer to be used independently of the hydraulic system. Available in powers 300, 400, 700 and 1000 Watt, adaptable to the various models. 2 T connectors of 1/2" are available and a 1/2" cap, to be used depending on the connection of the towel warmer for vertical fitting of the electric heating element. Complete with electric cable (1200 mm) and Schuko plug.
The electronics are available in the colours Standard White (cod. 01) and Chrome-plated (cod. 50).

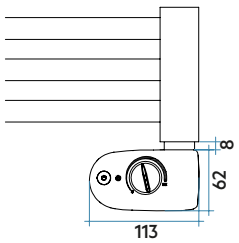

Electric heating element with regulator to control the internal temperature of the fluid (type K)	Code	Price
300 W complete with two 1/2" T and one 1/2" plug (340 mm), white	**ANRE0300KSP 01**	**€ 169,00**
400 W complete with two 1/2" T and one 1/2" plug (405 mm), white	**ANRE0400KSP 01**	**€ 172,00**
700 W complete with two 1/2" T and one 1/2" plug (540 mm), white	**ANRE0700KSP 01**	**€ 180,00**
1000 W complete with two 1/2" T and one 1/2" plug (700 mm), white	**ANRE1000KSP 01**	**€ 188,00**
300 W complete with two 1/2" T and one 1/2" plug (340 mm), chrome-plated	**ANRE0300KSP 50**	**€ 180,00**
400 W complete with two 1/2" T and one 1/2" plug (405 mm), chrome-plated	**ANRE0400KSP 50**	**€ 183,00**
700 W complete with two 1/2" T and one 1/2" plug (540 mm), chrome-plated	**ANRE0700KSP 50**	**€ 191,00**
1000 W complete with two 1/2" T and one 1/2" plug (700 mm), chrome-plated	**ANRE1000KSP 50**	**€ 201,00**

01 = Standard White finish code - **50** = Chrome-plated finish code

Electric heating element with regulator to control the internal temperature of the fluid.
Characteristics: 230 V, 50 Hz, insulation Class I, protection rating IP44.
Allows the towel warmer to be used independently of the hydraulic system. Available in powers 300, 400, 700 and 1000 Watt, adaptable to the various models. 2 T connectors of 1/2" are available and a 1/2" cap, to be used depending on the connection of the towel warmer for vertical fitting of the electric heating element. Complete with electric cable (1200 mm) and Schuko plug.
The electronics are available in the colours Standard White (cod. 01) and Chrome-plated (cod. 50).

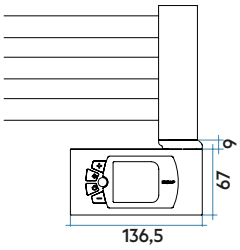

Electric heating element with IR electronic control for regulating the ambient temperature (type H) and electronic remote control	Code	Price
300 W complete with two 1/2" T and one 1/2" plug (370 mm), white	**ANRE0300HSP 01**	**€ 205,00**
400 W complete with two 1/2" T and one 1/2" plug (440 mm), white	**ANRE0400HSP 01**	**€ 208,00**
700 W complete with two 1/2" T and one 1/2" plug (670 mm), white	**ANRE0700HSP 01**	**€ 214,00**
1000 W complete with two 1/2" T and one 1/2" plug (810 mm), white	**ANRE1000HSP 01**	**€ 220,00**
300 W complete with two 1/2" T and one 1/2" plug (370 mm), chrome-plated	**ANRE0300HSP 50**	**€ 225,00**
400 W complete with two 1/2" T and one 1/2" plug (440 mm), chrome-plated	**ANRE0400HSP 50**	**€ 228,00**
700 W complete with two 1/2" T and one 1/2" plug (670 mm), chrome-plated	**ANRE0700HSP 50**	**€ 233,00**
1000 W complete with two 1/2" T and one 1/2" plug (810 mm), chrome-plated	**ANRE1000HSP 50**	**€ 241,00**
IR remote control allowing complete remote management of all the functions of the electric radiators with type H electronic control	**REELETTRASM40**	**€ 77,00**

01 = Standard White finish code - **50** = Chrome-plated finish code

Electric heating element with electronic control for regulating the ambient temperature.
Characteristics: 230 V, 50 Hz, insulation Class II, protection rating IP 44, ambient temperature control with boost 2h, chrono, comfort, night, antifreeze and holiday modes as well as ASC functions (Adaptative Start Control), detect open window function, on/off button and child safety lock. Available in powers 300, 400, 700 and 1000 Watt. 2 T connectors of 1/2" are available and a 1/2" cap, to be used depending on the connection of the bath radiator for vertical fitting of the electric heating element. Complete with electric cable (1200 mm) and Schuko plug.
The electronics are available in the colours Standard White (cod. 01) and Chrome-plated (cod. 50).

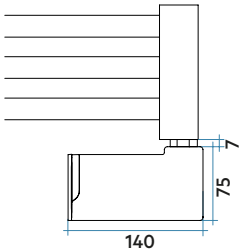

WiFi electric heating element (type E) manageable by APP	Code	Price
300 W complete with two 1/2" T and one 1/2" plug (370 mm), white	**ANRE0300ESP 01**	**€ 386,00**
400 W complete with two 1/2" T and one 1/2" plug (440 mm), white	**ANRE0400ESP 01**	**€ 388,00**
700 W complete with two 1/2" T and one 1/2" plug (670 mm), white	**ANRE0700ESP 01**	**€ 395,00**
1000 W complete with two 1/2" T and one 1/2" plug (810 mm), white	**ANRE1000ESP 01**	**€ 402,00**
300 W complete with two 1/2" T and one 1/2" plug (370 mm), colored	**ANRE0300ESP XX**	**€ 407,00**
400 W complete with two 1/2" T and one 1/2" plug (440 mm), colored	**ANRE0400ESP XX**	**€ 410,00**
700 W complete with two 1/2" T and one 1/2" plug (670 mm), colored	**ANRE0700ESP XX**	**€ 413,00**
1000 W complete with two 1/2" T and one 1/2" plug (810 mm), colored	**ANRE1000ESP XX**	**€ 422,00**

01 = Standard White finish code - **XX** = for color code see Classic and Special finishes on page - pag. 588

Daily and/or weekly programmable WiFi electronic control for managing and controlling the ambient temperature.
Characteristics: 230 V, 50 Hz, insulation Class II, protection rating IP24.
Using the dedicated APP, in addition to monitoring and setting the desired temperature, it is possible to manage the following functions:
stand-by function, key lock function, antifreeze function, HOME/AWAY function (geolocation), holiday function, detect open window function, ITCS function (Intelligence Temperature Control System), which allows you to have the exact temperature at the set time.
Available powers 300, 400, 700 and 1000 Watt. 2 T connectors of 1/2" are available and a 1/2" concealed cap, to be used depending on the connection of the bathroom radiators for vertical fitting of the electric heating element. Complete with red textile power cable 1200 mm long with Schuko plug.
The electronics are available in the colours of the IRSAP colour chart, STANDARD, CLASSIC and SPECIAL.

ACCESSORIES FOR ELECTRICAL OPERATIONS

Wireless Electronic Control	Code	Price
Wireless Electronic Control, white	REELETTRAS2501N	€ 107,00
Wireless Electronic Control, grey metallic	REELETTRAS25B4N	€ 107,00

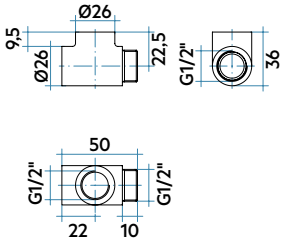

Three-way connection for inserting electrical heating elements	Code	Price
1/2" white, 3-way T-union	ATRACTFMF 01	€ 11,20
1/2" chromium plated, 3-way T-union	ATRACTFMF 50	€ 14,60

01 = Standard White finish code - **50** = Chrome-plated finish code

DUAL FUNCTION

During the summer months when the boiler is switched off, an immersion heater can be inserted into the towel warmer radiators so they can be used to warm towels and linen.
When used in combination with an immersion heater, the towel warmer radiator is effectively transformed into an electrical appliance with a 230 V, 1 ph, 50 Hz power supply, therefore the electrical standards in effect must be fully complied with.

Electric radiators must be installed in zone 3(B) in any bathroom. They may only be installed in zone 2(A) (or at least 60 cm from the edge of a bath or shower), if the power supply line to the socket is protected by a differential overload cut-out with an intervention threshold not exceeding 30 mA. The power supply socket and the differential overload cut-out must be located in zone 3.

The power of the immersion heater must be selected in accordance with the size of the radiator. The technical data sheet of each radiator indicates the best power for each model. A lower power may be chosen to keep down energy costs. Higher powers would force the internal working thermostat to trigger, which would anyway limit the maximum thermal power the radiator would be capable of dissipating into the environment. The immersion heater must be installed vertically in one of the side manifolds; this is the only way to guarantee that the entire radiator warms up evenly after about 20-30 minutes.

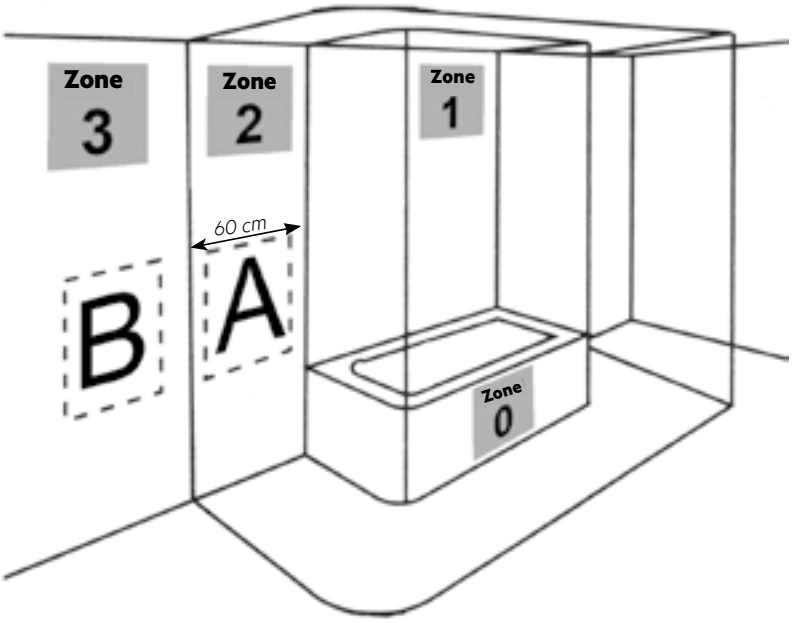

TYPICAL INSTALLATION FOR ALL RADIATORS USING A TEE

"A" quota for IRSAP angle pattern valves and lockshield valves = 40 mm

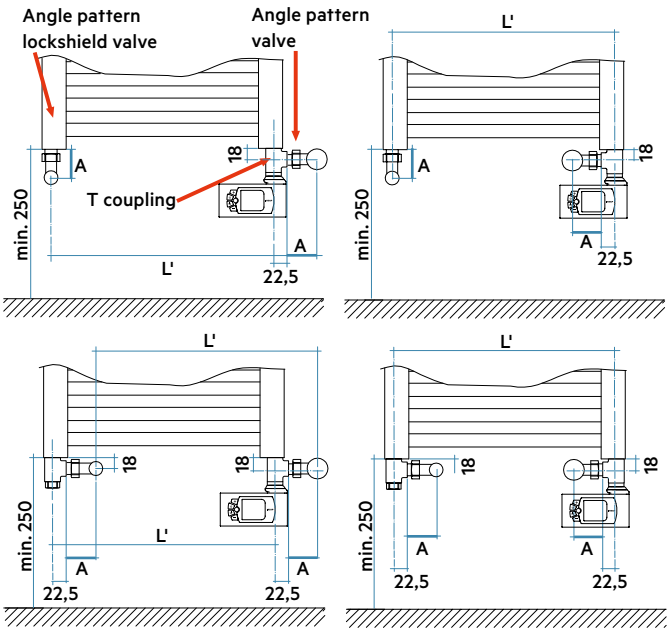

TYPICAL INSTALLATION FOR ALL RADIATORS WITH A 50 MM CONNECTION CENTRE

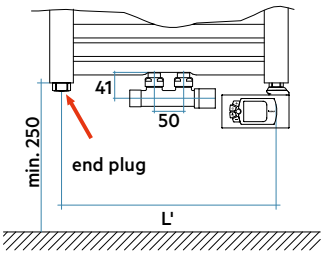

All the radiators with central connections and a 50 mm connections centre feature 1/2" bores on the bottom of the side manifolds where it is possible to easy insert an immersion heater at any time.

INSTALLATION OF THE ELECTRIC HEATING ELEMENT IN PRODUCTS WITHOUT 50 MM CENTRAL CONNECTIONS

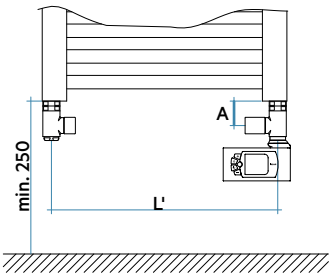

In order to install the electric heating element in products without 50 mm central connections on the lowest pipe (see the figure at the side), IRSAP proposes the use of special valves and lockshields that offer the chance to insert the electric heating element through the valve casing without changing the hydraulic connection in order to ensure normal operation in both hydraulic and mixed modes. Valve and lockshield code: VALKITSQMIST in white (code 01) or chrome-plated (code 50) finish.

TYPICAL INSTALLATION FOR THE ASYMMETRIC PRODUCT RANGE USING THE THREE-WAY FITTING

"A" quota for IRSAP angle pattern valves and lockshield valves = 40 mm

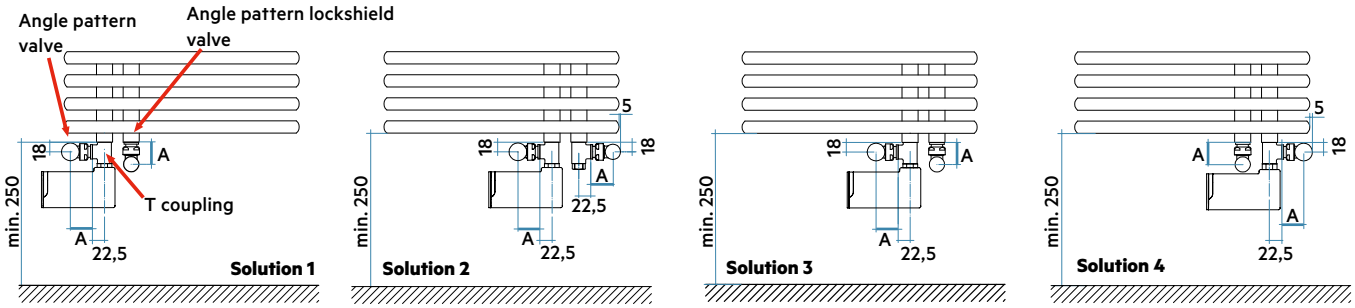

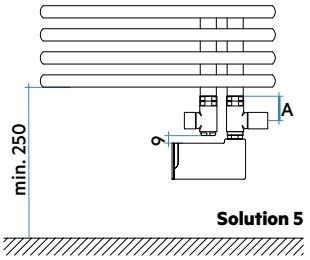

Solution 1: installation out of alignment with left manifold

Solution 2: installation in alignment with right manifold

Solution 3: installation out of alignment with right manifold

Solution 4: installation out of alignment with right manifold and inversion of electronics position

Solution 5: with space-saver valve for aligned 50 mm connection centre installation

TECHNICAL INFORMATION

This particular section provides t
echnical information on the world
of radiators, and contains indications on
laws, types of installation,
and specifications for use.
A few practical examples
of product selection
will help to use this pricelist.

EFFICIENCY AND ENERGY SAVING	P.	570
HOW TO ORDER A TESI RADIATOR	P.	572
HOW TO ORDER A DECORATIVE RADIATOR	P.	573
HOW TO ORDER A BATHROOM RADIATOR	P.	574
TECHNICAL INFORMATION	P.	575
WARRANTY	P.	579
CONDITIONS OF SALE	P.	579
COLOURS AND FINISHED	P.	588

EFFICIENCY AND ENERGY SAVING; THE REPLY TO NEW REQUIREMENTS.

Why Low Temperature

To maintain the commitments pledged in the Kyoto protocol, implemented in 2005 by Italian Decree 192 and subsequently integrated and replaced by Decree 311, Italy (as well as every other European country) has decided to reduce considerably the emission of pollutants into the atmosphere.
To achieve these results, Italy has enacted a plan to improve the energy performance of buildings (Class A, Class B, etc.). The plan foresees an increase in low temperature heat generators.
The use of a low temperature heating system and IRSAP radiators provides an ideal balance between meeting the heating requirements of the building and energy savings; thus avoiding the emission of greenhouse gases into the atmosphere.
Thanks to their performance, IRSAP products are highly efficient in low temperature systems, allowing excellent heat yields even with small radiators. This means our products can be used with condensing boilers and heat pumps. The ideal Δt recommended by IRSAP for the low temperature system projects is 30°C. All Irsap Termoarredatori® are tested to function at differen Δt.

In the Figures 1 and 2 and in schedules A and B on the right illustrate the temperature distribution inside the same environment heated by a high temperature radiator (Photo A) or a low temperature radiator (Photo B). In figure 2 and in the schedule B, the temperature is more even. This phenomenon is due to the improved thermal exchange by irradiation between the radiator and the room. The lower the supply temperature of the radiator, the greater the quantity of heat transmitted by irradiation.



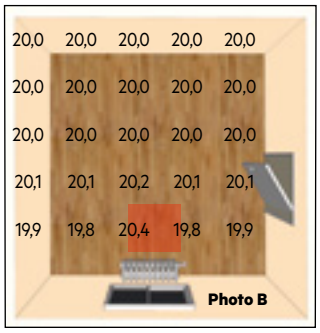

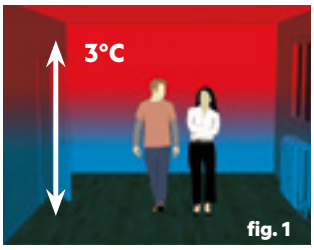

Room heated with a high temperature system:
a high degree
of stratification.

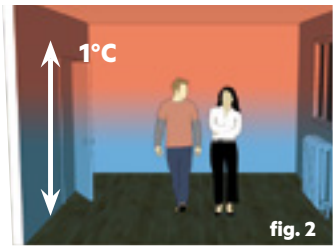

Room heated with a low temperature system:
reduced stratification and better comfort

Low Temperature: Ideal comfort and maximum heat yeld

The vertical thermal gradient, or stratification within an environment, is more than halved (see Figures 1 and 2), reducing to 45°C the radiator inlet water temperature. This type of system management improves consumption and especially comfort

The temperature when required

Low thermal inertia, together with an ability to exchange high percentages of heat by irradiation, make IRSAP radiators the best heating system terminal to rapidly reach the optimum working temperature, guaranteeing considerable flexibility in ideal climate management. Tesi radiators are the best way to combine **energy efficiency with COST REDUCTION**.

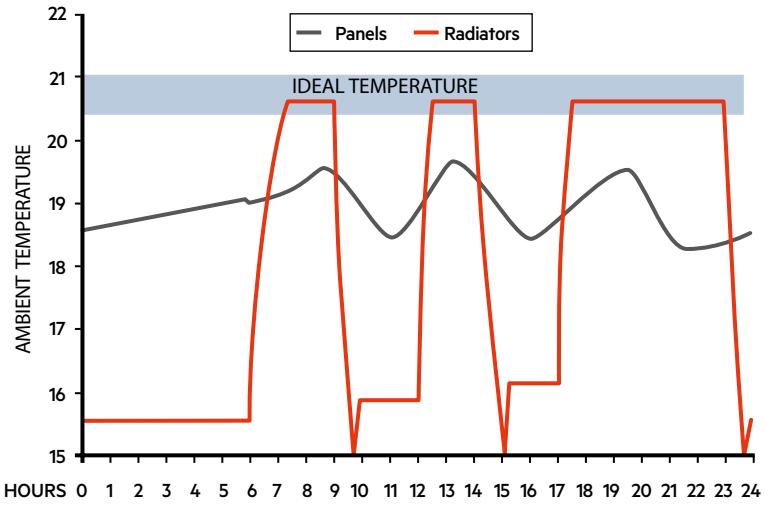

Irsap Radiators: ideal for the low temperature

Termoarredatori® Irsap can even function with an inlet water temperature below 55°C (that is designed with an Δt at 30°C). This result is achieved thanks to the large exposed surface area and its shape, able to guarantee excellent radiating and convective heat exchanging properties.
The graph above illustrates how the heat yield of a TESI steel tubular radiator is just slightly different from the heat yield of an irradiating panel (ideal radiating heat yield). The lower the supply temperature of the radiator, the greater the difference in performance between steel and aluminium.

IRSAP Termoarredatori® really are the most suitable radiators for the new generation of heating systems.

Tested to save energy

Irsap termoarredatori® are tested to function at different Δt. These certified tests guarantee perfect compatibility with modern low temperature heating systems meeting demands in terms of energy savings and excellent wellbeing. In this price list, this mark indicates every product certified to function with low temperature systems.

ECO

IRSAP has undertaken a new virtual path from a green standpoint, better known today with the name ECO DESIGN, taking action to achieve product design that respects a philosophy of responsibility from many points of view: first of all environmental, but also ethical and social.

Through the use of renewable resources, materials and production processes, there is less impact on the natural environment. Our factories satisfy about 70% of their electrical requirements with renewable sources, thanks to specially made photovoltaic systems, with a yearly saving in the emission of carbon dioxide of about 5 million kg.
In this way, IRSAP gives the company a greater value than that which has been taken from the environment and elsewhere during the entire production process; ECO DESIGN principles are in fact applied to all the phases of the product's life cycle, with the aim of reducing its overall environmental impact:
from the purveying and use of the raw materials, which must be reusable, biodegradable, recyclable and non-toxic, to their processing in the production stage and to distribution.

All these phases respect the EU Directive on ECO DESIGN (2009/125/EC), in terms of energy efficiency (reduced energy consumption in the productive phases) and reduced environmental impact.

All our fixed electrical appliances for heating the local environment present a seasonal energy efficiency of 38% or higher (EU Regulation 2015/1188).

HOW TO ORDER A TESI RADIATOR

This example provides a simulation of the TESI radiator selection process.

Client specifications:
The hypothesized design radiator must be positioned in a living room **with an available width* of around 75 cm**, reduced thickness area but no limit on height. For this reason, the choice falls on the Tesi 2 model. The heating power calculation indicates a request for **2050 Watts** (at Δt 50°). The hydraulic connection is of the **high-low** type on the left side and the color requested by the client is **Black Cod. 10**.

1) The first thing to do is to place an "x" in the box in the table specifying the heating power data requested (2050 W) together with the installation area available (75 cm). Bear in mind that the dimensions of the Tesi radiator must be increased by the area required for the closing caps and the hydraulic connection valves (24 mm for the Caps, 44 mm for the Valves, for a total of 683mm).

			HEIGHT											
			750	765	815	865	885	900	1000	1200	1500	1800	2000	2200
Lenght mm	**90**	€	30,60	30,80	31,60	32,20	32,40	32,80	34,20	39,80	47,80	58,40	65,80	71,80
yy = N° elem.	*2*	W	106	108	114	121	123	125	138	165	206	249	278	308
Lenght mm	**135**	€	45,90	46,20	47,40	48,30	48,60	49,20	51,30	59,70	71,70	87,60	98,40	107,70
yy = N° elem.	*3*	W	159	162	171	181	185	188	208	248	309	373	417	462
Lenght mm	**180**	€	61,20	61,60	63,20	64,40	64,80	65,60	68,40	79,60	95,60	116,80	131,20	143,60
yy = N° elem.	*4*	W	212	215	228	241	247	251	277	330	412	497	556	617
Lenght mm	**225**	€	76,50	77,00	79,00	80,50	81,00	82,00	85,50	99,50	119,50	146,00	164,00	179,50
yy = N° elem.	*5*	W	264	269	286	302	308	313	346	413	515	621	695	771
Lenght mm	**270**	€	91,80	92,40	94,80	96,60	97,20	98,40	102,60	119,40	143,40	175,20	196,80	215,40
yy = N° elem.	*6*	W	317	323	343	362	370	376	415	495	618	746	834	925
Lenght mm	**315**	€	107,10	107,80	110,60	112,70	113,40	114,80	119,70	139,30	167,30	204,40	229,60	251,30
yy = N° elem.	*7*	W	370	377	400	423	432	439	485	578	721	870	973	1079
Lenght mm	**360**	€	122,40	123,20	126,40	128,80	129,60	131,20	136,80	159,20	191,20	233,60	262,40	287,20
yy = N° elem.	*8*	W	423	431	457	483	493	501	554	660	824	994	1112	1233
Lenght mm	**405**	€	137,70	138,60	142,20	144,90	145,80	147,60	153,90	179,10	215,10	262,80	295,20	323,10
yy = N° elem.	*9*	W	476	485	514	543	555	564	623	743	927	1119	1251	1387
Lenght mm	**450**	€	153,00	154,00	158,00	161,00	162,00	164,00	171,00	199,00	239,00	292,00	328,00	359,00
yy = N° elem.	*10*	W	529	539	571	604	617	627	692	825	1030	1243	1390	1542
Lenght mm	**495**	€	168,30	169,40	173,80	177,10	178,20	180,40	188,10	218,90	262,90	321,20	360,80	394,90
yy = N° elem.	*11*	W	582	592	628	664	678	689	761	908	1133	1367	1529	1696
Lenght mm	**540**	€	183,60	184,80	189,60	193,20	194,40	196,80	205,20	238,80	286,80	350,40	393,60	430,80
yy = N° elem.	*12*	W	635	646	685	724	740	752	831	990	1236	1491	1668	1850
Lenght mm	**585**	€	198,90	200,20	205,40	209,30	210,60	213,20	222,30	258,70	310,70	379,60	426,40	466,70
yy = N° elem.	*13*	W	687	700	742	785	802	815	900	1073	1339	1616	1807	2004
Lenght mm	**630**	€	214,20	215,60	221,20	225,40	226,80	229,60	239,40	278,60	334,60	408,80	459,20	502,60
yy = N° elem.	*14*	W	740	754	800	845	864	877	969	1155	1442	1740	1946	2158
Lenght mm	**675**	€	229,50	231,00	237,00	241,50	243,00	246,00	256,50	298,50	358,50	438,00	492,00	538,50
yy = N° elem.	*15*	W	793	808	857	906	925	940	1038	1238	1545	1864	2085	2312
Lenght mm	**720**	€	244,80	246,40	252,80	257,60	259,20	262,40	273,60	318,40	382,40	467,20	524,80	574,40
yy = N° elem.	*16*	W	846	862	914	966	987	1003	1108	1320	1648	1989	2224	2466
Lenght mm	**765**	€	260,10	261,80	268,60	273,70	275,40	278,80	290,70	338,30	406,30	496,40	557,60	610,30
yy = N° elem.	*17*	W	899	916	971	1026	1049	1065	1177	1403	1751	2113	2363	2621

Height 2000 mm

Thermal Power 2085 Watt

Width 675 mm (15 elements)

2) When compiling the code (see the key at the bottom), the number of elements **YY** corresponding to the size selected must be entered, which in this case is **15** elements.

Key Codes

Height — Standard White colour code. For different colour codes see the colours page 588

RT 2 0200 | YY | 01 | A4 | 02 | N

Number of elements — Packing code — Radiator with plugs assembled. For other configurations and water connections see page 58

3) After finding the most appropriate product, the code must be completed by including the type of connection. In our case, the connection will be of the high-low type, and therefore Cod. **02** (see Tesi connection page).

4) Now the code must be completed with the desired color by simply consulting the color card on the price-list, selecting the desired color code, and entering it in the right box (see the color key at the top). In our case, the desired color is a Black Cod. **10**.

At this point, the code compilation process Is complete: **RT22000 15 10 A4 02 N**

NB: Irsap valves can be matched to the radiator. The design and the accuracy of the materials used guaranteed long-term service and a soberly elegant design that blends in perfectly with the radiator.
Irsap valves are now available not only white or chrome-plated but also in the same color as the radiator on request. See the Valves page for more information, codes, and prices (page 550).

Remember that Irsap offers a wide range of both aesthetic and hydraulic connection accessories. See the Accessories pages.

* When calculating the installation area available, at least 10 cm must be left open at each side for correct air circulation.

HOW TO ORDER A DECORATIVE RADIATOR

This example provides a simulation of the Vertical Piano2 design radiator selection process.

Client specifications:
The hypothesized design radiator must be positioned in a bedroom **with an available width* of around 55 cm**. The heating power calculation indicates a request for **1300 Watts** (at Δt 50°). The hydraulic connection is of the **high-low** type on the left side and the color requested by the client is **Pearl White Cod. 16**.

1) The first thing to do is to place an "x" in the box In the table specifying the heating power data requested (1300 W) together with the installation area available (55 cm). Bear in mind that the dimensions of the Vertical Piano2 radiator must be increased by the area required for the hydraulic connection valves, 44 mm.

COMPLETE BATTERY DATA

(L)		HEIGHT (H) 520	700	920	1220	1520	1820	2020
Lenght mm 232 yy = N° elem. 4	€	273,00	278,00	286,00	313,00	339,00	347,00	356,00
	W	201	262	335	433	528	623	685
Lenght mm 344 yy = N° elem. 6	€	301,00	306,00	316,00	345,00	376,00	389,00	400,00
	W	301	393	503	649	792	934	1028
Lenght mm 456 yy = N° elem. 8	€	306,00	316,00	330,00	358,00	389,00	408,00	425,00
	W	402	524	670	865	1056	1245	1370
Lenght mm 568 yy = N° elem. 10	€	333,00	344,00	358,00	393,00	430,00	451,00	471,00
	W	502	655	838	1081	1321	1557	1713
Lenght mm 680 yy = N° elem. 12	€	360,00	376,00	391,00	432,00	475,00	497,00	519,00
	W	602	786	1005	1298	1585	1868	2056
Lenght mm 792 yy = N° elem. 14	€	380,00	396,00	414,00	459,00	503,00	530,00	556,00
	W	703	917	1173	1514	1849	2180	2398
Lenght mm 904 yy = N° elem. 16	€	408,00	426,00	446,00	493,00	541,00	572,00	600,00
	W	803	1048	1341	1730	2113	2491	2741
Lenght mm 1016 yy = N° elem. 18	€	436,00	454,00	477,00	539,00	598,00	633,00	666,00
	W	903	1179	1508	1947	2377	2802	3084
Lenght mm 1128 yy = N° elem. 20	€	463,00	484,00	510,00	572,00	633,00	674,00	
	W	1004	1310	1676	2163	2641	3114	
Lenght mm 1240 yy = N° elem. 22	€	490,00	513,00	541,00	608,00	673,00		
	W	1104	1441	1843	2379	2905		
Lenght mm 1352 yy = N° elem. 24	€	516,00	542,00	573,00	642,00	709,00		
	W	1205	1572	2011	2595	3169		
Lenght mm 1464 yy = N° elem. 26	€	541,00	570,00	603,00	674,00			
	W	1305	1704	2179	2812			
Lenght mm 1576 yy = N° elem. 28	€	565,00	596,00	632,00	707,00			
	W	1405	1835	2346	3028			
Lenght mm 1688 yy = N° elem. 30	€	591,00	623,00	661,00	2514			
	W	1506	1966	2514	3244			

Height 2020 mm

Thermal Power 1370 Watt

Width 456 mm (8 elements)

2) When compiling the code (see the key at the bottom) the letter corresponding to the elements **x** and the number of elements **YY** must be entered for the radiator selected. In this case is 8 elements.

Key Codes

Height | Number of elements | Packing code | Standard hydraulic code connection. For other connections, see pag. 176

PI 2 0520 | YY 01 | IR | 01 | A — Vertical

Standard White color code.
For different color codes see the colors page.

3) After finding the most appropriate product, the code must be completed by including the type of connection. In our case, the connection will be of the high-low type, and therefore Cod. **01** (see design radiators connection page).

4) Now the code must be completed with the desired color by simply consulting the color card on the price-list, selecting the desired color code, and entering it in the right box (see the color key at the top). In our case, the desired color is a Pearl White Cod. **16**.

At this point, the code compilation process Is complete: **PI2 2020 08 16 IR 01 A**

NB: Irsap valves can be matched to the radiator. The design and the accuracy of the materials used guaranteed long-term service and a soberly elegant design that blends in perfectly with the radiator.
Irsap valves are now available not only white or chrome-plated but also in the same color as the radiator on request. See the Valves page for more information, codes, and prices (page 550).

Remember that Irsap offers a wide range of both aesthetic and hydraulic connection accessories. See the Accessories pages.

* When calculating the installation area available, at least 10 cm must be left open at each side for correct air circulation.

HOW TO ORDER A BATHROOM RADIATOR

This example provides a simulation of the Novo bathroom radiator selection process.

Client specifications:
The hypothesized design radiator must be positioned in a bathroom **with an available width* of around 63 cm** and the heating power calculation indicates a request for **910 Watts** (at Δt 50°). The connection is of the **50 mm central type**, and the desired color is **Claret Cod. 06**.

1) The first thing to do on the product page (in this case, the NOVO radiator) is to place an "x" in the box in the table specifying the heating power data requested (850 W) with the installation area available (56 cm).

Model	Code	Depth	Height	Width	Conn. centre	Weight	Cap.	Thermal Power Δt=50°C		Δt=40°C	Δt=30°C (*)	Δt=20°C	Exp.	Price	50 mm Price
		mm	mm	mm	mm	Kg	lt	Btu/h	Watt	Watt	Watt	Watt	n.	€	€
764 19 rails 1 espace	NOP045 B 01 IR 01 NNN	30	764	450	406	5,6	4,4	1.314	**385**	294	208	128	1,206	112,00	129,00
	NOP050 B 01 IR 01 NNN	30	764	500	456	6,2	4,8	1.441	**422**	323	229	140	1,203	116,00	134,00
	NOP060 B 01 IR 01 NNN	30	764	600	556	7,2	5,6	1.695	**497**	381	270	166	1,196	118,00	136,00
	NOP075 B 01 IR 01 NNN	30	764	750	706	10,1	6,7	2.076	**609**	467	332	205	1,185	144,00	160,00
1196 29 rails 2 espaces	NOM045 B 01 IR 01 NNN	30	1196	450	406	8,6	6,8	1.884	**552**	423	301	186	1,190	136,00	151,00
	NOM050 B 01 IR 01 NNN	30	1196	500	456	9,4	7,4	2.086	**611**	469	333	205	1,190	142,00	157,00
	NOM060 B 01 IR 01 NNN	30	1196	600	556	10,9	8,7	2.490	**730**	560	397	245	1,190	150,00	168,00
	NOM075 B 01 IR 01 NNN	30	1196	750	706	15,5	10,2	3.096	**908**	696	494	305	1,190	181,00	198,00
1520 38 rails 3 espaces	NOL045 B 01 IR 01 NNN	30	1520	450	406	10,8	8,5	2.373	**695**	527	369	223	1,241	157,00	175,00
	NOL050 B 01 IR 01 NNN	30	1520	500	456	11,7	9,3	2.631	**771**	585	409	248	1,240	164,00	180,00
	NOL060 B 01 IR 01 NNN	30	1520	600	556	13,6	10,8	3.146	**922**	700	490	297	1,237	173,00	187,00
	NOL075 B 01 IR 01 NNN	30	1520	750	706	19,2	12,8	3.920	**1.149**	872	612	371	1,234	205,00	220,00
1808 44 rails 3 espaces	NOG045 B 01 IR 01 NNN	30	1808	450	406	13,0	10,3	2.935	**860**	655	461	280	1,223	184,00	201,00
	NOG050 B 01 IR 01 NNN	30	1808	500	456	14,2	11,3	3.227	**946**	721	508	310	1,218	188,00	206,00
	NOG060 B 01 IR 01 NNN	30	1808	600	556	16,5	13,1	3.808	**1.116**	852	602	369	1,208	197,00	213,00
	NOG075 B 01 IR 01 NNN	30	1808	750	706	23,4	15,5	4.680	**1.372**	1.051	746	460	1,193	232,00	248,00



Height 1520 mm

Width 600 mm

Thermal Power 922 Watt

2) After finding the most appropriate product, the code must be completed by including the type of connection. In our case, the connection will be of the 50 mm central type, and therefore Code **A** (see the color key at the top).

Key Codes

Width — Standard White colour code - for different colour codes see the colors page

NO P 045 B | 01 | IR | 01 | NNN

Height — Packing code — Standard hydraulic code connection

Width — Standard White colour code - for different colour codes see the colors page

NO P 045 B | 01 | IR | 05 | NNN

Height — Packing code — Code for 50 mm couplings

3) Now the code must be completed with the desired color by simply consulting the color card on the price-list, selecting the desired color code, and entering it in the right box (see the color key at the top). In our case, the desired color is a Claret Cod. **06**.

At this point, the code compilation process Is complete: **NOP045B 06 IR 01 NNN**

NB: Irsap valves can be matched to the radiator. The design and the accuracy of the materials used guaranteed long-term service and a soberly elegant design that blends in perfectly with the radiator.
Irsap valves are now available not only white or chrome-plated but also in the same color as the radiator on request. See the Valves page for more information, codes, and prices (page 550).

Remember that Irsap offers a wide range of both aesthetic and hydraulic connection accessories. See the Accessories pages.

* When calculating the installation area available, at least 10 cm must be left open at each side for correct air circulation.

50 MM CONNECTIONS

The products supplied by IRSAP S.p.a. with pre-arrangement for 50 mm pitch water connection are:

- TESI
- SAX / SAX2
- PIANO / PIANO2
- ARPA12 / ARPA12_2
- ARPA23 / ARPA23_2
- RELAX IMMAGINA
- RELAX POWER
- RELAX OVER POWER
- RELAX RENOVA
- GET UP
- JAZZ
- SOUL
- FUNKY
- NOVO CULT
- NOVO CULT CHROME-PLATED
- LIKE
- ODDO
- KART
- NET
- ARES
- ARES CHROME-PLATED
- VENUS
- VENUS CHROME-PLATED
- ELLIPSIS_V / ELLIPSIS_H
- ORIMONO
- FACE
- IT IS
- DEDALO
- SEQUENZE
- BLUES
- QUADRÉ

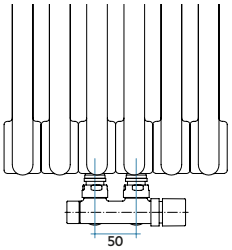

UN A NEW WAY OF BUILDING HEATING SYSTEMS

Modification of any domestic water heating system always implies substantial masonry work.
The drawn out time schedule and high cost of the work usually mean that any modifications tend to be postponed until the building undergoes complete restructuring.
The clich whereby “the heating system is created when the house is built and thereafter does not need further modification” need not apply if the system is built according to modern concepts and designed with possible future modifications in mind.

With this aim in mind, technology is continually evolving to create products for systems that are simple to build and easy to modify.
IRSAP towel warmers with a central water connection featuring a fixed 50 mm distance between centres, fit the modern concept of system construction perfectly.
On these types of radiator, the position of the water inlet and outlet pipes is independent of the radiator dimensions and is always the same for every height and every width of the various models.
Therefore, a bathroom requires a single masonry job to position the two water pipes in just one point, maintaining them at a distance of 50 mm. Any radiator can then be connected to the water connection you have created.
There is no need to delay construction of the system while you are deciding on the dimensions of the radiator. Once a radiator is installed, it can be replaced by another with different dimensions without having to change the position of the pipes coming out of the walls. The central water connection (featuring a 50 mm distance between centres) leaves the two traditional connection holes at either end of the bottom manifolds completely free. It is very easy to insert a heater through these holes at any time so that the radiator can function as a towel warmer when the heating system boiler is switched off.

HEAT YELDS

During the first six months of 1997, every European Community country adopted European Standard EN442 regarding radiators and the calculation of heat yields. The new regulations finally came into effect in December 2005 and established the Qn rated thermal power calculation at Δt = 50°C (the reference value for calculating actual thermal power at any temperature).

For Δt different from 50°C use the following formula: **$Q=Qn\ (\Delta t / 50)^n$**

exemple:
TESI 3 600, rated thermal power **Qn** = 60,6 W, modification index n = 1,281
ambient temperature **Ta** = 20°C
inlet water temperature **Ti** = 60°C
outlet water temperature **Tu** = 50°C
working Δt calculation:

$$\Delta t = \frac{Ti + Tu}{2} - Ta = 35°C$$

apply the characteristic equation:

$$Q_{\Delta t} = Q_n \left(\frac{\Delta t}{50}\right)^n = 60{,}6 \left(\frac{35}{50}\right)^{1{,}281} = 38{,}37$$

the thermal power for element at Δt = 35°C is therefore $Q\Delta t$=35°C = 38,37 Watt

Extracts from Standard en 442-1:2004

6 THERMAL POWER

6.1 Method and test laboratory
Thermal power must be calculated in a test laboratory using the methods and test program pursuant to EN 442-2:1996, bearing in mind the specific laboratory requirements and the harmonisation methods outlined in EN 442-2:1996.

7 CATALOGUE DATA
....
7.3 Thermal power
The rated thermal power (dt= 50 K) and the index of the temperature head between the water and the air must be indicated for every model within a product range.
.....
APPENDIX ZA: POINTS OF THIS EUROPEAN STANDARD REGARDING THE PROVISIONS OF THE EU DIRECTIVE REGARDING PRODUCTS FOR THE BUILDING INDUSTRY

ZA.2 Conformity certification procedures for radiators and convectors
ZA.3 CE mark
Furthermore, the CE mark must appear on any commercial documentation (the catalogue or any other documentation regarding the appliance) and must also be accompanied by the following information:
- reference of this standard EN 442-1;
- .....;
- .....;
- the following information regarding the ZA.1 prospectus;
- maximum working pressure (in bar);
- rated thermal power;
- reference characteristic equation;
- ...

HOW TO CALCULATE A THERMAL POWER DIFFERENT FROM ΔT 50°C

All the powers specified in this price list refer to standard conditions (Δt 50 ° C, environment's temperature 20°C, inlet temperature 75 °C and outlet water's temperature 65°C) according to standard existing EN442 regulation.
In order to obtain the exact watt of each IRSAP's radiator with a Δt different from 50 ° C, simply multiply the power by the coefficient "Cn" which corresponds to the exponent "n" stated in thermal Δt 50°C powers table.

EXPONENT "n"

Δt °C	20	22	24	26	28	30	32	34	36	38	40	42	44	46	48	50	52	54	56	58	60
1,100	0,365	0,405	0,446	0,487	0,528	0,570	0,612	0,654	0,697	0,739	0,782	0,825	0,869	0,912	0,956	1,000	1,044	1,088	1,133	1,177	1,222
1,120	0,358	0,399	0,440	0,481	0,522	0,564	0,607	0,649	0,692	0,735	0,779	0,823	0,867	0,911	0,955	1,000	1,045	1,090	1,135	1,181	1,227
1,130	0,355	0,395	0,436	0,478	0,519	0,561	0,604	0,647	0,690	0,733	0,777	0,821	0,865	0,910	0,955	1,000	1,045	1,091	1,137	1,183	1,229
1,140	0,352	0,392	0,433	0,475	0,516	0,559	0,601	0,644	0,688	0,731	0,775	0,820	0,864	0,909	0,955	1,000	1,046	1,092	1,138	1,184	1,231
1,150	0,349	0,389	0,430	0,471	0,513	0,556	0,599	0,642	0,685	0,729	0,774	0,818	0,863	0,909	0,954	1,000	1,046	1,093	1,139	1,186	1,233
1,160	0,345	0,386	0,427	0,468	0,510	0,553	0,596	0,639	0,683	0,727	0,772	0,817	0,862	0,908	0,954	1,000	1,047	1,093	1,140	1,188	1,236
1,170	0,342	0,383	0,424	0,465	0,507	0,550	0,593	0,637	0,681	0,725	0,770	0,815	0,861	0,907	0,953	1,000	1,047	1,094	1,142	1,190	1,238
1,180	0,339	0,380	0,421	0,462	0,505	0,547	0,591	0,634	0,679	0,723	0,769	0,814	0,860	0,906	0,953	1,000	1,047	1,095	1,143	1,191	1,240
1,190	0,336	0,376	0,418	0,459	0,502	0,545	0,588	0,632	0,676	0,721	0,767	0,813	0,859	0,906	0,953	1,000	1,048	1,096	1,144	1,193	1,242
1,200	0,333	0,373	0,414	0,456	0,499	0,542	0,585	0,630	0,674	0,719	0,765	0,811	0,858	0,905	0,952	1,000	1,048	1,097	1,146	1,195	1,245
1,210	0,330	0,370	0,411	0,453	0,496	0,539	0,583	0,627	0,672	0,717	0,763	0,810	0,857	0,904	0,952	1,000	1,049	1,098	1,147	1,197	1,247
1,220	0,327	0,367	0,408	0,450	0,493	0,536	0,580	0,625	0,670	0,715	0,762	0,808	0,856	0,903	0,951	1,000	1,049	1,098	1,148	1,199	1,249
1,230	0,324	0,364	0,405	0,447	0,490	0,533	0,578	0,622	0,668	0,714	0,760	0,807	0,855	0,903	0,951	1,000	1,049	1,099	1,150	1,200	1,251
1,240	0,321	0,361	0,402	0,444	0,487	0,531	0,575	0,620	0,665	0,712	0,758	0,806	0,853	0,902	0,951	1,000	1,050	1,100	1,151	1,202	1,254
1,250	0,318	0,358	0,400	0,442	0,484	0,528	0,572	0,617	0,663	0,710	0,757	0,804	0,852	0,901	0,950	1,000	1,050	1,101	1,152	1,204	1,256
1,260	0,315	0,355	0,397	0,439	0,482	0,525	0,570	0,615	0,661	0,708	0,755	0,803	0,851	0,900	0,950	1,000	1,051	1,102	1,153	1,206	1,258
1,270	0,312	0,353	0,394	0,436	0,479	0,523	0,567	0,613	0,659	0,706	0,753	0,801	0,850	0,900	0,949	1,000	1,051	1,103	1,155	1,207	1,261
1,280	0,309	0,350	0,391	0,433	0,476	0,520	0,565	0,610	0,657	0,704	0,752	0,800	0,849	0,899	0,949	1,000	1,051	1,104	1,156	1,209	1,263
1,290	0,307	0,347	0,388	0,430	0,473	0,517	0,562	0,608	0,655	0,702	0,750	0,799	0,848	0,898	0,949	1,000	1,052	1,104	1,157	1,211	1,265
1,300	0,304	0,344	0,385	0,427	0,471	0,515	0,560	0,606	0,652	0,700	0,748	0,797	0,847	0,897	0,948	1,000	1,052	1,105	1,159	1,213	1,267
1,310	0,301	0,341	0,382	0,425	0,468	0,512	0,557	0,603	0,650	0,698	0,747	0,796	0,846	0,897	0,948	1,000	1,053	1,106	1,160	1,215	1,270
1,320	0,298	0,338	0,380	0,422	0,465	0,510	0,555	0,601	0,648	0,696	0,745	0,794	0,845	0,896	0,948	1,000	1,053	1,107	1,161	1,216	1,272
1,330	0,296	0,336	0,377	0,419	0,462	0,507	0,552	0,599	0,646	0,694	0,743	0,793	0,844	0,895	0,947	1,000	1,054	1,108	1,163	1,218	1,274
1,340	0,293	0,333	0,374	0,416	0,460	0,504	0,550	0,596	0,644	0,692	0,742	0,792	0,843	0,894	0,947	1,000	1,054	1,109	1,164	1,220	1,277
1,350	0,290	0,330	0,371	0,414	0,457	0,502	0,547	0,594	0,642	0,690	0,740	0,790	0,841	0,894	0,946	1,000	1,054	1,109	1,165	1,222	1,279
1,360	0,288	0,327	0,369	0,411	0,455	0,499	0,545	0,592	0,640	0,689	0,738	0,789	0,840	0,893	0,946	1,000	1,055	1,110	1,167	1,224	1,281
1,370	0,285	0,325	0,366	0,408	0,452	0,497	0,543	0,590	0,638	0,687	0,737	0,788	0,839	0,892	0,946	1,000	1,055	1,111	1,168	1,225	1,284
1,380	0,282	0,322	0,363	0,406	0,449	0,494	0,540	0,587	0,636	0,685	0,735	0,786	0,838	0,891	0,945	1,000	1,056	1,112	1,169	1,227	1,286
1,390	0,280	0,319	0,361	0,403	0,447	0,492	0,538	0,585	0,633	0,683	0,733	0,785	0,837	0,891	0,945	1,000	1,056	1,113	1,171	1,229	1,288
1,400	0,277	0,317	0,358	0,400	0,444	0,489	0,535	0,583	0,631	0,681	0,732	0,783	0,836	0,890	0,944	1,000	1,056	1,114	1,172	1,231	1,291

TECHNICAL INFORMATION

PACKAGING

To avoid accidental damage and scratches during carriage and on-site handling, the radiators are protected by a protective shell made of recyclable knock-proof material and wrapped in a heat-shrunk polyethylene sheath. The radiators in the Bagno and Arredo lines are also packaged in a robust cardboard box. Important: TESI radiators can be installed, tested and joined together while still in their packaging.

All the materials used in IRSAP packaging can be recycled.
All packaging must be disposed of pursuant to the standards in effect and in conformity with the provisions of the relative organisations.

CERTIFICATIONS

All IRSAP products are certified pursuant to EN 442 (the relevant standard in effect), whereby all radiator manufacturers/resellers must have their products certified by recognised organisations.
The heat yields and CE mark of IRSAP products are certified by Milan Polytechnic.
IRSAP also collaborates with CETIAT, a French laboratory for "NF" product certification (and the voluntary "NF Electricite" certification), with GOST in Russia and ZIK in Croatia.

EN 442 EURONORM

CE XX
EN442-1

IRSAP was the first company in Italy to be awarded UNI EN ISO 9001:2008 Company Quality Certification.

The IRSAP quality system has UNI EN ISO 9001:2008 certification. The heat yeld of each radiator is tested and certified in compliance with EN 442 harmonised European standards.

CERTIFICATO DEL SISTEMA
DI GESTIONE PER LA QUALITÀ
QUALITY MANAGEMENT SYSTEM CERTIFICATE

IRSAP S.p.a.

UNI EN ISO 9001:2008

Progettazione, fabbricazione, assistenza di radiatori tubolari mono e multi colonna per riscaldamento in acciaio. Radiatori termobagno tubolari in acciaio. Accessoristica per radiatori. Radiatori di design.

WARRANTY

GENERAL INFORMATION
The conditions below apply to any sale of irsap spa products (hereinafter referred to as irsap). Any departure from these conditions is subject to written authorisation from irsap.
"This price list does not constitute an offer to the public pursuant to article 1336 of the italian civil code. Orders shall be binding only following acceptance by irsap spa.

WARRANTY
Irsap guarantees the products in this catalogue – price list within the terms and for the period established by the law.
The irsap warranty does not replace the warranty provided for by law.
The warranty shall come into effect from the date of purchase, proved by a valid document (invoice or receipt of sale) directly indicating the product.
In the case of material or construction defects, irsap shall choose whether to repair or replace the faulty parts or replace the entire product free of charge and anyway pursuant to the law. Irsap shall not be held liable for any other form of legal or conventional indemnity except for the provisions of compulsory standards.
Any replacement of faulty products or components of said products shall not extend the original expiry date of the warranty.
Therefore, the warranty covering replaced parts shall expire on the same expiry date originally established when the product was first sold.

THE WARRANTY DOES NOT APPLY IN THE CASE OF:
• Failure to comply with the instructions or installation requirements indicated in the manual provided with the product or in the technical documentation;
• Failure to comply with the working and maintenance instructions indicated in the manual provided with the product or in the technical documentation;
• Damage to the product due to work carried out by unauthorised or professionally incompetent personnel;
• Faults or defects depending on the electricity supply network;
• Malfunction due to incorrect sizing;
• The use of parts or spare parts which are either not original or unauthorised by irsap spa;
• Damage caused by accidents, fires, natural disasters or acts of god in general;
• Damage during transportation.
Any parts of the product sent for repair to irsap or any other site authorised by irsap spa and which may be damaged en-route shall not be covered by the warranty.

ORDERS AND ORDER CONFIRMATION
Orders shall be binding only after irsap has issued an order confirmation. Any variations to orders must be made before the products commence the production process and may cause delivery delays. Orders may only be cancelled with the prior consent of irsap and the customer shall be charged for any relative costs.

PRICES
Prices may be changed at any time without prior notice.
Unless specified in writing, all prices are quoted free at company premises.
The prices in the price list are net of vat.
Product prices do not include accessories unless specifically mentioned.

PROPERTY RIGHTS
The property in the goods shall pass to the buyer upon payment of all sums owed to irsap. Until the title to and property in the goods pass to the customer, the customer shall store the goods in a proper manner in conditions that adequately protect and preserve them.

CONDITIONS OF SALE

CONDITIONS OF PAYMENT
The agreed conditions of payment shall apply even if the delivery is delayed after leaving IRSAP premises.
Customers shall not withhold or apply any deduction to due payments, this applies to credit notes yet to be issued or following complaints not recognised by IRSAP.
Customers shall settle payments even if accessories are missing from the supply that do not prevent the delivered goods from being used; the same applies if the goods supplied require negligible intervention.
Customers shall settle payments even in the case of dispute, whatever the nature or importance of the dispute.
Payments must be made to IRSAP - Arquà Polesine (RO) - Italy in standard currency.
IRSAP shall be entitled to interest for any sum not paid by its due date at the current bank rate including a 5 percent penalty for delayed payment.

PACKAGING
The most suitable packaging shall be employed. Packaging is generally included in the price: special packaging shall be invoiced separately. IRSAP does not collect any type of packaging.

CARRIAGE
All goods will be despatched to the Customer at the Customer's risk even if sold free of carriage.

TERMS OF DELIVERY
Terms of delivery are always approximate.
IRSAP does not accept any responsibility for delays in the delivery. If the delivery date is not met, IRSAP shall not accept any claims for damages, payment of penalties or cancellations of orders. If the ordered goods are not collected at the agreed time, they shall be invoiced and warehoused at the Customer's cost and risk. If IRSAP should be prevented from performing any of its obligations by any circumstances whatsoever outside its control including in such circumstances natural disasters, strikes, failure or restriction of the supply of raw materials or Acts of God then IRSAP shall be released from all agreed delivery obligations to the Customer notwithstanding the aforementioned clauses.

COMPLAINTS
The customer shall check the goods immediately on their arrival.
Any discrepancy between the goods delivered and IRSAP's delivery note, or if the goods delivered have visible defects; IRSAP must be notified in writing within 8 days of the Customer's receipt of the goods.
Complaints for goods that have been tampered with or damaged by third parties or the Customer shall not be accepted.
IRSAP must be notified in writing of any hidden defects as soon as they are discovered and anyway within 8 days.

RETURNED GOODS
Goods may be returned only following the prior agreement of IRSAP and according to the following conditions:
• returned goods must be delivered free at IRSAP;
• only brand new products included in the IRSAP catalogue which have not been tampered with shall be returned;
• the value of the returned goods shall be agreed from time to time;
• the return of non-standard products SHALL NOT BE ACCEPTED.

TECHNICAL SPECIFICATIONS
Drawings, dimensions, weights and any other product data included in price lists and catalogues are indicative and involve normal manufacturing tolerances without price adjustment.
IRSAP reserves the right to alter or replace specifications at any time and without prior warning.
The same applies to alterations in the manufacturing and construction processes.

GOVERNING LAW AND JURISDICTION
Any disputes shall be governed in every respect in accordance with Italian Law and Rovigo (Italy) shall be the Court of Competent Jurisdiction.

WE WOULD LIKE TO THANK YOU FOR CHOOSING ONE OF OUR PRODUCTS

MERCHANDISING

Colors display, color show, banner, logo, stickers...
Thanks to its experience
with showrooms and distributors,
IRSAP offers predefined elements that allow
you to present the brand
and the radiator in its better way.
Design for heating,
this is Irsap's philosophy.

COLOR SHOW	P.	582
BANNER	P.	582
LOGO IRSAP	P.	583
DISPLAY DUETTO	P.	583
WALL	P.	584
WALL GRAPHIC	P.	584

DISPLAYS

COLOR SHOW
Color palettes made of steel tubes and cards painted in all Irsap colours finishes. Dimensions of the plexiglass support: 872 x 290 mm;

Model	Code	Price €
COLOR SHOW: 872 x 290 mm Finishes Standard, Classic, Special	**IMBESPOS92**	**208,00**

BANNER
Drop-down support supplied in its carrying case. Quick and easy to install, perfect for exhibitions or sales events.

Model	Code	Price €
Scrolling panel supplied in its carrying box (85x200 cm)	**ROLLER020085**	**172,00**

Fig. 1

Fig. 2

Fig. 3

Fig. 4

LOGO IRSAP
Irsap Logo made of plexiglass. Dimensions: seetable.

Model	Code	Price €
LOGO IRSAP Plexiglass, colour white - h 250 x 1100 mm (fig. 1)	**IMBESPOS36**	**142,00**
LOGO IRSAP Plexiglass, colour white - h 150 x 700 mm (fig. 2)	**IMBESPOS69**	**102,00**
LOGO IRSAP Plexiglass - h 250 x 700 mm (fig. 3)	**IMBESPOS63**	**113,00**
LOGO IRSAP Plexiglass, colour grey - h 150 x 700 mm (fig. 4)	**IMBESPOS64**	**102,00**

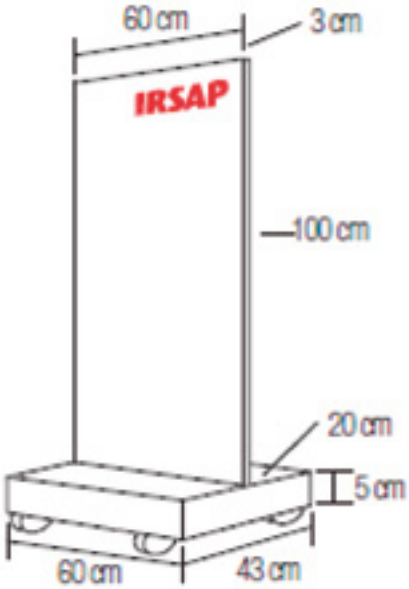

DISPLAY DUETTO
Wooden support in graphite color for two compact radiators.
Supplied with heel for an easy movement.

Model	Code	Price €
Display DUETTO for 2 radiators (h. max. 800 mm)	**IMBESPOS48**	**552,00**

DISPLAYS

WALL

WALL is a modular system designed to display Irsap product range in the stores. The system consists of display units (L. 60 cm) made in Valchromat®, in gray anthracite, it's fixed and matched to give the perception of a single surface. WALL with its modularity allows us to offer a solution tailored to each type of installation requirement. Simple and flexible, Wall, can be installed with extreme simplicity.

Model	Code	Price €
Panel h 2100x600 simple	**WALLVALCROMAT60**	**286,00**
Panel h 2100x600 for Face Zero	**WALLVALCROFCS60**	**298,00**
Kit of finished lateral	**WALLKITLAT2100**	**26,50**
Full 2 panels composition	**WALLVALCROMAT60 + WALLKITLAT2100**	**598,50**
Full 3 panels composition	**WALLVALCROMAT60 + WALLKITLAT2100**	**884,50**
Full 4 panels composition	**WALLVALCROMAT60 + WALLKITLAT2100**	**1.170,50**
Full 5 panels composition	**WALLVALCROMAT60 + WALLKITLAT2100**	**1.456,50**

WALL GRAPHIC

WALL GRAPHIC is a graphic wall panel made of solid wood and printed plastic material. The Wall is available in 5 different graphics solutions.

Model	Code	Price €
Display H 210 x L 120 cm	**DISPLAY120**	**1.904,00**
Display H 210 x L 180 cm	**DISPLAYFCS120**	**1.963,00**
Display H 210 x L 180 cm	**DISPLAY180**	**2.379,00**
Wall Graphic H 210 x L 33 cm (fig. 1)	**WALLBANCITT30**	**173,00**
Wall Graphic H 210 x L 33 cm (fig. 2)	**WALLBANSTEP30**	**173,00**
Wall Graphic H 210 x L 33 cm (fig. 3)	**WALLBANFACE30**	**173,00**

IRSAP COLOURS

AVAILABLE COLOURS

	Standard White Cod. 01	**Serie Classic**	**Serie Special**	**Finishes**				
				Cod. 6B	Cod. AS	Cod. 50	Cod. IS	Cod. TR
ARES (complete range)	●	●	●					
ARPA (complete range)	●	●	●					
BELLA (complete range)						●		
BLUES					●		●	
DEDALO (complete range)			●					
ELLIPSIS (complete range)	●	●	●					
FACE_AIR (complete range)		●	● (except for cod. J4)					
FILO	●	●	●					
FLAUTO (complete range)	●	●	●					
FLÈCHE AIR ELECTRIC	●	●	●					
FUNKY (complete range)	●	●	●					
GET UP (complete range)	●	●	●					
IT IS						●		
JAZZ (complete range)	●	●	●					
KART	●	●	●					
LIKE	●	●	●					
M'AMA	●	●	●					
MINUETTE (complete range)						●		
NET (complete range)	●	●	●					
NOVO (complete range)	●	●	●					
NOVO CULT	●	●	●					
ODDO	●	●	●					
ORIMONO (complete range)			7M, 8M, 9M, 1N, 2N					
PAGE	●		●					
PAREO	●	●	●					
PIANO (complete range)	●	●	●					
POLYGON SINGLE COLOR (complete range)	●	●	●					
QUADRAQUA (complete range)	●	●	●					
QUADRÉ (complete range)	●	●	●					
RELAX IMMAGINA			●					
RELAX POWER, OVER POWER	●	●	●	●	●		●	
RELAX RENOVA	●	●	●	●				
RELAX ELECTRIC	●	●	●					
RIGO	●	●	●					
SAX (complete range)	●	●	●					
SEQUENZE (complete range)	●	●	●					
SOUL (complete range)	●	●	●					
STEP (complete range)			16 1C Y4 2C 2D 1B 7D 1D 6C 4D L6 18 32 30			●		
STILÉ					●			
TESI (complete range)	●	●	●					●
TESI 3 EH	●							
TESI JOIN	●	●	●					●
TESI MEMORY	●	●	●					●
TESI RUNNER	●	●	●					●
TOLÉ						●		
VELA (complete range)	●	●	●					
VENUS (complete range)	●	●	●					
XILO (complete range)	●	●	●					

*Chrome-plated radiators are available only in Chrome-plated finish (cod. 50): Ares Chrome, Flauto Chrome, Novo Chrome, Novo Cult Chrome, Tesi Chrome, Venus Chrome, Ares Chrome Electric, Novo Chrome Electric.

Finishes										
Cod. 2E	Cod. 52	Cod. 54	Cod. 5F	Cod. 6E	Cod. 1G	Cod. 2G	Cod. 3G	Cod. 4G	**Other RAL colors**	
									●	**ARES (complete range)**
									●	**ARPA (complete range)**
										BELLA (complete range)
										BLUES
									●	**DEDALO (complete range)**
									●	**ELLIPSIS (complete range)**
					●	●	●	●		**FACE_AIR (complete range)**
									●	**FILO**
									●	**FLAUTO (complete range)**
									●	**FLÈCHE AIR ELECTRIC**
									●	**FUNKY (complete range)**
									●	**GET UP (complete range)**
●										**IT IS**
									●	**JAZZ (complete range)**
									●	**KART**
									●	**LIKE**
									●	**M'AMA**
	●	●	●	●						**MINUETTE (complete range)**
									●	**NET (complete range)**
									●	**NOVO (complete range)**
									●	**NOVO CULT**
									●	**ODDO**
										ORIMONO (complete range)
										PAGE
									●	**PAREO**
									●	**PIANO (complete range)**
									●	**POLYGON SINGLE COLOR (complete range)**
									●	**QUADRAQUA (complete range)**
									●	**QUADRÉ (complete range)**
									●	**RELAX IMMAGINA**
									●	**RELAX POWER, OVER POWER**
									●	**RELAX RENOVA**
									●	**RELAX ELECTRIC**
									●	**RIGO**
									●	**SAX (complete range)**
									●	**SEQUENZE (complete range)**
									●	**SOUL (complete range)**
●										**STEP (complete range)**
									●	**STILÉ**
									●	**TESI (complete range)**
									●	**TESI 3 EH**
									●	**TESI JOIN**
									●	**TESI MEMORY**
									●	**TESI RUNNER**
●										**TOLÉ**
									●	**VELA (complete range)**
									●	**VENUS (complete range)**
									●	**XILO (complete range)**

Classic: 34, 02, 03, 26, 04, E7, 17, E1, 09, 06, 05, Y3, R2, R6, R3, E6, N3, 19, G7, 2F, 10.
Special: J8, 16, 1C, Y4, 2C, 2D, 1B, L3, 4D, L6, 8N, J4, 7D, 1D, 3P, 9N, 1P, 4P, 6C, G1, K1, 18, 30, 31, 32.

CLASSIC & SPECIAL FINISHES

STANDARD FINISH

Standard White Ⓛ **Cod. 01**
STANDARD

CLASSIC & SPECIAL FINISHES

Edelweiss White Ⓛ **Cod. 34**
CLASSIC + 15%

Tobacco Brown Ⓡ **Cod. 1B**
SPECIAL + 25%

Melon Yellow · Ral 1028 Ⓛ **Cod. E7**
CLASSIC + 15%

Strawberry Red · Ral 3018 **Cod. Y3**
Ⓛ CLASSIC + 15%

Opaque White Ⓞ **Cod. J8**
SPECIAL + 25%

Titanium Grey Metallic · Ral 9023 Ⓛ **Cod. L3**
SPECIAL + 25%

Orange · Ral 2004 Ⓛ **Cod. 17**
CLASSIC + 15%

Pink · Ral 3015 Ⓛ **Cod. R2**
CLASSIC + 15%

Pearl White Ⓡ **Cod. 16**
SPECIAL + 25%

Medium Grey Ⓡ **Cod. 4D**
SPECIAL + 25%

Brown Rust · Ral 8004 Ⓛ **Cod. E1**
CLASSIC + 15%

Purple Traffic · Ral 4006 Ⓛ **Cod. R6**
CLASSIC + 15%

Quartz 1 Ⓡ **Cod. 1C**
SPECIAL + 25%

Pearl Grey Ⓡ **Cod. L6**
SPECIAL + 25%

Hammered Copper Ⓡ **Cod. J4**
SPECIAL + 25%

Bluish Lilac · Ral 4005 Ⓛ **Cod. R3**
CLASSIC + 15%

Ivory · Ral 1013 Ⓛ **Cod. 02**
CLASSIC + 15%

Matt Light Grey Ⓞ **Cod. 8N**
SPECIAL + 25%

Brown · Ral 8017 Ⓛ **Cod. 09**
CLASSIC + 15%

Purple Blue Ⓡ **Cod. 1D**
SPECIAL + 25%

Sablé Ⓡ **Cod. Y4**
SPECIAL + 25%

Manhattan Grey Ⓛ **Cod. 03**
CLASSIC + 15%

Claret · Ral 3003 Ⓛ **Cod. 06**
CLASSIC + 15%

Ice Ⓞ **Cod. 3P**
SPECIAL + 25%

Quartz 2 Ⓡ **Cod. 2C**
SPECIAL + 25%

Beige Cream Ⓛ **Cod. 26**
CLASSIC + 15%

Flame Red Ⓡ **Cod. 7D**
SPECIAL + 25%

Sage Green · Ral 6021 Ⓛ **Cod. E6**
CLASSIC + 15%

Sunstone Ⓡ **Cod. 2D**
SPECIAL + 25%

Yellow · Ral 1021 Ⓛ **Cod. 04**
CLASSIC + 15%

Red · Ral 3000 Ⓛ **Cod. 05**
CLASSIC + 15%

Green Grass · Ral 6018 Ⓛ **Cod. N3**
CLASSIC + 15%



Woodland Green · Ral 6005 **Cod. 19**
L CLASSIC **+ 15%**

Matt Blue Dove · Ral 5014 **O** SPECIAL **+ 25%** **Cod. 4P**

Black · Ral 9005 **L** **Cod. 10**
CLASSIC **+ 15%**

Quartz Grey **L** **Cod. 31**
SPECIAL **+ 25%**

Agave **O** **Cod. 9N**
SPECIAL **+ 25%**

Azurite 3 **R** **Cod. 6C**
SPECIAL **+ 25%**



Opaque Black **O** **Cod. K1**
SPECIAL **+ 25%**

Hammered Grey Metallic **Cod. 32**
R SPECIAL **+ 25%**



North Sea Blue **O** **Cod. 1P**
SPECIAL **+ 25%**

Deep Blue · Ral 5004 **L** **Cod. 2F**
CLASSIC **+ 15%**



Graphite Black **R** **Cod. 18**
SPECIAL **+ 25%**

Pastel Blue · Ral 5024 **L** **Cod. G7**
CLASSIC **+ 15%**

Ash Grey · Ral 7021 **L** **Cod. G1**
SPECIAL **+ 25%**



Satin Black **R** **Cod. 30**
SPECIAL **+ 25%**

FINISHES*

Wall Finished **R** **Cod. 6B**
FINISHES

Satin **O** **Cod. AS**
FINISHES

Chrome-plated **L** **Cod. 50**
FINISHES

Mirror **L** **Cod. IS**
FINISHES

Loft Finishing **L** **Cod. TR**
FINISHES **+ 40%**

Chrome Black **L** **Cod. 2E**
FINISHES

* The Finishes are obtained through special processing.
For the feasibility of finishes and its price to consult the individual product pages.
Finishes, like other colors, only feature finishes without accessories.

USEFUL INFORMATION

Recommended maintenance:

- Clean the surfaces of the radiators using soft cloths so as not to scratch the paint.
- Do not use chemical products for cleaning as they could corrode the paint.
- Do not use porous terracotta humidifiers.

The colours represented on this page are not be considered definitive. The different technological painting processes and the materials used for applying it may not correspond perfectly to the colour tone of the product delivered.

The company Irsap reserves the right to make any modifications it deems necessary for improving the product at any time.

RAL COLOURS: RAL colour range available on request (RAL 90 +/- 5 gloss series wad)

Legenda of surfaces: **G** glossy; **M** matt; **R** rough

IRSAP

IRSAP SPA
45031 Arquà Polesine (RO)

Tel. 0425.466611
Fax 0425.466662

E-mail: info@irsap.it
Web: http://www.irsap.com





COD. DPLISTGB0521